



specifications

FEATURES

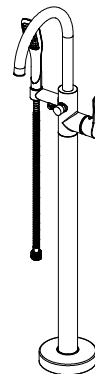
- Ceramic Cartridge
- Lever Style Handle
- 1/2" IPS connections
- Min Flow Rate: 2.4 GPM at 20 PSI

CODE COMPLIANCE

- ASME A112.18.1 / CSA B125.1
- IAPMO Certified

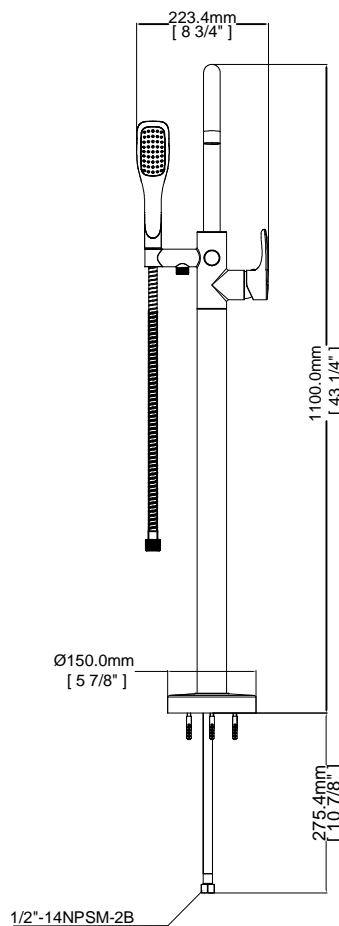
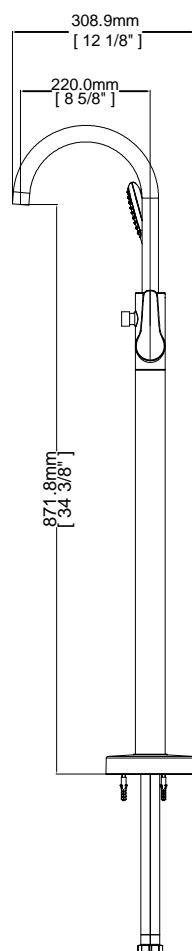
WARRANTY

- Limited Lifetime Warranty



FREESTANDING TUB FILLER

MODEL	FINISH
NW50826	Brushed Nickel
NW50827	Chrome



INSTALLATION DIMENSIONS

WARNING : not suitable for installation in concrete floors

Jacuzzi reserves the right to make changes in specifications and materials and to change and discontinue models, both without the notice or obligation. Dimensions are for reference only.