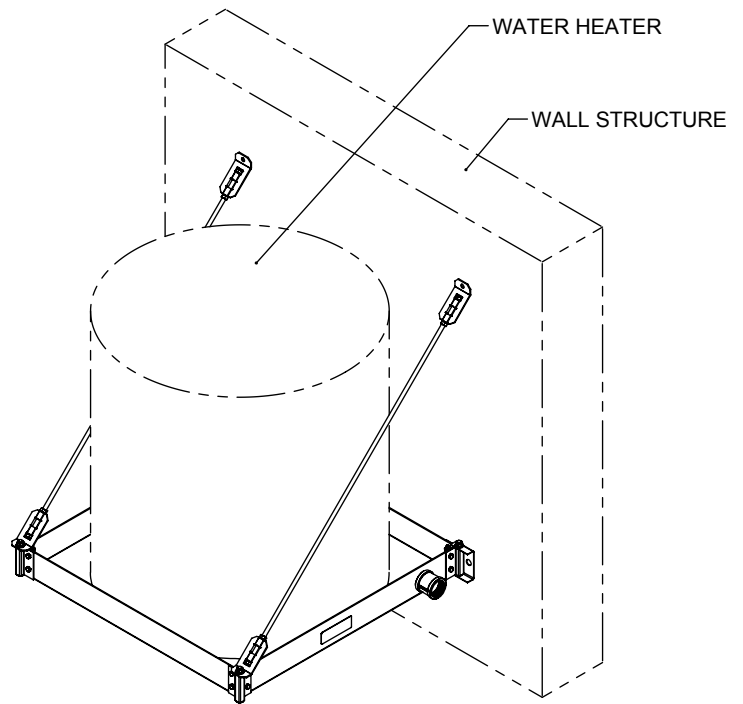
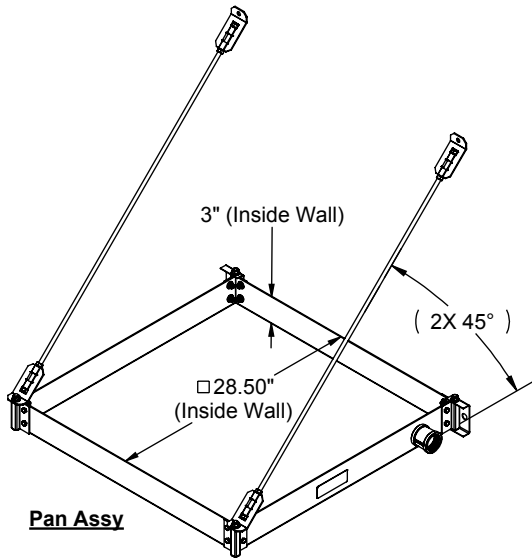


PRODUCT SPECIFICATION DRAWING

QUICK STAND™ #60-SWHP-WM

Wall Mounted Equipment Platform

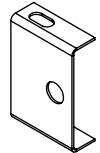


ALL DIMENSIONS IN INCHES

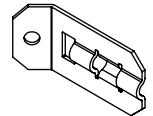
The #60-SWHP-WM Wall Mounted Equipment Platform is engineered to support water heaters up to 50 U.S. gallons, or other equipment, up to 750 pounds total weight. This time and labor savings tool is designed for the Professional Contractor. Design features requested by plumbers are incorporated into a professional platform and drain pan combination. See Installation Instructions for detail.

Product Information:

- Material:
 - Pan: 12 gage CRS, galvanized
 - Corner Brackets (4): 14 gage CRS, galvanized
 - C-Brackets (2): 16 gage CRS, galvanized
 - 45° Brackets (4): 12 gage, CRS, galvanized
 - Threaded Rod (2): Low carbon steel, zinc plated, 3/8" x 40.0" long
- Wide platform allows water heaters up to 28 1/2" diameter
- Watertight corners and welded 1 1/4" steel drain body eliminate need for additional drain pan
- Static load rating 750 pounds with 2X safety factor (depending on structural anchorage)
- Professional Engineer stamped documentation available
- Galvanized steel construction
- Suspends with user-supplied 3/8" hardware/anchors to mount to wall, 4 places
- Installation instructions for mounting to concrete or framed wall structure available
- Patent Pending



"C" Bracket, 2 places



45° Bracket, 4 places

THIS INFORMATION IS PROPRIETARY TO HOLDRITE AND IS SUBJECT TO CHANGE WITHOUT NOTICE. IT MAY NOT BE REPRODUCED IN PART OR WHOLE WITHOUT WRITTEN AUTHORIZATION.



CONVERTING MAKESHIFT METHODS INTO ENGINEERED SOLUTIONS™

800-321-0316 OR 760-744-6944 / FAX: 760-744-0507 / WWW.HOLDRITE.COM
spec_60-SWHP-WM_RevC

Product Submittal	
Job Name:	
Date:	
Part Number:	Qty:
Architect / Owner:	
Contractor:	
Notes:	