



Shown: 330180NBR Natural Brass Finish, Etched Cased Opal Glass with Medium Cherry Blades

60" Starkk™ LED



330180MWH
Matte White Finish
Etched Cased Opal Glass
Matte White Blades



330180NI
Brushed Nickel Finish
Etched Cased Opal Glass
Walnut Blades



330180OZ
Olde Bronze® Finish
Etched Cased Opal Glass
Cherry Blades



330180PN
Polished Nickel Finish
Etched Cased Opal Glass
Silver Blades

BLADE SPECS

Fan Finish Blade Finish & Part Number
(Side 1) (Reversible)

MWH Matte White	Matte White FB330180 MWH	
NBR Natural Brass	Medium Cherry FB330180 NBR	Dark Cherry FB330180 NBR
NI Brushed Nickel	Silver FB330180 NI	Walnut FB330180 NI
OZ Olde Bronze®	Cherry FB330180 OZ	Walnut FB330180 OZ
PN Polished Nickel	Silver FB330180 PN	Walnut FB330180 PN

INCLUDED FEATURES

- Blades (5) Included**
 - 14° Pitch
 - 60" Sweep
 - Reversible
 - Wood
- Downrods** 4.5" Downrod with 1" (O.D.)
- Downlight** Integrated. 17-W Dimmable LED Platform. 1,600 Lumens, 80 CRI, 3,000K CCT
- Downlight Glass** Etched Cased Opal
- Optional Downlight** N/A
- Uplight** N/A
- Uplight Glass** N/A
- Low Ceiling Adaptable** No
- Control** Pull Chain

FAN FEATURES

- Mounting Slope – Pitch** 30° or 7/12
- Lead Wire** 78"
- cUL Listed** Indoor
- Hanging Weight** 26.3 lbs.
- Warranty** Limited Lifetime

MOTOR FEATURES

- Motor Size/Type** 188mm x 25mm, AC
- Amps** 0.61 on High
- RPM** 125 on High
- Energy Star** No

INCLUDED CONTROLS

- Pull Chain**
 - 3 Speeds
 - 3 Forward & Reverse
 - Manual Reverse



OPTIONAL CONTROLS



371042MUL (shown)
337001WH
371082

WALL CONTROL SYSTEM – BASIC
See pages 306-308 for more information.

COORDINATING LIGHTING

To see the complete Vance Collection visit kichler.com.

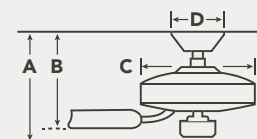


Chandelier
43933NBR

Sconce
43934NBR

HANGING MEASUREMENTS

WITH 4.5" DOWNROD			
Fixture Drop (from ceiling)	Blade Drop (from ceiling)	Housing (width)	Ceiling Canopy (width)
A: 14.15"	B: 9.75"	C: 10.50"	D: 6.30"



AIR PERFORMANCE

AIRFLOW	POWER USAGE	AIRFLOW EFFICIENCY
6112	71	86
Cubic Ft. Per Minute on High	Watts on High (Excludes Lights)	Cubic Ft. Per Minute Per Watt





Shown: 330174MWH Matte White Finish, Etched Cased Opal Glass with Matte White Blades

52" Starkk™ LED



330174OZ
Olde Bronze® Finish
Etched Cased Opal Glass
Cherry Blades



330174NBR
Natural Brass Finish
Etched Cased Opal Glass
Dark Cherry Blades



330174PN
Polished Nickel Finish
Etched Cased Opal Glass
Silver Blades



330174NI
Brushed Nickel Finish
Etched Cased Opal Glass
Walnut Blades

BLADE SPECS

Fan Finish Blade Finish & Part Number
(Side 1) (Reversible)

MWH Matte White	Matte White FB330174 MWH	
NBR Natural Brass	Medium Cherry FB330174 NBR	Dark Cherry FB330174 NBR
NI Brushed Nickel	Silver FB330174 NI	Walnut FB330174 NI
OZ Olde Bronze®	Cherry FB330174 OZ	Walnut FB330174 OZ
PN Polished Nickel	Silver FB330174 PN	Walnut FB330174 PN

INCLUDED FEATURES

- Blades (5) Included**
 - 12° Pitch
 - 52" Sweep
 - Reversible
 - Wood
- Downrods** 4.5" Downrod with 1" (O.D.)
- Downlight** Integrated. 17-W Dimmable LED Platform. 1,600 Lumens, 80 CRI, 3,000K CCT
- Downlight Glass** Etched Cased Opal
- Optional Downlight** N/A
- Uplight** N/A
- Uplight Glass** N/A
- Low Ceiling Adaptable** No
- Control** Pull Chain

INCLUDED CONTROLS

- Pull Chain**
 - 3 Speeds
 - 3 Forward & Reverse
 - Manual Reverse



OPTIONAL CONTROLS



371042MUL (shown)
337001WH
371082

WALL CONTROL SYSTEM – BASIC
See pages 306-308 for more information.

FAN FEATURES

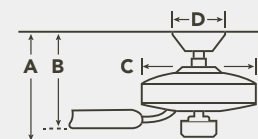
- Mounting Slope – Pitch** 30° or 7/12
- Lead Wire** 78"
- cUL Listed** Indoor
- Hanging Weight** 20.75 lbs.
- Warranty** Limited Lifetime

MOTOR FEATURES

- Motor Size/Type** 153mm x 17mm, AC
- Amps** 0.44 on High
- RPM** 161 on High
- Energy Star** No

HANGING MEASUREMENTS

WITH 4.5" DOWNROD			
Fixture Drop (from ceiling)	Blade Drop (from ceiling)	Housing (width)	Ceiling Canopy (width)
A: 14.15"	B: 9.75"	C: 10.50"	D: 6.30"



AIR PERFORMANCE

AIRFLOW	POWER USAGE	AIRFLOW EFFICIENCY
4290 Cubic Ft. Per Minute on High	53 Watts on High (Excludes Lights)	82 Cubic Ft. Per Minute Per Watt





Shown: 330171NI Brushed Nickel Finish,
Etched Cased Opal Glass with Silver Blades

42" Starkk™ LED



330171OZ
Olde Bronze® Finish
Etched Cased Opal Glass
Cherry Blades



330171NBR
Natural Brass Finish
Etched Cased Opal Glass
Medium Cherry Blades



330171PN
Polished Nickel Finish
Etched Cased Opal Glass
Silver Blades



330171MWH
Matte White Finish
Etched Cased Opal Glass
Matte White Blades

BLADE SPECS

Fan Finish Blade Finish & Part Number
(Side 1) (Reversible)

MWH Matte White	Matte White FB330171 MWH	
NBR Natural Brass	Medium Cherry FB330171 NBR	Dark Cherry FB330171 NBR
NI Brushed Nickel	Silver FB330171 NI	Walnut FB330171 NI
OZ Olde Bronze®	Cherry FB330171 OZ	Walnut FB330171 OZ
PN Polished Nickel	Silver FB330171 PN	Walnut FB330171 PN

INCLUDED FEATURES

- Blades (5) Included**
 - 12° Pitch
 - 42" Sweep
 - Reversible
 - Wood
- Downrods** 4.5" Downrod with 1" (O.D.)
- Downlight** Integrated. 17-W Dimmable LED Platform. 1,600 Lumens, 80 CRI, 3,000K CCT
- Downlight Glass** Etched Cased Opal
- Optional Downlight** N/A
- Uplight** N/A
- Uplight Glass** N/A
- Low Ceiling Adaptable** No
- Control** Pull Chain

INCLUDED CONTROLS

- Pull Chain**
 - 3 Speeds
 - 3 Forward & Reverse
 - Manual Reverse



OPTIONAL CONTROLS



371042MUL (shown)
337001WH
371082

WALL CONTROL SYSTEM – BASIC
See pages 306-308 for more information.

FAN FEATURES

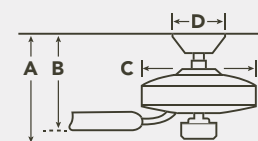
- Mounting Slope – Pitch** 30° or 7/12
- Lead Wire** 78"
- cUL Listed** Indoor
- Hanging Weight** N/A
- Warranty** Limited Lifetime

MOTOR FEATURES

- Motor Size/Type** 153mm x 12mm, AC
- Amps** 0.40 on High
- RPM** 228 on High
- Energy Star** No

HANGING MEASUREMENTS

WITH 4.5" DOWNROD			
Fixture Drop (from ceiling)	Blade Drop (from ceiling)	Housing (width)	Ceiling Canopy (width)
A: 14.15"	B: 9.75"	C: 10.50"	D: 6.30"



AIR PERFORMANCE

AIRFLOW	POWER USAGE	AIRFLOW EFFICIENCY
3560 Cubic Ft. Per Minute on High	48 Watts on High (Excludes Lights)	74 Cubic Ft. Per Minute Per Watt





Shown: 300173PN Polished Nickel Finish, Satin Etched Glass with Silver Blades

52" Starkk™



300173OZ
Olde Bronze® Finish
Satin Etched Glass
Cherry Blades



300173MWH
Matte White Finish
Etched Cased Opal Glass
Matte White Blades



300173WH
White Finish
Satin Etched Glass
White Blades



300173SBK
Satin Black Finish
Satin Etched Glass
Satin Black Blades



300173NI
Brushed Nickel Finish
Satin Etched Glass
Walnut Blades



300173NBR
Natural Brass Finish
Etched Cased Opal Glass
Dark Cherry Blades

BLADE SPECS

Fan Finish Blade Finish & Part Number
(Side 1) (Reversible)

MWH Matte White	Matte White FB300173 MWH	
NBR Natural Brass	Medium Cherry FB300173 NBR	Dark Cherry FB300173 NBR
NI Brushed Nickel	Silver FB300173 NI	Walnut FB300173 NI
OZ Olde Bronze®	Cherry FB300173 OZ	Walnut FB300173
PN Polished Nickel	Silver FB300173 PN	Walnut FB300173 PN
SBK Satin Black	Satin Black FB300173 SBK	
WH White	White FB300173 WH	

INCLUDED FEATURES

- Blades (5) Included**
 - 12° Pitch
 - 52" Sweep
 - Reversible
 - Wood
- Downrods** 4.5" Downrod with 1" (O.D.)
- Downlight** Integrated. Uses (1) E-11 75-W JD Lamp
- Downlight Glass** Satin Etched, Etched Cased Opal
- Optional Downlight** N/A
- Uplight** N/A
- Uplight Glass** N/A
- Low Ceiling Adaptable** No
- Control** Pull Chain

FAN FEATURES

- Mounting Slope – Pitch** 30° or 7/12
- Lead Wire** 78"
- cUL Listed** Indoor
- Hanging Weight** 17.9 lbs.
- Warranty** Limited Lifetime

MOTOR FEATURES

- Motor Size/Type** 153mm x 17mm, AC
- Amps** 0.44 on High
- RPM** 161 on High
- Energy Star** N/A

INCLUDED CONTROLS

- Pull Chain**
 - 3 Speeds
 - 3 Forward & Reverse
 - Manual Reverse



OPTIONAL CONTROLS



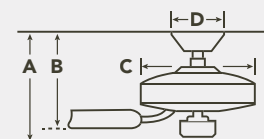
371042MUL (shown)
337001WH
371082

COOLTOUCH™ CONTROL SYSTEM – BASIC

See pages 306-308 for more information.

HANGING MEASUREMENTS

WITH 4.5" DOWNROD			
Fixture Drop (from ceiling)	Blade Drop (from ceiling)	Housing (width)	Ceiling Canopy (width)
A: 14.10"	B: 9.90"	C: 10.75"	D: 6.30"



AIR PERFORMANCE

AIRFLOW	POWER USAGE	AIRFLOW EFFICIENCY
4290 Cubic Ft. Per Minute on High	53 Watts on High (Excludes Lights)	82 Cubic Ft. Per Minute Per Watt