

Linea® 6036 Skirted Bathtub - Soaking

Letter	Description	Soaking
-	Drain Location	Left Hand / Right Hand
-	Cutout Template	N/A
-	Total Weight	829 lb (376 kg)
-	Floor Loading	55 lb/ft ² (270 kg/m ²)
-	Operating Gallons (Min/Max)	62 Gal (235 L)
-	Product Weight - Empty	61 lb (28 kg)
-	Soaking Depth	15.00" (381 mm)
L	Outer Length	60.00" (1524 mm)
W	Outer Width	36.00" (914 mm)
H	Overall Height	19.50" (495 mm)
J	Interior Dimensions (JW x JL) Bottom of Bath	27.00" x 45.00" (686 mm x 1143 mm)
K	Interior Dimensions (KW x KL) Top of Bath	27.13" x 52.13" (689 mm x 1324 mm)
L2	Interior Depth - Drain End	17.00" (432 mm)
A	Overflow Height	17.50" (445 mm)
B	Long Edge to Drain Center	9.00" (229 mm)
C	Short Edge to Drain Center	18.00" (457 mm)
D	Drain Shoe Length	6.75" (171 mm)
E	Flange Height	1.25" (32 mm)
F	Deck Width*	3.50" (89 mm)
G	Service Access Dimensions	No Service Access
I	Floor Cutout for Drain	12.00" x 4.00" (305 mm x 102 mm)
M	Backrest Angle	23°

NOTE

The overall dimensions are nominal with a tolerance of +0 and -.25" (6mm).

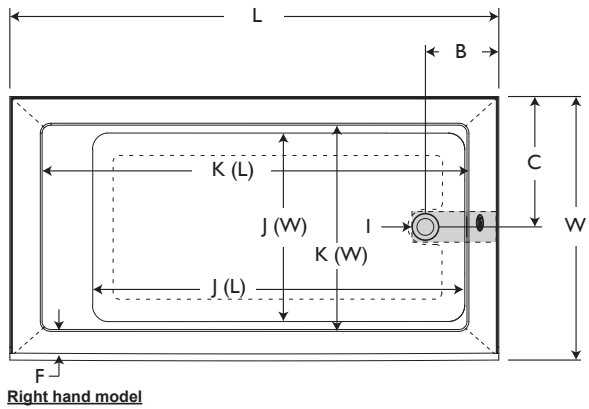
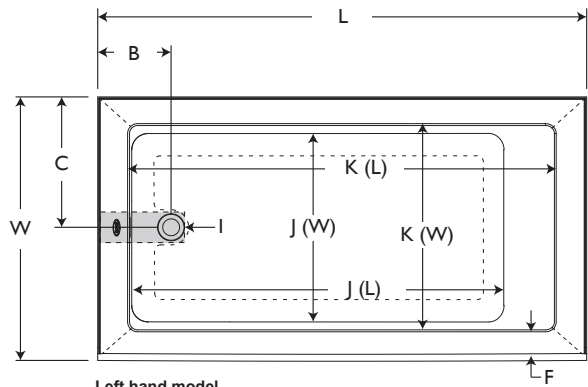
Drain Kit:

Must purchase one of the following:

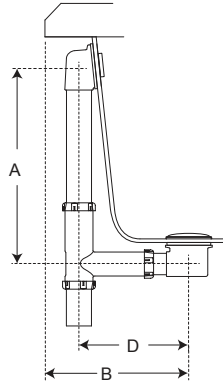
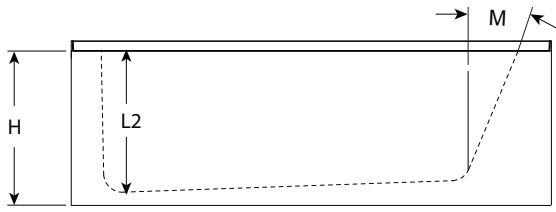
- MF35826- Linear DWO Kit BN
- MF35827- Linear DWO Kit CHR
- MF35845- Linear DWO Kit ORB
- MF35959- Linear DWO Kit WHT

Key Dimensions

Soaking Bathtub



*Deck width reflects only area indicated on detail.



NOTE: Drawings not to scale.