



FT420



FT415

FEATURES

- Simple Setup
- Battery (FT415) or Loop Powered (FT420)
- Remote or Flow Sensor Mounted Indicator
- Rugged Metallic Housing
- Non-volatile Memory

APPLICATIONS

- Water Treatment
- Water Utility
- Industrial Chemical Handling

GENERAL INFORMATION


The FT400-Series flow computers are microcontroller-based indicator/transmitters that display flow rate and total and provide output signals. The FT415 is battery-powered and provides a scalable pulse output. The FT420 is powered by external DC voltage and has both pulse and 4-20 mA analog outputs. When the FT420 is being used in the 4-20 mA mode, it is a “two-wire” or “loop-powered” device, meaning that the 4-20 mA output signal doubles as its power supply.

The addition of a dual-relay output board (FT420 only) allows for certain applications requiring contact output isolation (e.g., certain metering pumps and water treatment controls). Dual solid state relays provide exactly the same pulse output as the standard unit, and each can signal one external device. A non-resettable total is also available. The FT420 can be ordered in a plastic enclosure with a 115 Vac power supply for use with mechanical meters, or with a built-in 115 Vac/12-24 Vdc dual power supply for magmeters.

Both the FT415 and the FT420 can be factory-mounted on the meter (-M) or remotely wall mounted with the brackets provided (-W). The FT420 is also available as a panel mount (-P) with an open back for easy installation in the user’s own electrical enclosure. Most FT400’s can be converted from wall-to-meter or meter-to-wall mount configurations after installation if needed.

Housings for the -W and -M models are rugged cast aluminum, potted and gasketed for maximum environmental protection. A membrane keypad allows settings to be changed without removing the cover. (Password protection, a standard feature on the FT420, can be used to prevent settings from being changed.)

FEATURES



**The FT420 includes password protection for tamper prevention when needed



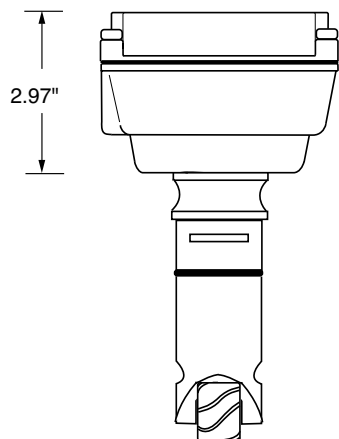
FT420 with -27 or -65 Option

SPECIFICATIONS*		FT415	FT420
Power		Lithium "C", 3.6 Vdc, replaceable. Estimated life is 3-5 years depending on usage.	12-30 Vdc, 4mA (4-20 mA when loop-powered)
Display	Rate	6-digit autorange, 1/2" character height	6-digit autorange, 1/2" character height
	Total	8-digit, 5/16" character height	8-digit, 5/16" character height
Outputs	Current Sinking Pulse	Scaled Pulse output (0.1 sec duration 6.1 Hz max) (or High Alarm output or Low Alarm output) Sensor pass-through Pulse output (unscaled)	
	Analog	None	4-20 mA loop; 24-30 Vdc
Pulse Output Range		0.1 - 9999999.9 units/pulse	0.1 - 9999999.9 units/pulse
Input		Micropower GMR Sensor (square wave)	5V pulse or contact closure
Input Range		1.0 - 150 pulses/second	1.0 - 1,500 pulses/second
K-Factor Range		.001 - 99999.999	.001 - 99999.999
Flow Alarm Output Range		.01 - 999999.99	.01 - 999999.99
Operating Temperature		-30° to 65° C (-22° to 148° F)	-30° to 65° C (-22° to 148° F)
Environmental		NEMA 4X, IP66	NEMA 4X, IP66

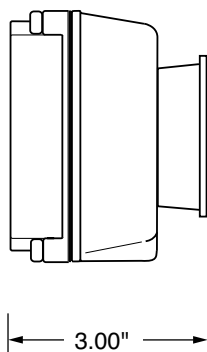
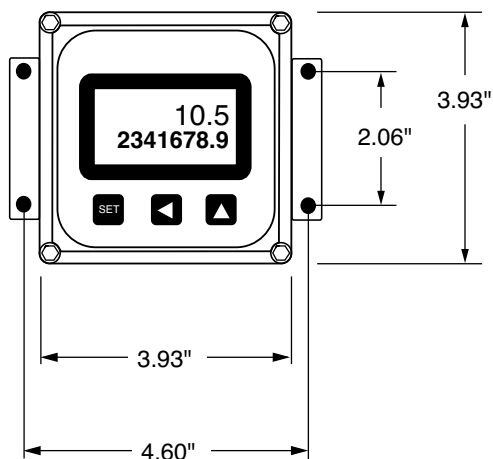
*Specifications subject to change • Please consult our website for current data (www.seametrics.com).

DIMENSIONS

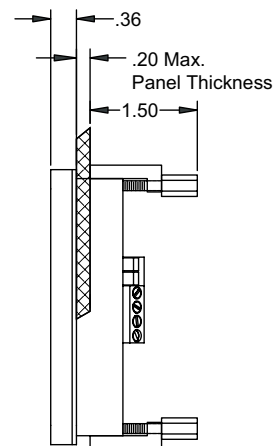
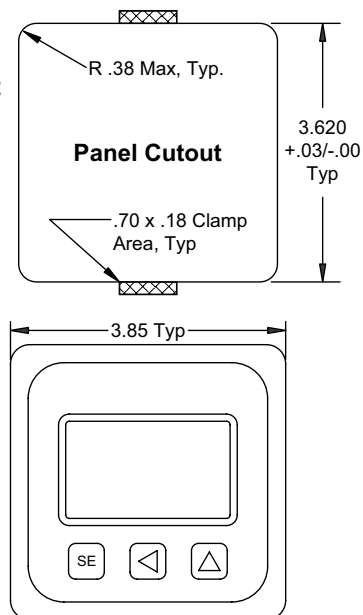
**FT415/FT420
Sensor Mount**



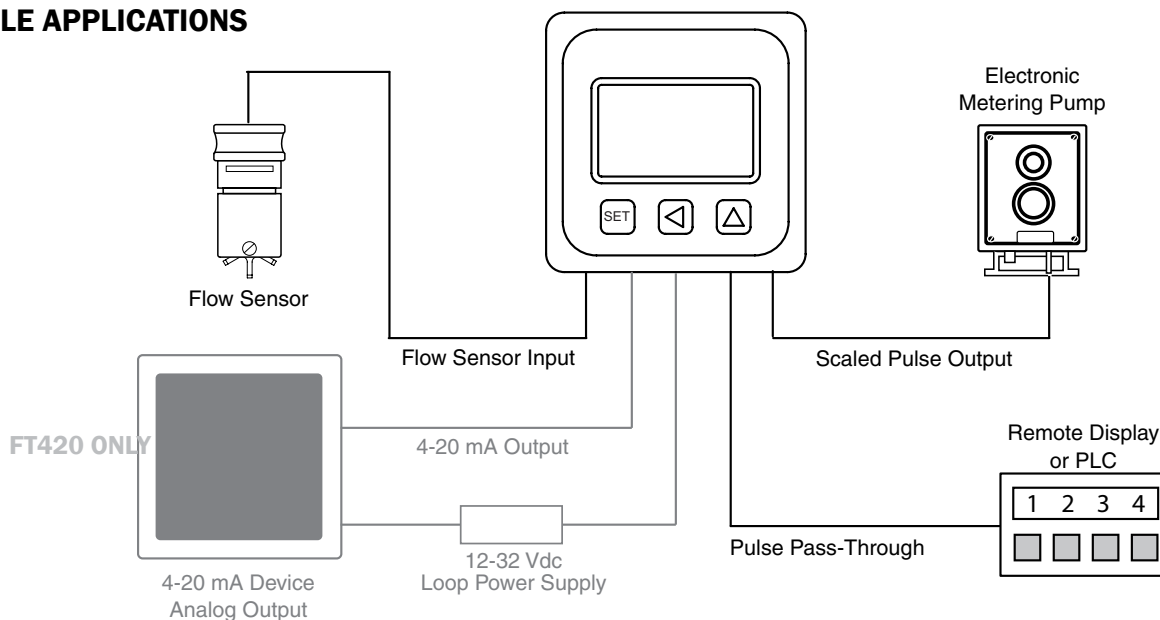
**FT415/FT420
with Wall Mount Brackets**



**FT420
Panel Mount**



POSSIBLE APPLICATIONS





FT400-SERIES Rate/Total Indicator

HOW TO ORDER

MODEL

Battery-powered indicator = **FT415**

Loop-powered indicator/transmitter = **FT420**

MOUNTING

Premounted on meter = **M**

Wall mount = **W**

Panel mount = **P**

OPTIONS

Built-in 115 Vac/12-24 Vdc dual power supply
(FT420W only, use with magmeters) = **-27**

Tamper-evident = **-32**

Non-resettable total = **-64**

Built-in 115 Vac power supply
(FT420W only, use with mechanical meters) = **-65**

Dual relay output (FT420 only) = **-98**

ACCESSORIES

Data logger (wall mount) = **DL76W**

Power converter, plug-in, 115 Vac, 24 Vdc = **PC3**

Dual power supply, plug-in, 115 Vac, 12/24 Vdc = **PC42**

Protective cover, hinged = **101949**

Mounting kit, wall-to-meter conversion = **102632**

Mounting kit, meter-to-wall conversion = **102633**

LMI pump power cable = **100013**

LMI pulse out cable = **100039**

CONTACT YOUR SUPPLIER