



Buy it for looks. Buy it for life.®

There is more than 1 version of this model.
Page down to identify the version you have.

DESCRIPTION

- Metal construction with various finishes identified by suffix
- 1/2" IPS connections for flexible hoses only; not for use with rigid or semi-rigid supply risers (3/8" Copper or Pex) with coupling nuts
- Installation through 3 holes, 1" min. diameter, and 4" on center
- Includes pop-up waste assembly

OPERATION

- Lever style handles
- Maximum handle rotation angle is 90° to full on
- Hot side counterclockwise to open (clockwise to close)
- Cold side clockwise to open (counter-clockwise to close)
- Rotating spout


FLOW

- Water usage is limited to these maximum flow rates as indicated by the corresponding product markings
 - 1.2 gpm max (4.5L/min) at 60 psi

CARTRIDGE

- 1224 cartridge design
- Nonmetallic and stainless steel material

STANDARDS

- Third party certified at WaterSense®, ASME A112.18.1/CSA B125.1, and all applicable requirements referenced therein including NSF 61/9 & 372
- Products marked with 1.2 gpm are compliant with California water efficiency regulations
- Complies with California Proposition 65 and with the Federal Safe Drinking Water Act
- **ADA**  for lever handles

WARRANTY


- Limited lifetime warranty against leaks, drips and finish defects to the original homeowner
- 10 year warranty when used in a multifamily installation
- 5 year warranty when used in a commercial installation

Visit www.moen.com/support for complete details and limitations

OPTIONS (See Illustrated Parts page)

- Thin and thick deck mounting hardware kits available

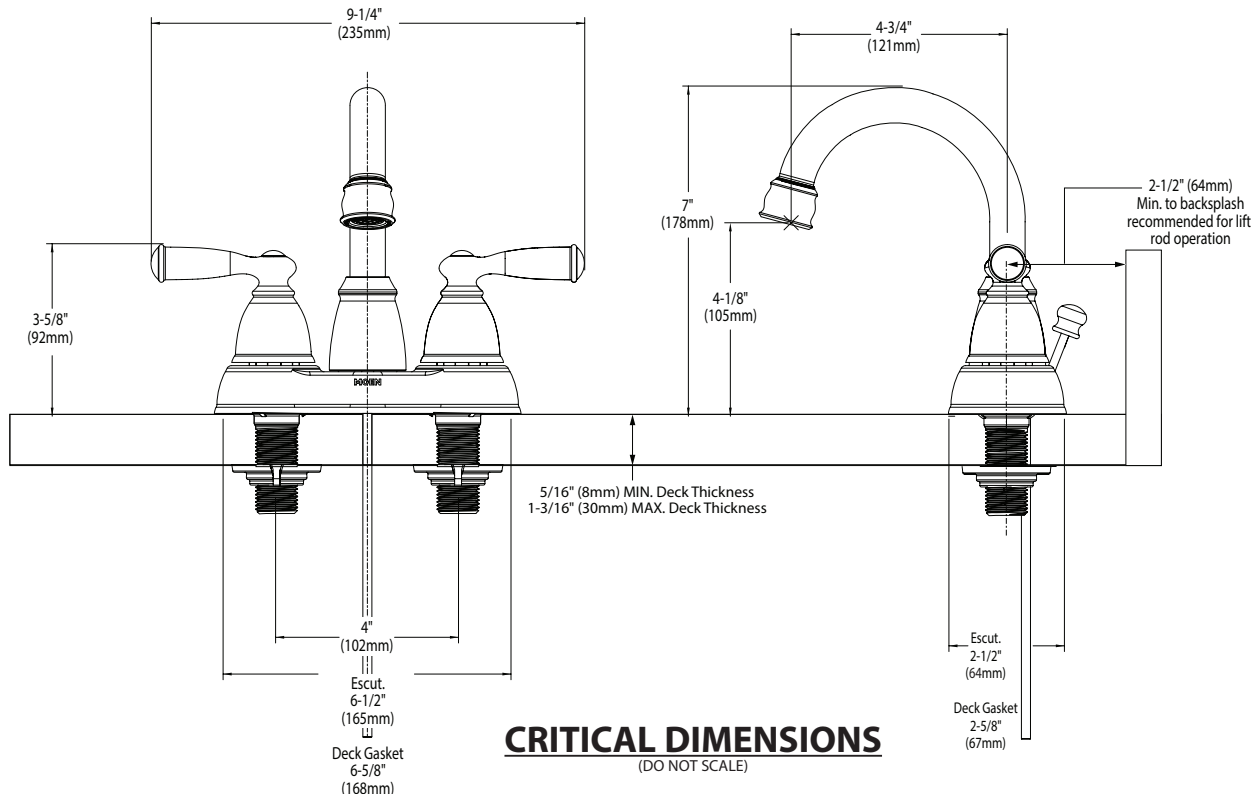
Specifications



BANBURY®

Two-Handle 4" Centerset Lavatory Faucet

Models: WS84913 series includes pop-up waste



FOR MORE INFORMATION CALL: 1-800-BUY-MOEN

www.moen.com