

# MANHOLE



SERIES FE8900

FIBERGLASS LADDER

TYPE IAA

# 375 LBS

LOAD CAPACITY

*(Includes weight of user plus materials)*



FE8908

**LOUISVILLE**  
LADDER


BECAUSE WORK AIN'T PLAY.



## NEW

**HI-VIS GREEN**  
RAIL PROTECTORS

**180° BOOTS** ALLOW  
WORKING FROM  
EITHER SIDE



**\*ANSI**  
Meets or exceeds requirements  
of American National Standards Institute  
ANSI A14.5  
\*Special Purpose  
Ladder

**\*CSA**  
\*Special Purpose  
Ladder






# MANHOLE




SERIES FE8900



### 1 Hi-Vis Green

NEW hi-vis green rail protectors improves others ability to see you



### 2 Rail Protectors

Double side 3ft plastic rail protectors to avoid manhole rim damage.



### 3 Gussets

Heavy duty gussets under steps



### 4 180° Boot

Heavy duty slip-resistant 180° boot allows the ladder to be used on either side



MODEL	LADDER SIZE	HIGHEST STANDING LEVEL (FT)	MAX. REACH	APPROX. WEIGHT (LBS)	APPROX. CUBES (FT)
FE8908	8'	4' 7"	11'2"	18	3.2
FE8910	10'	6' 6"	13'1"	21	4.0
FE8912	12'	8' 6"	15'1"	25	4.7
FE8914	14'	10' 5"	17'0"	28	5.5
FE8916	16'	12' 4"	18'11"	34	6.3
FE8918	18'	14' 3"	20'10"	39	7.1
FE8920	20'	16' 3"	22'10"	43	7.8

RAIL DEPTH	INSIDE WIDTH	OUTSIDE WIDTH
3 1/4"	12 1/8"	14 1/2"



LOUISVILLELADDER.COM

1.800.666.2811

**\*ANSI**  
Meets or exceeds requirements  
of American National Standards Institute  
**ANSI A14.5**  
\*Special Purpose  
Ladder

**\*CSA**  
\*Special Purpose  
Ladder

