

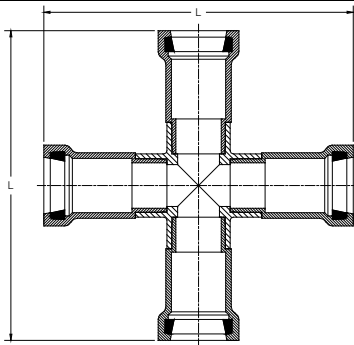
HARCO PVC IPS GASKETED FITTINGS

DESIGN DATA

Applicable Standards:

Materials:	ASTM D-1784, NSF 14
Joints:	ASTM D-3139
Gaskets:	ASTM F-477
Wall Thickness:	SDR-21
NSF 14 Certification	
Vacuum Qualification:	22"-Hg for 4 hours with no loss per method of ASTM D-3139

CROSS (GxGxGxG)



SIZE	PART #	STYLE	L	WT (approx.)
1½	172-015	Fab	11.6	1.7
2	172-020	Fab	12.1	3.4
2½	172-025	Fab	14.3	4.4
3	172-030	Fab	15.1	5.3
4	172-040	Fab	17.9	9.0

NOTES:

- All lay lengths & weights are approximate and are subject to change without notice
- Fabricated fitting configurations may vary

STYLE LEGEND:

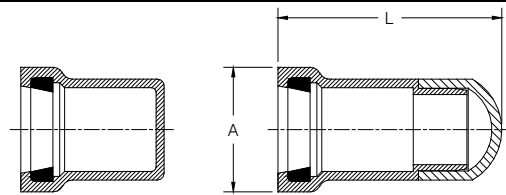
M - One piece molded
 Fab - Fabricated using SCH-40 PVC fittings with Harco Spigot adapters (or pipe) solvent welded together (See pressure rating warning on this page)

Fab Style: These fittings use SCH-40 PVC fittings. SCH-40 PVC fittings do not have a long term pressure rating. See section 6.3.2 of ASTM D2466-97. Use of these fittings in pressure systems is at user's risk.

The use of anything but properly designed and installed thrust blocks will reduce the life of plastic fittings. Thrust blocks must be poured concrete only and sized for the soil conditions. Joint restraint products are available.

WARNING: Cyclical pressure surges (WATER HAMMER) can reduce the life of PVC fittings. Where such conditions may exist, HARCO DEEP BELL DUCTILE IRON FITTINGS for IPS size PVC pipe should be considered. HARCO DEEP BELL DUCTILE IRON FITTINGS are available in sizes 1½" through 12".

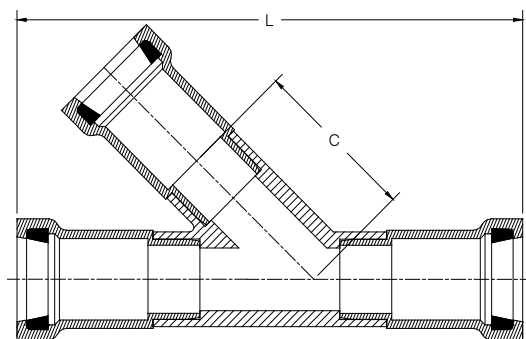
CAP (Gasket)



Poured concrete thrust blocks only.

SIZE	PART #	STYLE	A	L	WT (approx.)
1½	149-015	Fab	2.8	5.3	0.5
2	149-020	M	3.3	3.7	0.5
2½	149-025	Fab	3.8	6.4	1.0
3	149-030	Fab	4.5	6.7	1.4
4	149-040	Fab	5.9	7.6	2.7
5	149-050	Fab	7.0	10.0	4.4
6	149-060	Fab	8.5	9.8	6.9

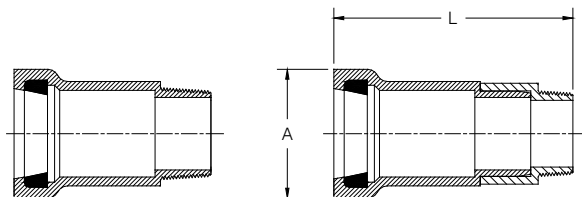
NON-PRESSURE WYE (GxGxG)



SIZE	PART #	STYLE	C	L	WT (approx.)
3 x 3	101-0303	Fab	6.8	10.1	5.0
4 x 4	101-0404	Fab	8.4	12.3	10.0

GASKET x MALE NPT ADAPTER

Do not use joint restraint.



Size on size and reducing sizes of these adapters also available in HARCO Ductile Iron.

SIZE	PART #	STYLE	A	L	WT (approx.)
1½	131-015	M	2.8	4.3	0.5
2	131-020	M	3.3	4.6	0.5
2½	131-025	M	3.8	4.8	1.2
3	131-030	M	4.5	5.0	1.5
4	131-040	Fab	5.9	8.5	2.8
5	131-050	M			3.0
6	131-060	Fab	8.3	10.9	10.3

Call For Other Sizes, Configurations & Gasket Materials



THE HARRINGTON CORPORATION

P.O. BOX 10335 • LYNCHBURG, VIRGINIA 24506 • 3721 COHEN PLACE • LYNCHBURG, VIRGINIA 24501
 PHONE: (434) 845-7094 • FAX: (434) 845-8562 • E-MAIL: sales@harcofittings.com • WEB: www.harcofittings.com
 20180618