

RS36A80U1

## 36" ACTIVESMART™ BUILT-IN STAINLESS STEEL FRENCH DOOR REFRIGERATOR WITH ICE & WATER



The next generation of family size Fisher & Paykel Built-in refrigerators offers a new level of fit and finish to deliver seamless kitchen integration. Designed for easy installation and flush fit into new or existing kitchen cabinetry with minimal  $\frac{1}{8}$ " gaps. With the slimline water dispenser, internal ice making and SmartTouch controls these refrigerators are designed to match with our family of kitchen appliances.



### A PEACE OF MIND SALE

24 Hours 7 Days a Week Customer Support

T 1.888.936.7872 W fisherpaykel.com

### FEATURES

#### Seamless Integration

The Built-in series minimizes gaps through heavy-duty inline hinges and adjustable doors enabling minimal gaps to create consistent lines throughout your kitchen. The series fits flush with cabinetry to reduce disruption and deliver design freedom.

#### Sized to Suit

The spacious 36" French Door refrigerator is designed for family life, with double doors for easy access to uninterrupted refrigerator space.

#### Fresher Food for Longer

ActiveSmart™ technology helps keep your food fresher for longer by constantly monitoring how you use your refrigerator and adapting to maintain a controlled environment and optimum temperature.

#### Easy Cleaning

Removable, spill-safe cantilevered glass shelves are designed to contain drips and spills that can be simply wiped away, while leaving the interior walls completely smooth and easy to clean. Storage bins and EZKleen stainless steel doors just need a wipe to keep spotless.

#### Flexible Living

These refrigerators adapt to suit your lifestyle by streamlining food preparation and organization with SmartTouch controls, flexible shelving and storage options, and slide out bins and trays. The water filter is easily accessible for quick cleaning or replacement. LED lighting in all compartments lights up all the shelves, bins and trays.

#### Efficient

These ActiveSmart™ refrigerators intelligently adapt to daily use to help save energy, cooling and defrosting only when they need to without compromising on food care.

### BENEFITS

### SPECIFICATIONS

#### Finish

**Stainless Steel Pre-finished  
Door Panel Set sold separately**

#### Dimensions (excluding door panels)

H79<sup>27/32</sup>" x W35<sup>21/32</sup>" x D23<sup>3/4</sup>"

#### Cabinetry height with included trim kit

80"

#### Capacity

Refrigerator	11.7 cu.ft
Freezer	5.1 cu.ft
Total	16.8 cu.ft

#### Performance

ActiveSmart™ technology	●
Frost free freezer	●
Adaptive defrost	●
Humidity control system	●
Sabbath mode	●
Internal ice making	●
External water dispensing	●

#### Accessories

Stainless steel door panel set 80"	RD3680U
SKU (door panel set)	24307
UPC Code (door panel set)	822843243075
Water filter part number	839041

#### Warranty

Parts & labor	2 years
Additional sealed system parts	3 years

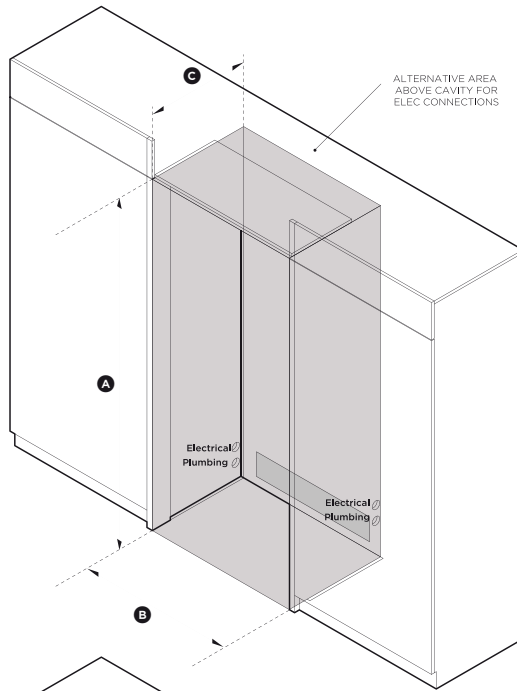
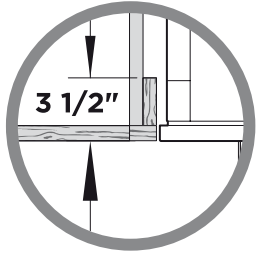
SKU	24301
UPC Code	822843243013

For full specifications visit [fisherpaykel.com](http://fisherpaykel.com)

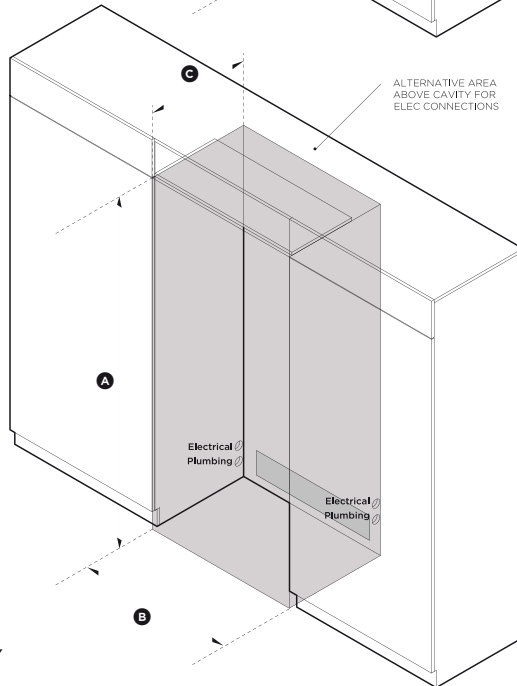
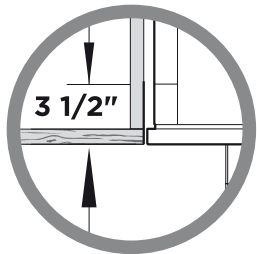
**Fisher & Paykel**

## CAVITY PREPARATION

**Framed:** Finished return, sides and top



**Frameless:** Finished return, sides and top



ISO VIEW OF CAVITY

## 36" ACTIVSMART™ BUILT-IN REFRIGERATOR

Model no:


**RS36A80U1 (with Stainless Steel Door panels PART NO. RD3680U)**

Cavity Dimensions		in
Ⓐ Overall height of cavity		80"
Ⓑ Overall width of cavity		36"
Ⓒ Overall depth of cavity		24 3/4"

### Specifications

Electrical	
Supply	115 VAC, 60 Hz
Service	10 amp circuit
Plumbing	
Supply	1/4" (6mm) comp. stainless steel braided hose
Pressure	min 22 psi (150 kPa) max 120 psi (827 kPa) @ 68°F (20°C)

NOTE: Electrical connection can be located an adjacent cabinet to either side of the fridge or above the fridge cavity.



REAR OF CAVITY

IMPORTANT NOTE: The product dimensions and specifications apply at the date of issue. Under our policy of continuous product improvement, these dimensions and specifications may change at any time. Dimensions may vary by  $\pm 3/32"$ . Please read the installation manual for detailed information on installing the product or visit [fisherpaykel.com](http://fisherpaykel.com).

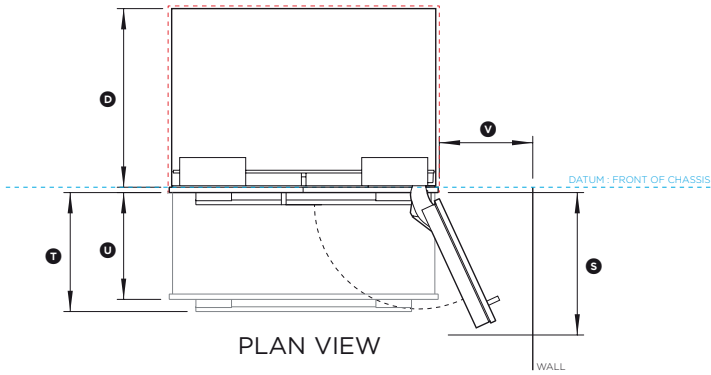
**Fisher & Paykel**

DATA SHEET

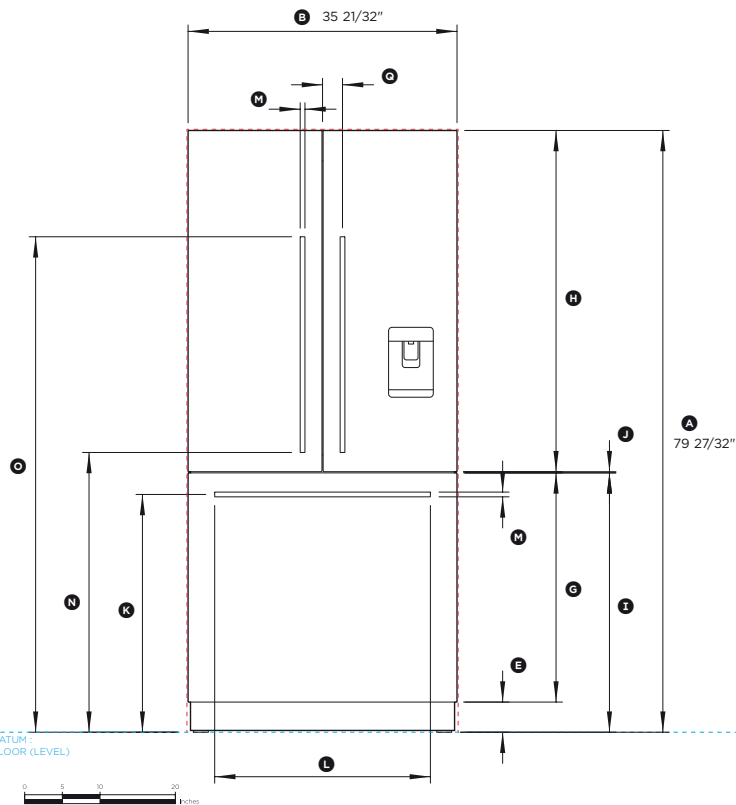
36" ACTIVESMART™ BUILT-IN REFRIGERATOR

Model no:

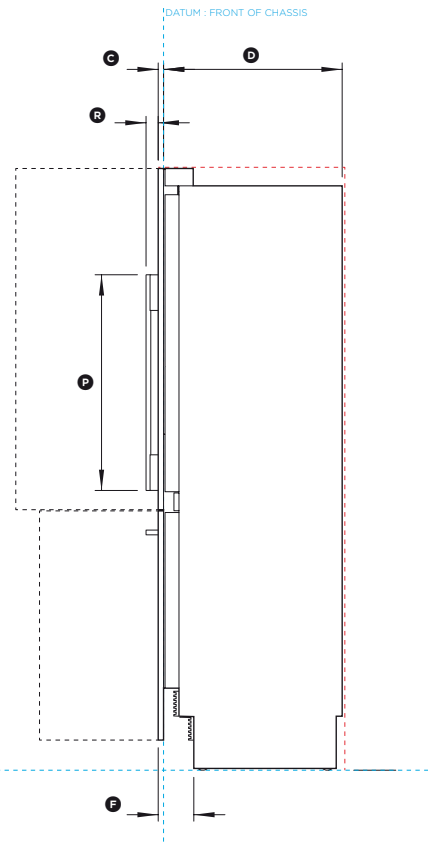
RS36A80J1 (with Stainless Door panels PART NO. RD3680U)



PLAN VIEW



FRONT VIEW



PROFILE VIEW

Product Dimensions	in
Ⓐ Overall height of fridge	79 27/32"
Ⓑ Overall width of fridge	35 21/32"
Ⓒ Depth of fridge front panels (excl. handles)	3/4"
Ⓓ Overall depth of fridge (excl. front door panels)	23 3/4"
Ⓔ Height from bottom datum to top of toekick	4"
Ⓕ Depth of toekick measured from front of door	4 3/4"
Ⓖ Height of bottom drawer panel	30 13/32"
Ⓗ Height of top door panels	45 9/32"
Ⓙ Height from bottom datum to top of drawer panel	34 13/32"
Ⓚ Gap between top and bottom door panels	5/32"
Ⓛ Height from bottom datum to centre of bottom handle	31 17/32"
Ⓜ Width of bottom handle	28 5/8"
Ⓝ Thickness of handles	5/8"
Ⓟ Height from bottom datum to bottom of top handle	37 1/8"
Ⓠ Height from bottom datum to top of top handle	65 3/4"
Ⓡ Height of top handles	28 5/8"
Ⓢ Distance from centre of fridge to the centre of top handles	2 5/8"
Ⓣ Depth of handle (measured from front of door)	1 5/8"
Ⓤ Depth of door (widest opening) measured from front of door	18 29/32"
Ⓡ Depth of drawer (open) measured from front of drawer, including handle	15 3/4"
Ⓢ Depth of drawer (open) measured from front of drawer, excluding handle	14 3/16"
Ⓥ Minimum door clearance to adjacent wall (115° - full internal access)	12 13/32"
<b>Clearances Dimensions</b>	<b>in</b>
Minimum cabinetry gap clearance from edge of product	5/32"
Overall height of cavity	80"
Overall width of cavity	36"
Overall depth of cavity	24 3/4"

INDICATES PRODUCT DATUM

INDICATES MINIMUM CABINETRY CLEARANCES

IMPORTANT NOTE: The product dimensions and specifications apply at the date of issue. Under our policy of continuous product improvement, these dimensions and specifications may change at any time. Dimensions may vary by ±3/32". Please read the installation manual for detailed information on installing the product or visit fisherpaykel.com.