

### Features

- Vitreous china.
- Comfort Height® Elongated bowl for 1.0 gpf tank.
- 2-1/8" (54 mm) fully glazed trapway.
- Combines with K-5308/-RA or K-5307/-RA tank to create a complete K-5298/-RA or K-5299/-RA toilet.

### Installation

- Standard 12" (305 mm) rough-in.
- Three-bolt installation.

### Components

Additional included component/s: Floor Mounting Kit.



### Codes/Standards





ASME A112.19.2/CSA B45.1

### KOHLER® One-Year Limited Warranty

See website for detailed warranty information.

### Available Color/Finishes

*Color tiles intended for reference only.*

Color	Code	Description
	0	White
	96	Biscuit
	47	Almond
	7	Black Black™

No image available.

This product is component and not intended to be a standalone installation.

## Technical Information

All product dimensions are nominal.

Toilet type:	Two-piece, Floor-mount
Bowl shape:	Elongated front
Flush type:	Gravity siphon jet
Trap passageway:	2-1/8" (54 mm)
Water Consumption	
Full:	1 gpf (3.8 lpf)
Water surface size:	9-5/8" x 6-7/8" (244 mm x 175 mm)
Rim to water surface:	5-3/8" (137 mm)
Rough-in:	12" (305 mm)
Seat-mounting holes:	5-1/2" (140 mm)

## Notes

Install this product according to the installation instructions.