

DV45K7600GW

Samsung Top-Load Gas Dryer

7.4 cu. ft. Capacity DOE

Features

- ENERGY STAR® 2016 Certified – Meets strict energy-consumption requirements.
- Multi-Steam Technology:
 - Steam Refresh
 - Steam Wrinkle Away
 - Steam Sanitize
- Smart Care
- Vent Blockage Test
- Eco Dry
- Interior Drum Light
- 12 Preset Drying Cycles
- 10 Options
- 4 Temperature Settings
- 3-Way Venting
- Sensor Dry – Detects Moisture and Adjusts Drying Time
- Reversible Door



Multi-Steam



Smart Care

Convenience

- Child Lock
- Filter Check Indicator

Available Color



White

Signature Features

ENERGY STAR® 2016 CERTIFIED

- Meets strict energy-consumption requirements.

MULTI-STEAM TECHNOLOGY

- Helps remove wrinkles and odors, and freshens clothes so you can spend less time ironing and less money at the dry cleaners.

STEAM SANITIZE

- Eliminates germs and bacteria while you dry.

SMART CARE

- Troubleshoot with your smartphone.
- Perform a quick diagnosis of your washer and dryer right from your smartphone.¹

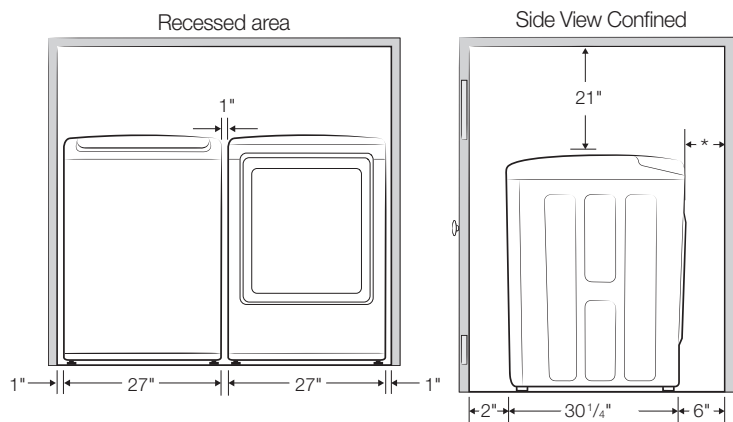
¹ Samsung Smart Washer/Dryer app is available on Google Play™ and iTunes®. Please check app for compatibility with your smartphone before downloading.

SAMSUNG

DV45K7600GW

Samsung Top-Load Gas Dryer

Installation Specifications

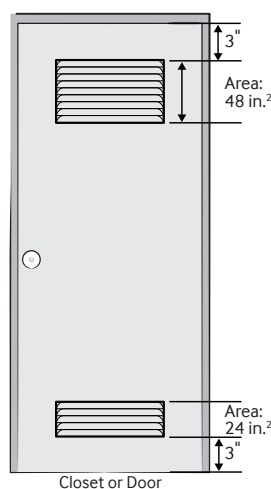


Minimum clearances for closets and alcoves:

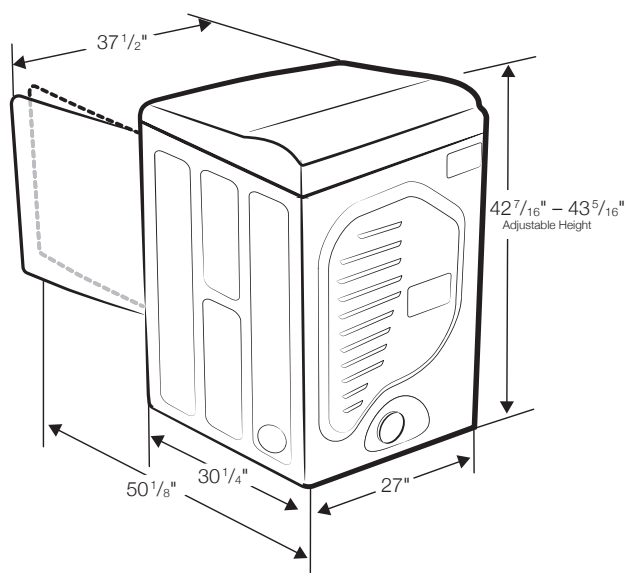
Sides – 1"
Top – 21"
Rear – 6"
Closet Front – 2"

If the washer and dryer are installed together, the closet front must have at least a 72 in.² unobstructed air opening. Your washer alone does not require a specific air opening.

*External exhaust elbow may require additional space.



Dimensions



7.4 cu. ft. Capacity DOE

3-Way Venting

12 Preset Dry Cycles:

Steam Refresh, Steam Wrinkle Away, Steam Sanitize, Normal, Heavy Duty, Permanent Press, Bedding, Delicates, Active Wear, Time Dry, Air Fluff, Quick Dry

10 Options:

Mixed Load Bell, Wrinkle Prevent, Adjust Time (up), Adjust Time (down), Child Lock, Sound On/Off, Anti-Static, Eco Dry, Smart Care, Drum Light

4 Temperature Settings:

High, Medium, Low, Extra Low

4 Dry Levels:

Very Dry, More Dry, Normal Dry, Damp Dry

2 Signal Level Settings:

On/Off

Warranty

One (1) Year Parts and Labor

One (1) Year Control Board

Product Dimensions & Weight (WxHxD)

Dimensions: 27" x 41 1/4" x 30 1/4"

Weight: 125.7 lbs

Shipping Dimensions & Weight (WxHxD)

Dimensions: 29 9/16" x 45 5/8" x 31 3/16"

Weight: 132.3 lbs

Gas	Model #	UPC Code
White	DV45K7600GW	887276132648

Electric		
White	DV45K7600EW	887276132624

Matching Washer

White	WA45K7600AW	887276126913
-------	-------------	--------------

Optional Side Vent Kit

Sold separately	DV-2A/XAA	887276146416
-----------------	-----------	--------------

SAMSUNG

Actual color may vary. Design, specifications, and color availability are subject to change without notice. Non-metric weights and measurements are approximate.

©2015 Samsung Electronics America, Inc. 85 Challenger Road, Ridgefield Park, NJ 07660. Tel: 800-SAMSUNG. samsung.com.
Samsung is a registered trademark of Samsung Electronics Co. Ltd.