



ADJUSTABLE WRENCHES

JAWS WON'T BACK OFF
Proprietary Screw



Perfectly Parallel Jaws

Model #	Description
48-22-7400	2 Pc 6" & 10" Adjustable Wrench Set
48-22-7406	6" Adjustable Wrench
48-22-7408	8" Adjustable Wrench
48-22-7410	10" Adjustable Wrench
48-22-7412	12" Adjustable Wrench
48-22-7415	15" Adjustable Wrench
48-22-7508	8" Wide Jaw Adjustable Wrench

BASIN WRENCHES

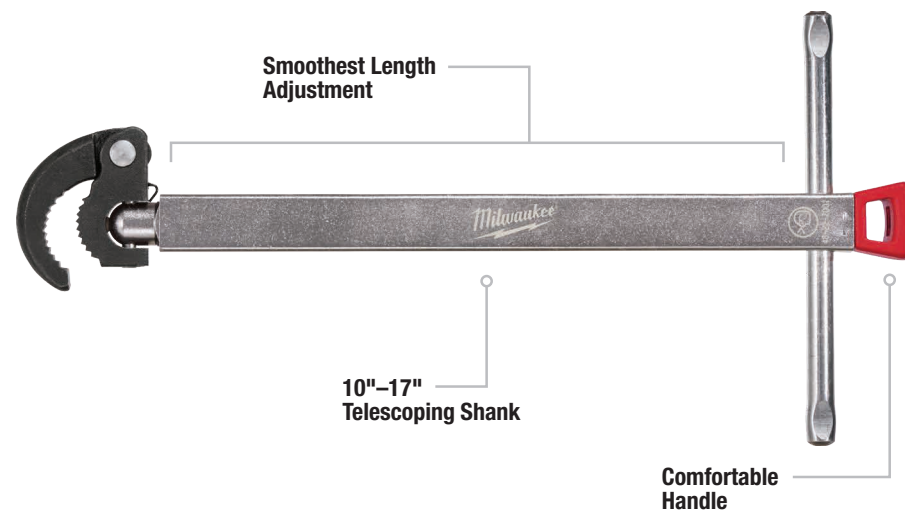
EASIEST SWAP-OUTS



Ratchet-Ready
Less jaw readjusting



Screwdriver-Ready
Up to 2x breakaway torque



Model #	Description
48-22-7001	1-1/4" Basin Wrench
48-22-7002	2-1/2" Basin Wrench

CONTRACTOR RATCHET & SOCKET SETS

VERSATILE DESIGN. BETTER ACCESS.

SAE METRIC




Pivoting Head

Model #	Description
48-22-9000	12 Pc 3/8" SAE Contractor Ratchet & Socket Set with FOUR FLAT™ Sides
48-22-9001	12 Pc 3/8" Metric Contractor Ratchet & Socket Set with FOUR FLAT™ Sides

MECHANICS RATCHET & SOCKET SETS

MOST VERSATILE SOCKETS. ANTI-ROLL, WRENCH-READY.

SAE METRIC



Removable Storage Trays

MET Part #	Description
48-22-9404	26 Pc 1/4" SAE Drive Ratchet & Sockets with FOUR FLAT™ Sides
48-22-9408	28 Pc 3/8" SAE Drive Ratchet & Sockets with FOUR FLAT™ Sides
48-22-9504	28 Pc 1/4" Metric Drive Ratchet & Sockets with FOUR FLAT™ Sides
48-22-9014	1/4" Drive Ratchet
48-22-9508	32 Pc 3/8" Metric Drive Ratchet & Sockets with FOUR FLAT™ Sides
48-22-9004	50 Pc Metric & SAE 1/4" Drive Ratchet & Sockets with FOUR FLAT™ Sides
48-22-9008	56 Pc Metric & SAE 3/8" Drive Ratchet & Sockets with FOUR FLAT™ Sides
48-22-9038	3/8" Drive Ratchet