

### PRODUCT SPECIFICATIONS

Halsey Taylor Yard Hydrant with Locking Hose Bib, Non-Filtered, Non-Refrigerated. Features shall include E-coat, Heavy Duty Vandal Resistant. Product shall be Floor Mount/Freestanding, serving 1 station(s).

<b>Special Features:</b>	E-coat, Heavy Duty Vandal Resistant
<b>Finish:</b>	Beige (BGE), Black (BLK), Blue (BLU), Brown (BRN), Evergreen (EVG), Gray (GRY), Orange (ORN), Purple (PUR), Red (RED), Terracotta (TER), White (WHT), Yellow (YLW)
<b>Power:</b>	No Electrical Required
<b>Bubbler Style:</b>	No Bubbler
<b>Mounting Type:</b>	Floor Mount/Freestanding
<b>Chilling Option:</b>	Non-refrigerated
<b>Approx. Shipping Weight:</b>	108 lbs.
<b>No. of Stations Served:</b>	1

- Unique E-Coat immersion process coats the inside and outside of the fountain for ultimate corrosion protection.



**AMERICAN PRIDE. A LIFETIME TRADITION.**  
Like your family, the Elkay family has values and traditions that endure. For almost a century, Elkay has been a family-owned and operated company, providing thousands of jobs that support our families and communities.



### PRODUCT COMPLIANCE

Accessory: BUY AMERICAN ACT

[Installation Instructions \(PDF\)](#)

**Warranty pertains to drinking water applications only. Non-drinking water applications are not covered under warranty.**

[Warranty \(PDF\)](#)

PART: \_\_\_\_\_ QTY: \_\_\_\_\_

PROJECT: \_\_\_\_\_

CONTACT: \_\_\_\_\_

DATE: \_\_\_\_\_

NOTES: \_\_\_\_\_

APPROVAL: \_\_\_\_\_

*In keeping with our policy of continuing product improvement, Halsey Taylor reserves the right to change product specifications without notice. Please visit [Halseytaylor.com](http://Halseytaylor.com) for the most current version of Halsey Taylor product specification sheets. This specification describes a Halsey Taylor product with design, quality, and functional benefits to the user. When making a comparison of other producers' offerings, be certain these features are not overlooked.*

**OPERATING PRESSURES:**

Supply water 20 – 105 psi maximum

**MOUNTING INSTRUCTIONS and PLUMBING CONNECTIONS**

Provide solid, well-drained surface to mount hydrant (concrete pad recommended.) (6) 3/8" minimum fasteners (not included) should be attached securely to mounting surface in order to secure fountain. (Refer to rough-in diagram.)

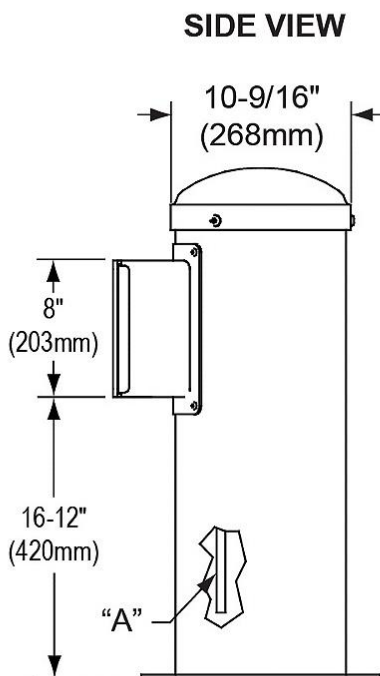
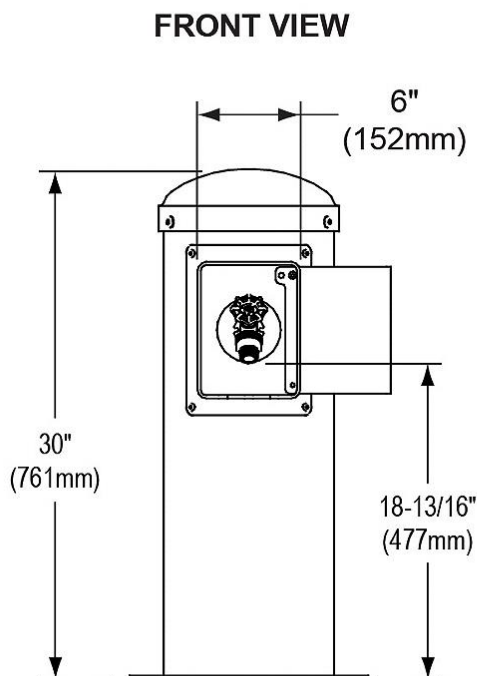
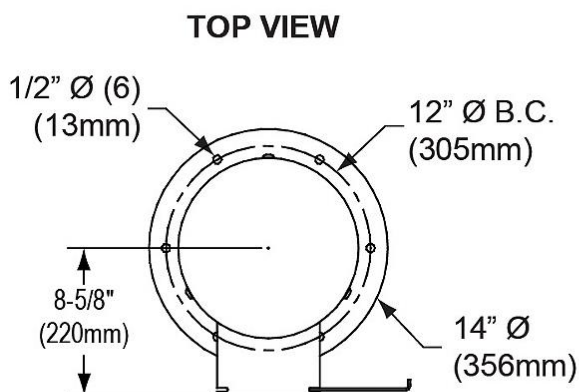
Locate and install plumbing through ground as required.

**NOTE: Hydrant is not furnished with service valve.**

Position hydrant over plumbing and secure base to fasteners. Remove access panel and connect supply and water lines. Turn on water supply and check for leaks. Reassemble access panel to pedestal. Refer to owners' manual for detailed instructions.

Hydrant is rated for inlet water pressure of 20-105 psi. A pressure reducing regulator should be used if the inlet water supply exceeds 105 psi.

**NOTE: Not designed for sub-freezing applications.**



A = 1/2" O.D. UNPLATED COPPER TUBE CONNECT  
SHUT OFF VALVE BY OTHERS