



# Sunstruck® 5.5' BubbleMassage™ Bath K-1966-GW



## Features

- Bask® heated surface creates spa-like relaxation with soothing warmth on your back, shoulders, and neck.
- Integral lumbar support.
- 16" soaking depth.
- Wide ledge on one side is ideal for deck-mount faucet and/or handshower.
- Textured bottom surface.
- Center drain.
- 65-1/2" (1664 mm) x 35-1/2" (902 mm) x 24-1/2" (622 mm)

## Material

- Acrylic

## Hydrotherapy

- 118-122 BubbleMassage™ airjets.
- Variable-speed blower for adjusting hydromassage intensity.

## Installation

- Freestanding
- PureFlo drains are not recommended for a deck-mount faucet installation.

## Recommended Accessories

K-7265 Clearflo Bath Drain  
K-37383 30" Rough-in Cable Bath Drain  
K-37386 30" Rough-in Cable Bath Drain  
K-24916 Wireless Music Kit



## Codes/Standards



ASME A112.19.7/CSA B45.10  
CSA B45.5/IAPMO Z124  
UL 1795  
Greenguard UL 2818 - Gold  
CARB P2

## KOHLER® One-Year Limited Warranty

See website for detailed warranty information.

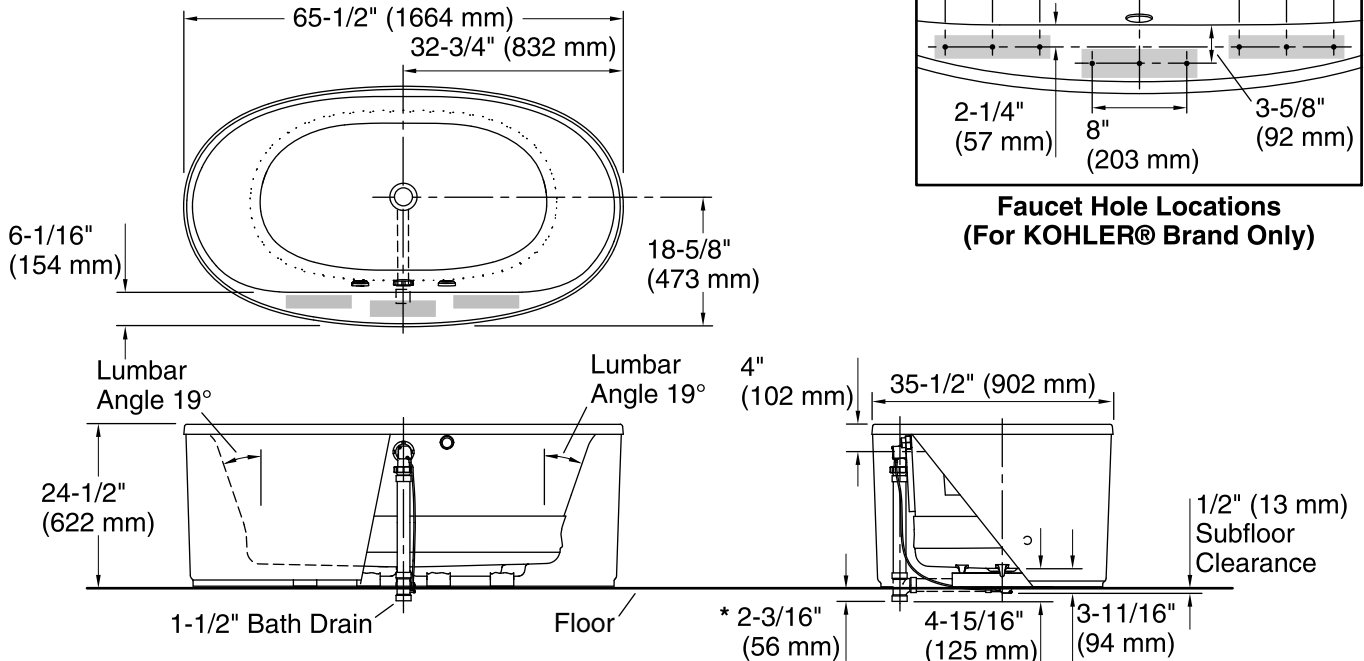
## Available Color/Finishes

*Color tiles intended for reference only.*

Color	Code	Description
	0	White
	96	Biscuit

No change in measurements if connected with drain illustrated. (K-7213)

■ Faucet area.



\* Allow for appropriate clearance in subfloor for drain clearance.  
Note: Horizontal PVC pipe and tee shown, not included.

### Required Electrical Service

One dedicated circuit required, protected with Class A Ground-Fault Circuit-Interrupter (GFCI) or Residual Current Device (RCD).

Blower, Heated 120 V, 15 A, 60 Hz  
Surface:

### Technical Information

All product dimensions are nominal.

Installation: Freestanding  
Drain location: Center  
Basin area, bottom: 45-3/4" x 24-7/8" (1162 mm x 632 mm)  
Basin area, top: 54-7/8" x 29-3/16" (1394 mm x 741 mm)  
Weight: 91 lbs (41.3 kg)  
Minimum floor load: 40.4 lbs/ft² (197.3 kg/m²)  
Water depth: 16" (406 mm)  
Water capacity: 72.6 gal (274.8 L)  
Template: Footprint, 1244408-7, not required, not included  
Electrical component rating: Blower: 120 V, 10 A, 60 Hz, 300 W  
Heated Surface: 120 V, 0.5 A, 60 Hz, 65 W

### Notes

Measure your actual product for rough-in details.

Install this product according to the installation instructions.

The hot water supply should be 70% of the capacity of the bath or greater. Installations will vary.

Remote blower motor installation is required.  
Relocation kit is included.