



Underscore® 6' BubbleMassage™ Bath K-5718-GCW



Features

- Center drain.
- Slotted overflow for deep soaking.
- Bask® heated surface creates spa-like relaxation with soothing warmth on your back, shoulders, and neck.
- Chromatherapy lighting allows you to select a preferred color scheme to suit your mood.
- Dual lumbar supports two-person bathing by offering comfort at both ends.
- 72" (1829 mm) x 42" (1067 mm) x 22" (559 mm)

Material

- Acrylic.

Hydrotherapy

- 118-122 BubbleMassage™ airjets.
- Variable-speed blower for adjusting hydromassage intensity.
- Zones of Control feature allows you to target massage to back, midsection, or feet.
- Automatic purge cycles remove residual water from air channels after use.

Installation

- Drop-in or undermount.

Required Accessories

K-7271 Brass Slotted Overflow Bath Drain

or

K-7272 PVC Slotted Overflow Bath Drain

Recommended Accessories

K-24916 Wireless Music Kit

K-886 Under-mount Install Kit

K-1446 Remote Installation Kit



Codes/Standards

ASME A112.19.7/CSA B45.10

CSA B45.5/IAPMO Z124

ASTM E162

ASTM E662

UL 1795

Greenguard UL 2818 - Gold

CARB P2

KOHLER® One-Year Limited Warranty

See website for detailed warranty information.

Available Color/Finishes

Color tiles intended for reference only.

Color	Code	Description
-------	------	-------------

	0	
	96	
	47	
	NY	
	95	
	G9	
	33	
	K4	
	58	
	7	

USA/Canada: 1-800-4KOHLER (1-800-456-4537)

Kohler Co. reserves the right to make revisions without notice to product specifications.

For the most current Specification Sheet, go to www.kohler.com.

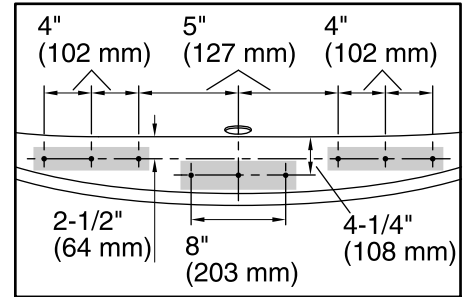
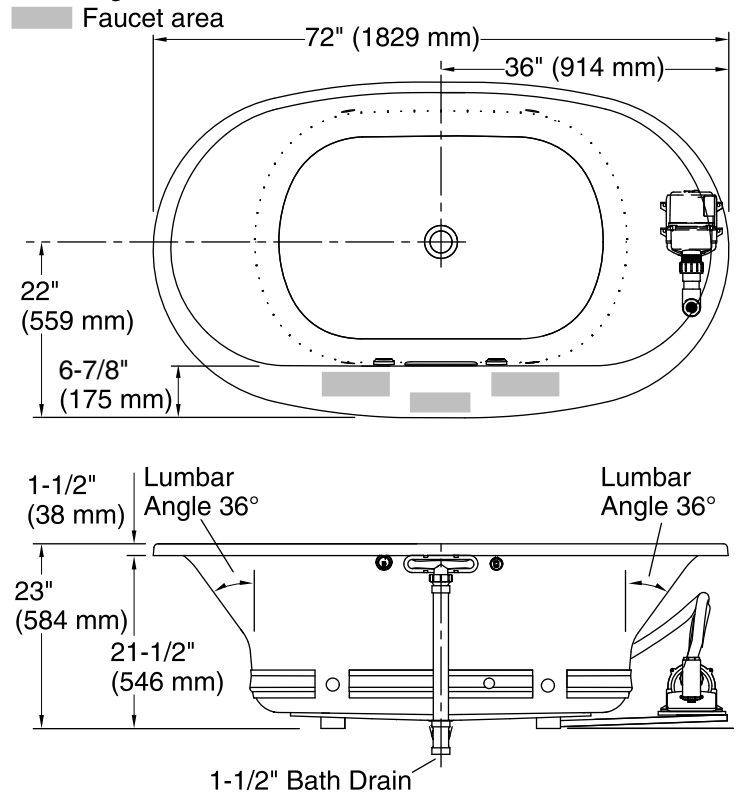
6-8-2017 12:53

THE BOLD LOOK
OF **KOHLER®**



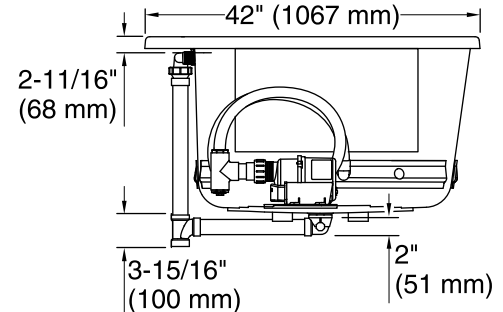
Underscore® 6' BubbleMassage™ Bath K-5718-GCW

No change in measurements if connected with drain illustrated. (K-7272)



**Faucet Hole Locations
(For KOHLER® Brand Only)**

Blower/Control Access
34" (864 mm) W x
15" (381 mm) H



Required Electrical Service

One dedicated circuit required, protected with Class A Ground-Fault Circuit-Interrupter (GFCI) or Residual Current Device (RCD).

Blower, Heated 240 V, 15 A, 50/60 Hz
Surface:

Technical Information

All product dimensions are nominal.

Installation: Drop-in, Under-mount
Drain location: Center
Basin area, bottom: 46-5/16" x 31-3/16" (1177 mm x 792 mm)
Basin area, top: 63-7/16" x 34-1/4" (1611 mm x 869 mm)
Weight: 146 lbs (66.2 kg)
Minimum floor load: 54.2 lbs/ft² (264.6 kg/m²)
Water depth: 18-5/8" (472 mm)
Water capacity: 112.2 gal (424.7 L)
Template: Drop-in, 1268440-7, required, included
Electrical component rating: Blower: 240 V, 5 A, 50/60 Hz, 300 W
Heated Surface: 120 V, 0.5 A, 50/60 Hz, 65 W

Notes

Measure your actual product for rough-in details.

Install this product according to the installation instructions.

The hot water supply should be 70% of the capacity of the bath or greater. Installations will vary.

Remote blower installation kit K-1446 is available for relocating the blower.

Do not relocate or alter the PVC tee or coiled flexible tubing connected to the blower. Follow the blower relocation instructions exactly.