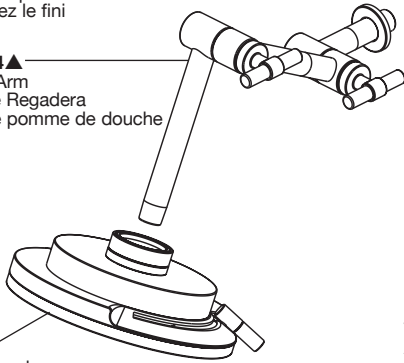


# T60035, T60235 Models / Modelos / Modèles

- ▲ Specify Finish
- ▲ Especifica el Acabado
- ▲ Précisez le fini

**RP81434▲**  
Shower Arm  
Brazo de Regadera  
Tuyau de pomme de douche

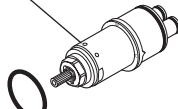


**87435▲**  
Showerhead  
Cabeza de Regadera  
Pomme de douche

**RP50879▲**  
Trim Sleeve  
Manga de Franja  
Manchon de finition

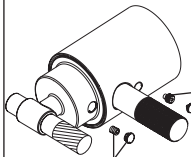


**RP47201**  
Cartridge Assembly  
Cartucho  
Cartouche



**RP23336**  
O-Ring  
Anillo "O"  
Joint torique

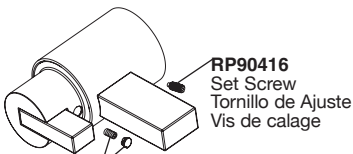
**RP90417▲**  
Set Screw & Button  
Tornillo de Presión y Botón  
Vis de calage et Bouton



**RP90418▲**  
Set Screw & Button  
Tornillo de Presión y Botón  
Vis de calage et Bouton

**HL6033▲ (T Lever)**  
Handle Assembly  
Ensamble de la Manija  
Poignée

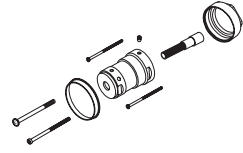
**HL6034▲**  
**(Industrial Lever)**  
Handle Assembly  
Ensamble de la Manija  
Poignée



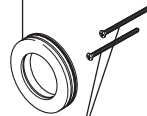
**RP90418▲**  
Set Screw & Button  
Tornillo de Presión y Botón  
Vis de calage et Bouton

**HL6032▲ (Lever)**  
Handle Assembly  
Ensamble de la Manija  
Poignée

**RP74785**  
Available Extension Kit  
Kit de Extensión disponible  
Kit d'extension disponibles

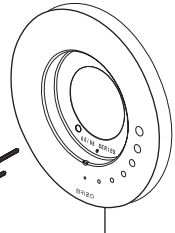


**RP49089▲**  
Trim Ring  
Aro de accesorio  
Anneau décoratif

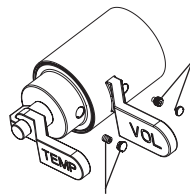


**RP49090**  
Trim Screws  
Atornillos de Franja  
Vis de finition

**RP12630**  
Longer Screws  
Tornillos Más Grandes  
Vis plus longues




**RP76517▲**  
Escutcheon  
(Diag. Screw Holes)  
Chapetón  
(Huecos para los  
Tornillos Diagonales)  
Rosace  
(Trous de vis  
en diagonale)

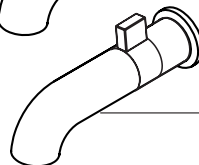


**RP90417▲**  
Set Screw & Button  
Tornillo de Presión y Botón  
Vis de calage et Bouton

**RP90418▲**  
Set Screw & Button  
Tornillo de Presión y Botón  
Vis de calage et Bouton



**RP81435▲**  
Tub Spout/Pull-Up Diverter  
Tubo de Salida para Bañera/  
Botón Desviador de Alzar  
Bec/avec dérivation à tirette



**RP81436▲**  
Tub Spout/Pull-Up Diverter  
Tubo de Salida para Bañera/  
Botón Desviador de Alzar  
Bec/avec dérivation à tirette