



# Choreograph™

60"x32"x96" Wall Kit  
K-97615



## Features

- Includes 60"x96" wall panel, (2) 32"x96" wall panels, and (2) color-matched corner joints.

## Material

- Walls made from Serica™ composite material.
- Durable, non-porous, 0.2" thick compression-molded walls that are easy to clean and resist chipping and cracking.

## Installation

- Trimable to customize size and installation.


## Recommended Accessories

- K-97621 7" Floating Shelf
- K-97622 14" Floating Shelf
- K-97623 21" Floating Shelf
- K-97624 Shower Hook
- K-97625 24" Shower Barre
- K-97626 36" Shower Barre
- K-97627 40" Shower Barre
- K-97628 54" Shower Barre
- K-97629 Teak Barre Shelf
- K-97630 9" Shower Locker
- K-97631 14" Shower Locker
- K-97632 Freestanding Shower Stool

## Components

Product includes:

- K-97604 60"x96" Wall Panel
- K-97600 32"x96" Wall Panel
- K-97600 32"x96" Wall Panel
- K-97635 96" Corner Joint



## Codes/Standards












ASTM E162  
ASTM E662  
Greenguard UL 2818 - Gold

## KOHLER® Limited Warranty – Choreograph™ Walls and Accessories

See website for detailed warranty information.

## Available Color/Finishes

*Color tiles intended for reference only.*

Color	Code	Description
	0	White
	96	Biscuit
	47	Almond
	NY	Dune
	95	Ice™ Grey
	G9	Sandbar
	7NY	Veincut Dune/Dune Combo
	896	Veincut Biscuit/Biscuit Combo
	9G9	Veincut Sandbar/Sandbar Combo
	W07	Veincut in Dune
	W08	Veincut in Biscuit
	W09	Veincut in Sandbar
	W10	Crosscut in Dune
	W11	Crosscut in Biscuit

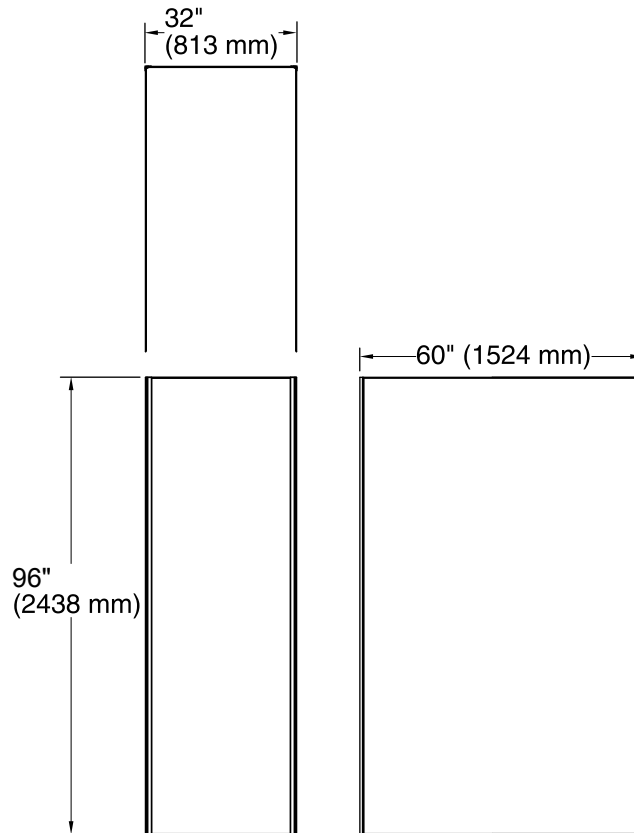
USA/Canada: 1-800-4KOHLER (1-800-456-4537)

Kohler Co. reserves the right to make revisions without notice to product specifications.

For the most current Specification Sheet, go to [www.kohler.com](http://www.kohler.com).

6-15-2017 13:07

THE BOLD LOOK  
OF **KOHLER**®



## Technical Information

All product dimensions are nominal.

Installation: 3-Wall Alcove

## Notes

Measure your actual product for rough-in details.

Install this product according to the installation instructions.

Use non-solvent based construction adhesive. For installation over tile, use 100% silicone sealant.

Corner joints (optional) allow for 3/8" (10 mm) adjustment for out-of-plumb conditions or uneven cuts.

If installing accessories, install 2x4 backing for handrails, shelves, and shower hooks and 2x10 backing for the flip down seat.