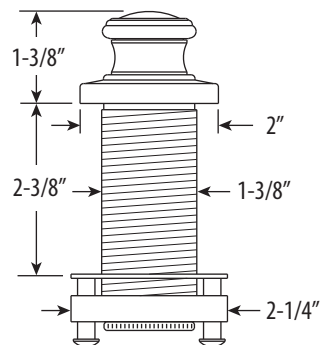
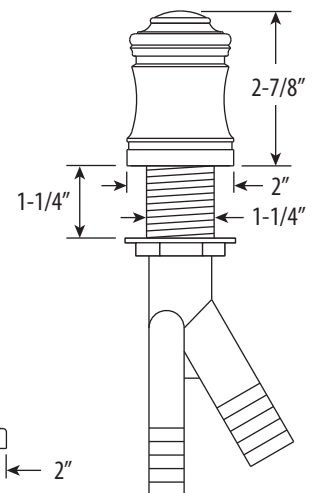
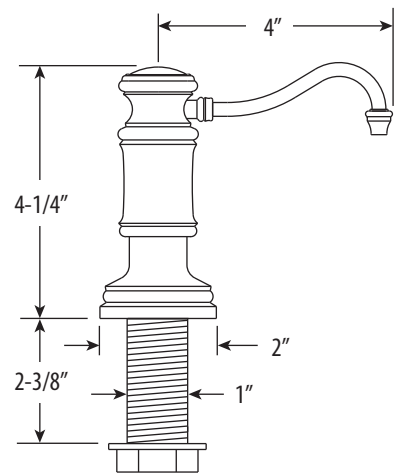
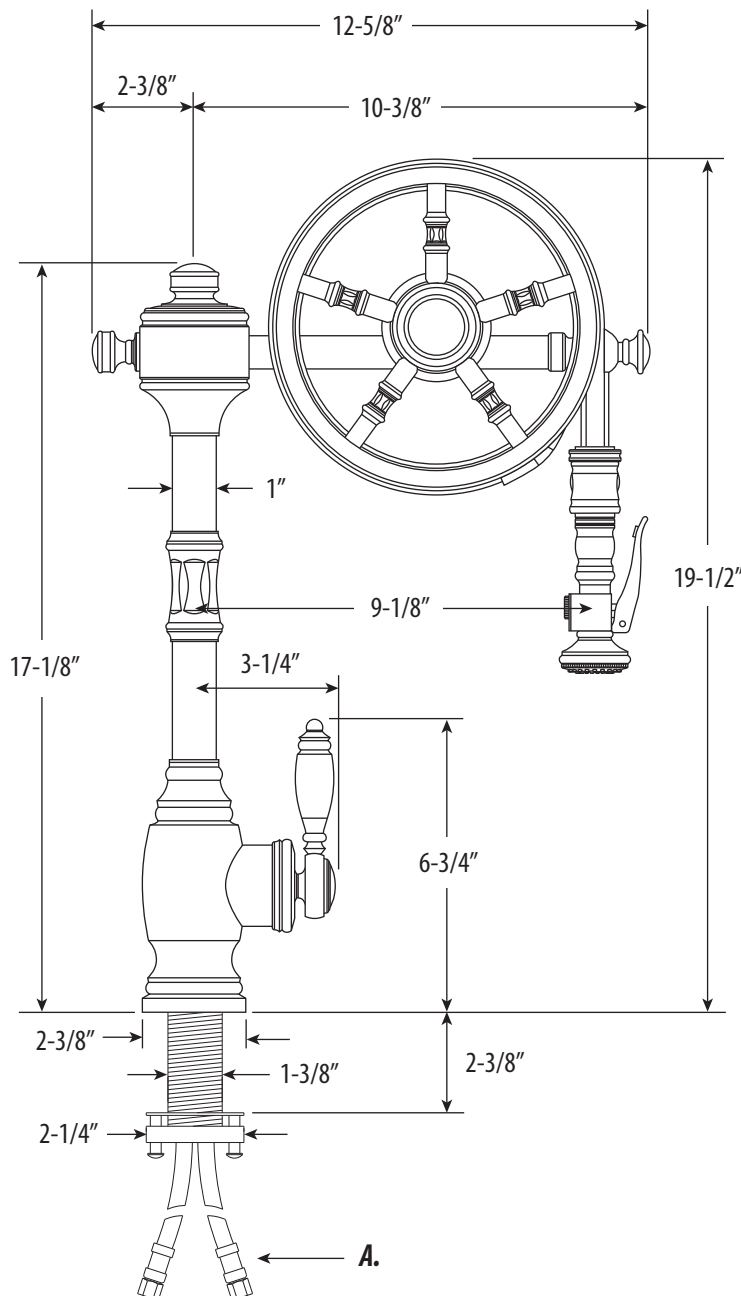


THE WHEEL PULLDOWN FAUCET / 4PC. SUITE

5100-4

- Max Counter Thickness 2-3/8"
- Minimum Install Hole Size 1-1/2"

A. Supply Hoses - 20" Long with 3/8" Compression Fittings



ECO BRASS
HIGH PERFORMANCE LEAD FREE BRASS

DIMENSIONS MAY VARY AND ARE SUBJECT TO CHANGE. NO RESPONSIBILITY IS ASSUMED FOR USE OF SUPERCEDED OR VOIDED DATA

THE WHEEL PULLDOWN FAUCET / 4PC. SUITE

5100-4



Finish Shown - American Bronze

FEATURES

- Suite includes faucet, soap/lotion dispenser, air switch and single port air gap.
- The Wheel spring technology gives the sprayer an easy, smooth pull.
- Pulley braking system prevents handle snap back when released.
- Wheel has 9-1/8" reach and can swivel 360 degrees.
- Lever handle spray head pulls out 20" from spout.
- Sprayer instantly diverts water from aerated stream to wide spray when handle is held.
- 1.75 gpm maximum flow rate with aerated tip.
- Adjustable handle tension ring helps handle feel and prevents sag.
- Single handle can mount in front, right or left hand positions.
- When mounted on side, handle can adjust 45 degrees for backsplash clearance.
- Hot/cold ceramic disk valve cartridge.
- Resistant to reverse osmosis water.
- Made from solid brass.
- Reinforced braided connection hoses.
- Includes 3 handle button options.
- Lifetime functional warranty.
- Made in the USA.

CODES/STANDARDS APPLICABLE

Specified model meets or exceeds the following:

- **ASME A112.18.1**
- **CSA B125.1**
- **NSF 61, 372**
- **CALGreen**



AVAILABLE IN 30 FINISHES