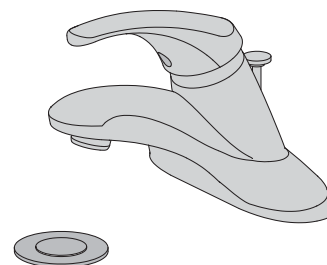




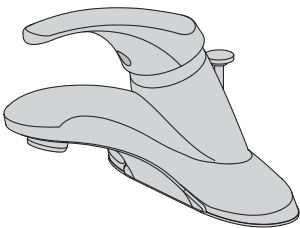
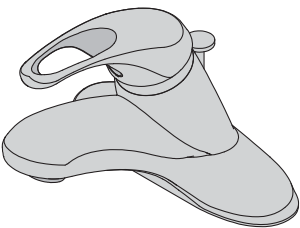
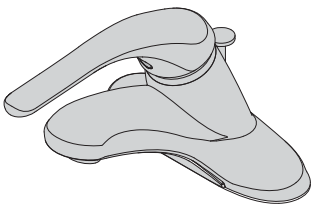
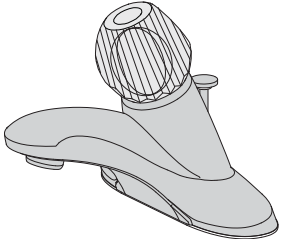
## SYMMETRIX Lavatory Faucet, S-20 Series

### Specification Submittal

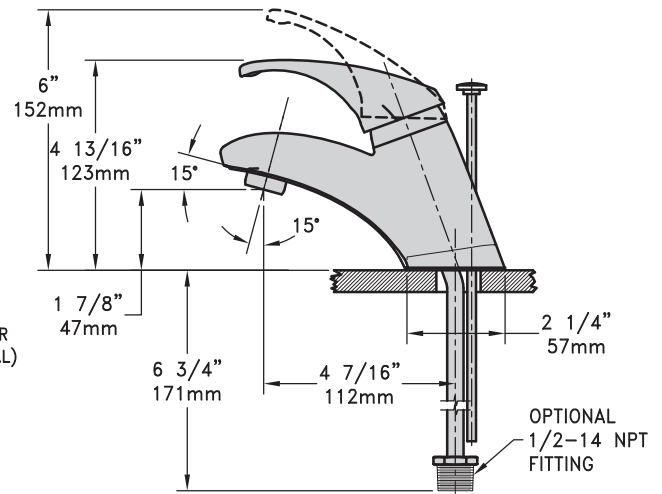
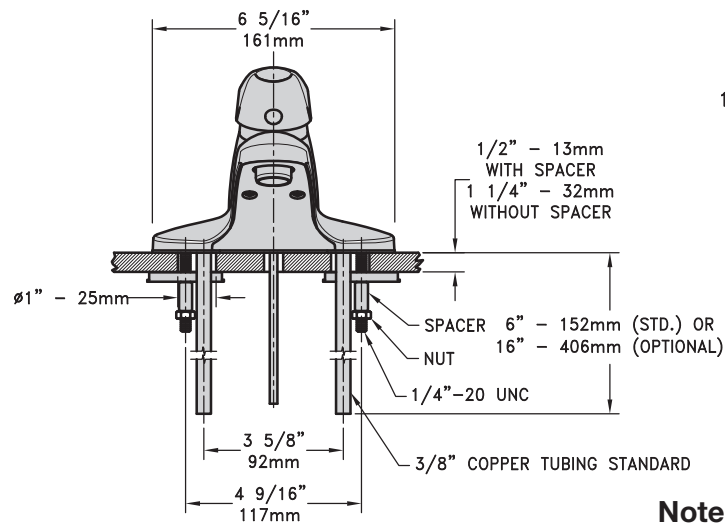


#### Feature Highlights

- Single lever faucet with red & blue indicators on handle
- Handle limits stops
- Aerator, 2.2 gpm flow rate (8.3 L/min)
- Ceramic control components
- Supply: 6 inches of 3/8 inch copper tubing, 4 inch (102mm) centers
- Metal construction, polished chrome finish

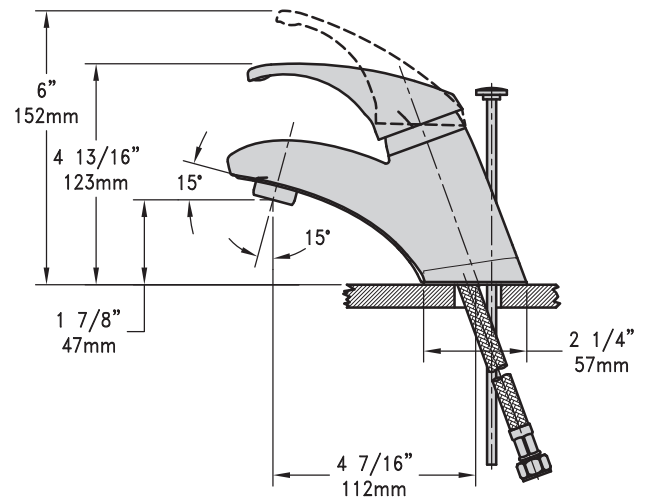
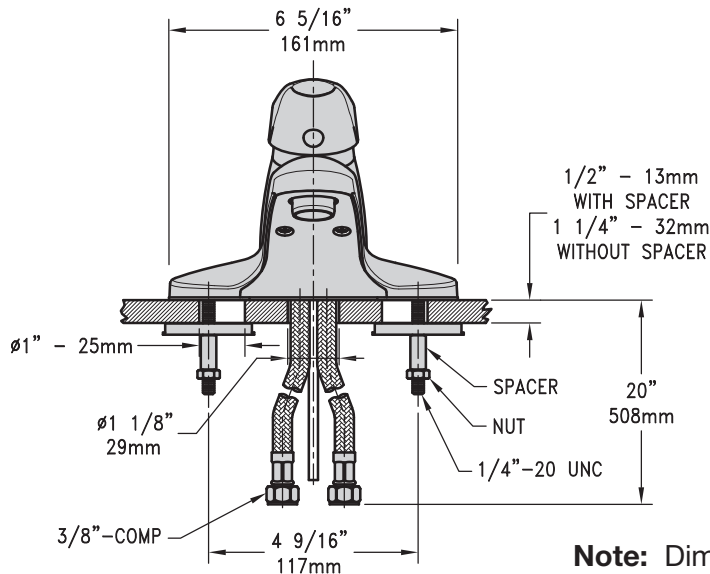
S-20 series handle options			
Standard	LP	W	LCT
			
<b>Ordering Information</b> <b>Model Numbers</b> Append appropriate -suffix to model number. <ul style="list-style-type: none"> <li><input type="checkbox"/> S-20 Faucet only with lift rod hole</li> <li><input type="checkbox"/> S-20-0 Faucet only with no lift rod hole</li> <li><input type="checkbox"/> S-20-1 Faucet with lift rod</li> <li><input type="checkbox"/> S-20-2 Faucet with pop-up drain &amp; lift rod</li> <li><input type="checkbox"/> S-20-2-G Faucet with grid strainer drain</li> </ul> <b>Finish Options</b> Append appropriate -suffix to model number. <ul style="list-style-type: none"> <li><input type="checkbox"/> BRS Radiance® polished brass finish*</li> <li><input type="checkbox"/> PCB Polished chrome and Radiance® polished brass finish*</li> <li><input type="checkbox"/> STN Radiance® satin finish*</li> </ul> <p>*Note (1) Handles with red/blue indicators are not available with decorative finishes. (2) Handles may not be available in all decorative finishes.</p>		<b>Handle Options</b> Append appropriate -suffix to model number. <ul style="list-style-type: none"> <li><input type="checkbox"/> LP Loop handle with metal finish</li> <li><input type="checkbox"/> LCT Acrylic handle</li> <li><input type="checkbox"/> W Lever handle with metal finish, 6 inch (152mm) handle with red &amp; blue indicators on handle</li> </ul> <b>Other Options</b> Append appropriate -suffix to model number. <ul style="list-style-type: none"> <li><input type="checkbox"/> LST Supply with 16 inches of copper tubing</li> <li><input type="checkbox"/> BH 20 inch braided supply hose instead of copper tubing</li> <li><input type="checkbox"/> IPS 1/2 inch IPS connections</li> <li><input type="checkbox"/> OFG Offset grid strainer</li> <li><input type="checkbox"/> FR 5 gpm flow restrictor (vandal resistant)</li> <li><input type="checkbox"/> VP Vandal resistant aerator</li> <li><input type="checkbox"/> NA Non-aerated, laminar flow outlet</li> </ul>	

**Dimensions** SYMMETRIX Lavatory Faucet, S-20-2 (with standard handle & copper tubing)



**Note:** Dimensions subject to change without notice.

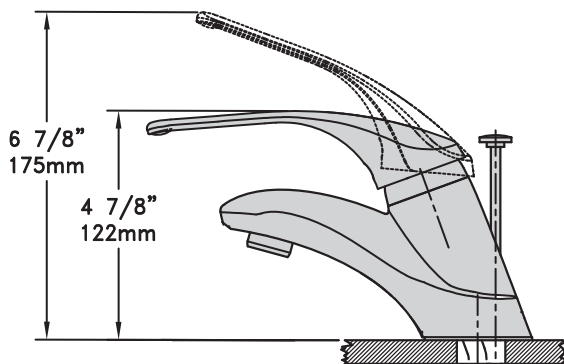
**Dimensions** SYMMETRIX Lavatory Faucet, S-20-2-BH (with standard handle and braided supply hose)



**Note:** Dimensions subject to change without notice.

**Dimensions**

S-20 Series with 6 inch lever handle (option W)



**Dimensions**

S-20 Series with acrylic handle (option LCT)

