


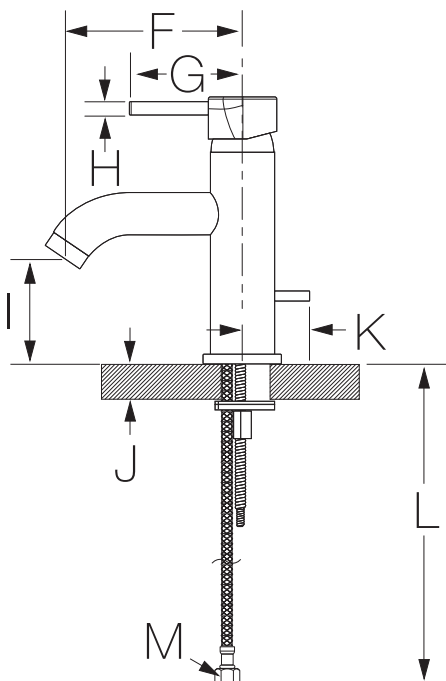
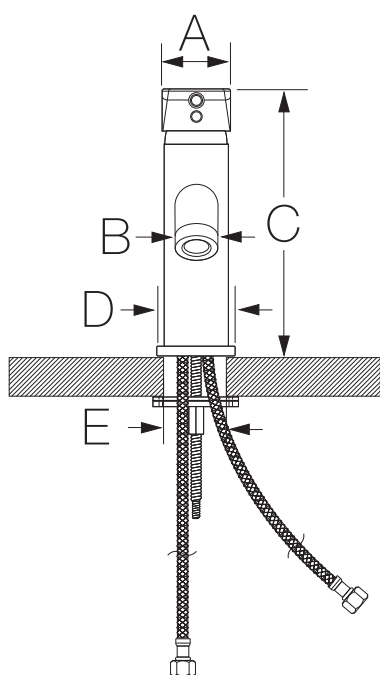


SLS-0488-1.5 Single Handle Lavatory Faucet Specification Submittal



Feature Highlights	Options/Modifications
Single Handle Lavatory Faucet shall include single hole mount configuration, ceramic cartridge, braided hose connections, metal drain assembly and 1.5 gpm (5.7 L/min) aerator. Faucet shall be metal construction, plated in standard polished chrome finish.	<input type="checkbox"/> -1.0  1.0 gpm (3.8 L/min) aerator <input type="checkbox"/> -STN Satin Nickel finish Note: Append appropriate -suffix to model number.
Model Numbers	Compliance
<input type="checkbox"/> SLS-0488-1.5 Single Handle Lavatory Faucet (1.5 gpm - 5.7 L/min)	-ASME A112.18.1/CSA B125.1 -NSF/ANSI 61.9, NSF/ANSI 372 -WaterSense 1.5 gpm (5.7 L/min)
Warranty	 
Limited Lifetime - to the original end purchaser in consumer/residential installations. 5 Years - for industrial/commercial installations. Go to www.symmons.com/warranty for complete warranty information.	

Dimensions



Measurements	
A	Ø 1-3/4", 44 mm
B	1-3/16", 30 mm
C	7-3/8", 187 mm
D	Ø 2-1/4", 57 mm
E	Hole Size: Min. Ø 1-1/4", 32 mm Max. Ø 1-3/4", 44 mm
F	4-15/16", 125 mm
G	3-1/8", 79 mm
H	Ø 3/8", 10 mm
I	2-15/16", 75 mm
J	Deck Thickness Ref. Max. 1-1/4", 32 mm
K	1-7/8", 47 mm
L	14-1/2", 368 mm
M	3/8" compression fitting

Note: Dimensions subject to change without notice.