



PRODUCT CATALOG

DEWALT[®]
GUARANTEED TOUGH.[®]

TABLE OF CONTENTS

CORDLESS POWER TOOLS

12V & 20V MAX* Chargers	23
12V MAX* Combo Kits	22
18V Combo Kits	20
20V MAX* Combo Kits	19
36V Combo Kits	19
Adhesive Dispensers	16
Band Saws	16
Batteries & Chargers	23
Bi-Metal Cordless Bandsaw Blades	16
Charger/Radio	22
Circular Saws	13
Concrete Vibrator	14
Cut-Off Tools	15
Cut-Out Tool	12
Drill/Drivers	5
Flashlights	17
Floodlights	17
Hammerdrills	4
Heated Gear	18
Impact Drivers	7
Impact Wrenches	8
Instruments	17
Jig Saws	13
Metal Cutting Saws	13
Nailers	15
Reciprocating Saws	14
Right Angle Drills	10
Rotary Lasers	18
Screwdrivers	10
SDS Rotary Hammers	12
Shears	15
Vacuums	18
Work Lights	17

CORDED POWER TOOLS

Air Distribution	47
Angle Grinders - Small, Medium & Large	39
Band Saws	41
Biscuits	42
Chipping Hammers	36
Chop Saws	41
Circular Saws	28
Compressors	46
Cut-Off Machines	41
Cut-Out Tool	32
Demolition Hammers	36
Die Grinders	40
Drills - VSR, Electronic Clutch & Specialty	33
Dust Extraction for Grinders	37
Dust Extraction for Large Rotary Hammers	37
Dust Extractor Attachments & Connectors	38
Dust Extractor Vacuums	38
Flooring Tool	45
Grinder Accessories	40
Grinders - Bench & Straight	40
Hammerdrills	34
Hand Planers	44
Handheld Tile Saw	29
Heat Guns	44
Impact Wrenches	32
Jig Saws	28
Laminate Trimmers	42
Measurer	44, 108
Miter Saw Stands	30
Miter Saws	30
Multi-Cutter® Saw	41
Multi-Tool	28
Nailers (Pneumatic)	45
Nibblers	41
Pavement Breaker	36
Plate Joiner & Plate Joiner Blade	42
Polishers	40
Random Orbital Sanders	42
Reciprocating Saws	28
Routers & Router Accessories	43
Sanding Pads	42
Screwdrivers	31
Scroll Saws	28
SDS MAX Rotary Hammers	35
SDS Rotary Hammers	34
Shears	41
Spline Rotary Hammers	35
Staplers	46
Table Saws	29
Thickness Planers	44
Tile Saws	29
Track Saws	29

HAND TOOLS

Clamps - Bar Clamps (Small, Medium & Large)	119
Clamps - Bar Clamps (Rapid Return)	119
Cutting Tools - 5-in-1 Hacksaw & Blades	117
Cutting Tools - Flush Cut Saw	117
Cutting Tools - Jab Saws (Folding & Standard)	117
Cutting Tools - Multi-Purpose Saw	117
Cutting Tools - Panel Saws	118
Cutting Tools - Knives & Blades	115-116
Glue Gun & Riveter	114
Hammers	120
Hex Keys (Folding Locking)	123
Hex Keys (Ratcheting T Handle)	123
Laser Distance Measurers	108
Laser Levels	106-107
Laser Level Accessories	109-110
Marking & Layout - Chalk, Chalk Reels / Kits	104
Marking & Layout - Premium Rafting Square	104
Marking & Layout - Levels	105
Measuring Tools - Short Tapes & Long Tapes	103
Multi Tools	119
Nail Sets	121
Optical Levels	107
Pliers	122-123
Pry Bars	121
Screwdriver & Screwdriver Sets	112
Staplers & Staples	113-114
Wood Chisel & Side Strike Chisel	120
Wrenches	123

ACCESSORIES

Adapter - Backing Flange & Spindle	72
Bandsaw Blades - Bi-Metal Portable	100
Belts	63
Cartridge Roll Mandrels	72
Cartridge Rolls - Aluminum Oxide (High Performance)	64
Construction Saw Blades	75
Diamonds - Cup Grinding Wheels (Extended Performance)	68
Diamonds - Blades	68
Drilling - Concrete & Masonry	79
Drilling - Impact Ready®	86
Drilling - Industrial Metal	89
Drilling - Metal & Wood	90
Drilling - Step Bits	92
Drilling - Wood	92
Fastening - Impact Ready®	84
Fastening	94
Fiber Disc Backing Pads	72
Fiber Discs	59
Flap Wheels	60
Hand Pad Handle	72
Hole Saws - Bi-Metal, Mandrels & Sets	99-100
Hook & Loop Backing Pads - Disc	72
Jig Saw Blades	100
Mandrels - Quick Change	72
Metal Cutting Saw Blades	76
Non-Woven Discs, Flap Discs & Hand Pads	67
Paper Discs - 5" & 6" Hook & Loop Random Orbit Discs	64
Power Strip Discs	66
Polishing	70
Precision Saw Blades - PrecisionFraming™ & PrecisionTrim™	74
Quick Change - Drill Drive, Rapid Load® & Sets	96
Quick Change Discs	63
Reciprocating Saw Blades	97
Rolls - Paper Rolls Aluminum Oxide	64
Sheets - Waterproof Sheets Silicon Carbide	65
Shop Rolls	65
Steel Circular Saw Blades	78
Type 1 Bonded Abrasives - Cutting Wheels	51
Type 1 Bonded Abrasives - High Speed Wheels	53
Type 11 Bonded Abrasives - Cup Wheels	57
Type 27 Bonded Abrasives - Cutting Wheels	54
Type 27 Bonded Abrasives - Grinding Wheels	54
Type 27 Bonded Abrasives - Masonry Wheels	56
Type 27 Bonded Abrasives - Metal Cutting & Grinding	55
Type 27 Bonded Abrasives - Stainless Wheels	56
Type 27 Flap Discs	58
Type 28 Bonded Abrasives - Grinding Wheels	57
Type 29 Flap Discs	58
Wire Brushes	71
Woodworking Saw Blades	76

STORAGE

Adjustable Leg Saw Horse	126
Mobile Work Station	125
One Touch Box	126
Tote with Power Tool Case	125
Tote with Removable Organizer	125
ToughSystem®	124
TSTAK®	124
Water Seal Tool Box	126

AUTOMOTIVE

Air Tools	140
Combination Wrench Sets	129
Drive Sockets	133-138
Drive Socket Sets	130-131
Mechanics Tool Sets	129
Metal Storage	140
Ratchets	129
Reversible Ratcheting Wrench Sets	129
Sockets Accessories	139
Socket Sets	129
Wrenches	132-133

With respect to 8V MAX* - * - Maximum initial battery voltage (measured without a workload) is 8 volts. Nominal voltage is 7.2.

With respect to 12V MAX* - * - Maximum initial battery voltage (measured without a workload) is 12 volts. Nominal voltage is 10.8.

With respect to 20V MAX* - * - Maximum initial battery voltage (measured without a workload) is 20 volts. Nominal voltage is 18.

HAND TOOLS & STORAGE



GUARANTEED TOUGH.®

Measuring Tools

PREMIUM TAPES

- 13' of blade standout for increased user reach*
- Extra large end hook grabs construction material from all 4 sides
- 3M[®] thermoplastic film helps to protect blade from damage

PRODUCT #	LENGTH	WIDTH	STANDOUT	BLADE COATING	SCALE	BLADE LOCK	BELT CLIP	WEIGHT
DWHT33975	25'	1-1/4"	13'	Mylar [®]	SAE	Yes	Yes	1.35 lbs
DWHT33386	30'	1-1/4"	13'	Mylar [®]	SAE	Yes	Yes	1.50 lbs
DWHT33387	35'	1-1/4"	13'	Mylar [®]	SAE	Yes	Yes	1.65 lbs
DWHT33388	8M/26'	1-1/4"	13'	Mylar [®]	Metric/SAE	Yes	Yes	1.35 lbs



1-1/8" WIDE SHORT TAPES

- 10' of blade standout for increased user reach*
- 1/8" markings to speed up measuring jobs
- Duo-durometer blade-lock for durability and comfort

PRODUCT #	LENGTH	WIDTH	STANDOUT	BLADE COATING	SCALE	BLADE LOCK	BELT CLIP	WEIGHT
DWHT33372	16'	1-1/8"	10'	Anti-Rust Polymer	SAE	Yes	Yes	0.84 lbs
DWHT33373	25'	1-1/8"	10'	Anti-Rust Polymer	SAE	Yes	Yes	1.10 lbs
DWHT33374	30'	1-1/8"	10'	Anti-Rust Polymer	SAE	Yes	Yes	1.30 lbs



AUTO REWIND STEEL LONG TAPE

- Automatic blade retraction saves time by eliminating manual rewind
- Rust-resistant coating prolongs blade life
- Metal case for heavy-duty use

PRODUCT #	LENGTH	WIDTH	BLADE COATING	SCALE	GEAR RATIO	BELT CLIP	WEIGHT
DWHT34201	100'	3/8"	Lacquer	SAE	Auto Rewind	Yes	1.70 lbs



CLOSED CASE STEEL LONG TAPE

- 5:1 Gear ratio for 5x faster blade rewind†
- Blade release button for easy blade pull out
- Spring loaded carabiner attachment for easy transportation

PRODUCT #	LENGTH	WIDTH	BLADE COATING	SCALE	GEAR RATIO	BELT CLIP	WEIGHT
DWHT34036	100'	3/8"	Lacquer	SAE	5:1	Yes	1.11 lbs



OPEN REEL FIBERGLASS LONG TAPES

- 3:1 Gear mechanism for 3x faster blade rewind†
- Water and abrasion resistant blade
- Double-sided print for fractional inch and decimal feet measurements

PRODUCT #	LENGTH	WIDTH	SCALE	GEAR RATIO	BELT CLIP	CASE DESIGN	WEIGHT
DWHT34028	100'	3/4"	SAE & Decimal Foot	3:1	No	X-Shape	2.14 lbs
DWHT34037	100'	1/2"	SAE & Decimal Foot	3:1	No	T-Shape	1.53 lbs
DWHT34038	300'	1/2"	SAE & Decimal Foot	3:1	No	T-Shape	3.39 lbs



* Standout claim based on maximum performance

† Compared to standard competitor long tapes

3M is a registered trademark of 3M Company
Mylar[®] is a registered trademark of DuPont Teijin Films[™] U.S. Limited Partnership.

Marking & Layout

HEAVY DUTY CHALK REELS/KITS

- 3:1 gear ratio for easy winding
- Open-access door for quick refills and access to internal components
- 100' heavy-duty line resists abrasion and breakage
- Stainless steel hook and crank withstand abuse and resist corrosion
- High-impact ABS housing for durability and light weight
- Over-molded soft grip for comfort and control

PRODUCT #	DESCRIPTION	CONTAINS	WEIGHT
DWHT47142	Chalk Reel	100' Chalk Reel	0.65 lbs
DWHT47143	Chalk Reel Kit	100' Chalk Reel, 4 oz Blue Chalk	0.83 lbs
DWHT47144	Chalk Reel Kit	100' Chalk Reel, 4 oz Red Chalk	0.83 lbs



PREMIUM CHALK REEL/KIT

- 6:1 gear ratio for smooth and rapid winding
- Helical gears for durability, smooth cranking, and to help decrease line jams and breaks
- Sealed gear system helps protect gears from debris and contamination
- Interlocking hook to easily join lines and help increase productivity
- Cast metal body for durability and long life

PRODUCT #	DESCRIPTION	CONTAINS	WEIGHT
DWHT47270	Chalk Reel	100' Chalk Reel	0.67 lbs
DWHT47246L	Chalk Reel Kit	100' Chalk Reel, 4 oz Red Chalk	0.96 lbs



COMPACT CHALK REEL KIT

- 3:1 gear ratio for easy winding
- Compact size ideal for secondary or correction reel
- Clutch design for fast and easy unwind
- Belt clip for simple, secure storage
- 30' braided line

PRODUCT #	DESCRIPTION	CONTAINS	WEIGHT
DWHT47257L	Chalk Reel Kit	30' Chalk Reel, 4 oz Blue Chalk	0.51 lbs



DIE-CAST CHALK REELS/KITS

- Heavy-duty aluminum die-cast body for durability
- Felt gasket helps distribute chalk uniformly
- Stainless steel hook and crank arm withstands abuse and resist corrosion
- Tear-drop shape for use as a plumb bob
- 100' twisted cotton line

PRODUCT #	DESCRIPTION	CONTAINS	WEIGHT
DWHT47256	Chalk Reel	100' Chalk Reel	0.44 lbs
DWHT47255L	Chalk Reel Kit	100' Chalk Reel, 4 oz Red Chalk	0.79 lbs
DWHT47309L	Chalk Reel Kit	100' Chalk Reel, 4 oz Blue Chalk	0.79 lbs



LARGE CAPACITY CHALK REEL

- 3:1 gear ratio for 3X* faster rewind
- 1 lb. chalk capacity for large jobs and long distances
- Helical gears for durability, smooth cranking, and to help decrease line jams and breaks
- Rubber over-mold provides comfortable grip
- Ring and hook attachment for multiple tethering options
- 150' braided cotton line

PRODUCT #	DESCRIPTION	CONTAINS	WEIGHT
DWHT47252	Chalk Reel	150' Chalk Reel	2.15 lbs

*Compared to DEWALT DWHT47256 Chalk Reel



CHALK

- High-grade chalk to be used with chalk line reels
- Oval-shaped bottle will not roll off of surface
- Tethered easy pouring pop-top spout cap

PRODUCT #	SIZE	COLOR	PERMANENCE RANK	WEIGHT
DWHT47029L	8 oz	White	1	0.50 lbs
DWHT47048L	8 oz	Red	3	0.50 lbs
DWHT47049L	8 oz	Blue	1	0.50 lbs
DWHT47056L	8 oz	Black	3	0.50 lbs
DWHT47069L	8 oz	Red Permanent	4	0.50 lbs
DWHT47076L	8 oz	Orange	2	0.50 lbs
DWHT47079L	8 oz	Violet	0	0.50 lbs
DWHT47057	2.50 lbs	Red	3	2.50 lbs
DWHT47058	2.50 lbs	Blue	1	2.50 lbs
DWHT72716	2.50 lbs	Red Permanent	4	2.50 lbs
DWHT47059	5 lbs	Red	3	5.00 lbs
DWHT47062	5 lbs	Blue	1	5.00 lbs



Marking & Layout

MARKING CRAYONS

- Marks on various surfaces and materials

PRODUCT #	COLOR	CRAYONS INCLUDED	WEIGHT
DWHT72719	Blue	2	0.12 lbs
DWHT72720	Red	2	0.12 lbs
DWHT72721	Yellow	2	0.12 lbs



REPLACEMENT LINE

PRODUCT #	DESCRIPTION	WEIGHT
DWHT47098	100' Replacement Line	0.08 lbs



TORPEDO LEVEL

- Extruded aluminum body for strength and light weight
- Solid block vials for durability and accuracy (0.0005"/in)
- Rotating vial for identifying and duplicating angles, slopes and pitch

PRODUCT #	LENGTH	# OF VIALS	MAGNETIC	WEIGHT
DWHT43003	9"	3	Yes	0.35 lbs



BOX BEAM LEVELS

- Large cross section and die-cast aluminum components for 5x stronger level**
- Block vials for durability and accuracy to 0.0005"/in†
- Magnified center vial maximizes vial readability

PRODUCT #	LENGTH	# OF VIALS	MAGNETIC	WEIGHT
DWHT43224	24"	3	No	1.90 lbs
DWHT43025	24"	3	Yes	1.90 lbs
DWHT43248	48"	3	No	3.60 lbs
DWHT43049	48"	3	Yes	3.60 lbs
DWHT43172	72"	3	No	5.10 lbs
DWHT43079	78"	3	Yes	5.60 lbs



** Versus standard competitive levels † Versus tubular vials

I-BEAM LEVELS

- Robust engineered cross section
- Block vials provide durability and accuracy (0.0005"/in)
- V-groove base for accurate alignment on rounded surfaces and edges

PRODUCT #	LENGTH	# OF VIALS	MAGNETIC	WEIGHT
DWHT42151	24"	3	No	1.67 lbs
DWHT42163	24"	3	Yes	1.74 lbs
DWHT42166	48"	3	No	3.35 lbs
DWHT42167	48"	3	Yes	3.46 lbs
DWHT42169	72"	3	No	4.74 lbs
DWHT42170	72"	3	Yes	5.44 lbs



PREMIUM RAFTER SQUARES

- Stamped-in contrasting color graduations for better readability
- Extra-thick extruded aluminum body holds up to heavy-duty use, ideal for use as saw guide
- Large base helps provide better grip on materials
- Scribe line notches for marking rip cuts

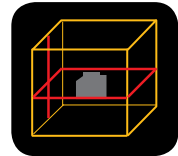
PRODUCT #	LENGTH	# OF VIALS	MAGNETIC	WEIGHT
DWHT46031	7"	0	No	0.44 lbs
DWHT46032	12"	0	No	0.88 lbs



Laser Levels

360° CROSS LINE LASER

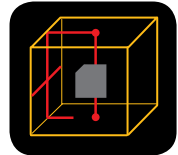
- Self-leveling 360° horizontal line and vertical line simulates functionality of rotary laser, projects bright crossing horizontal and vertical lines
- Durable design with over-molded housing and IP54 water/debris resistance
- Locking pendulum to help prevent damage to internal components
- Full-time pulse mode allows use with DW0892 detector, maintains full brightness for visibility while extending working range of laser
- 1/4" and 5/8" thread and vertical adjust base included for easy set up and fine tune adjustments



PRODUCT #	DESCRIPTION	RANGE	ACCURACY	WEIGHT
DW0811	360° Cross Line Laser	Approx 50' - 165' with Detector*	+/- 5/32"	1.60 lbs

CROSS LINE/ PLUMB SPOT LASER

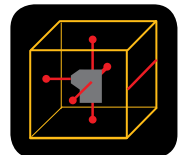
- Self-leveling cross line and plumb spots project bright crossing horizontal and vertical lines
- Projects down beam with raised clearance, providing dot visibility and alignment for wall track layout
- 2 bright, self-leveling spot beams provide accurate plumb point transfer
- Locking pendulum to help prevent damage to internal components
- Full-time pulse mode allows use with DW0892 detector, maintains full brightness for visibility while extending working range of laser
- Magnetic pivoting base with integrated 1/4" and 5/8" threads



PRODUCT #	DESCRIPTION	RANGE	ACCURACY	WEIGHT
DW0822	Cross Line/Plumb Spot Laser	Approx 50' - 165' with Detector*	+/- 1/8"	1.10 lbs

5 SPOT/ LINE LASER

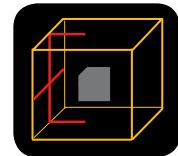
- Projects 5 bright spot beams for accurate plumb and horizontal point transfer
- Rear projecting horizontal line aids in additional leveling applications
- Projects down beam with raised clearance, providing dot visibility and alignment for wall track layout
- Durable design with over-molded housing and IP54 water/debris resistance
- Integrated magnetic pivoting base with 1/4" and 5/8" thread
- Front and rear mounted magnets allow flush attachment to metal track and steel
- Full-time pulse mode allows use with DW0892 detector, maintains full brightness for visibility while extending working range of laser



PRODUCT #	DESCRIPTION	RANGE	ACCURACY	WEIGHT
DW0851	5 Spot/Line Laser	100' - 165' with Detector*	+/- 1/8"	3.20 lbs

CROSS LINE LASER

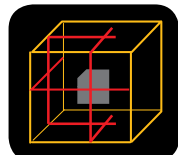
- Self-leveling cross lines project bright crossing horizontal and vertical lines for various leveling and layout applications
- Integrated magnetic pivoting bracket and 1/4" thread
- Rear mounted magnets allow flush attachment to metal track and steel
- Full-time pulse mode allows use with DW0892 detector and maintains full brightness for visibility while extending working range of laser
- Durable design with over-molded housing and IP54 water/debris resistance



PRODUCT #	DESCRIPTION	RANGE	ACCURACY	WEIGHT
DW088K	Cross Line Laser	Approx 50' - 165' with Detector*	+/- 1/8"	3.60 lbs

CROSS LINE PLUS 90° LASER

- 3 beam line laser to aid in 90° layout
- Integrated magnetic bracket and 1/4" thread
- Rear mounted magnets allow flush attachment to metal track and steel
- Full-time pulse mode allows use with DW0892 detector and maintains full brightness for visibility while extending working range of laser
- Micro adjust knob allows for precise alignment of 90° intersecting lines over greater distances
- Durable design with over-molded housing and IP54 water/debris resistance



PRODUCT #	DESCRIPTION	RANGE	ACCURACY	WEIGHT
DW089K	Cross Line Plus 90° Laser	Approx 50' - 165' with Detector*	+/- 1/8"	4.90 lbs

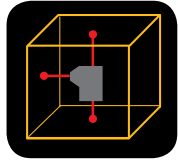
*Visible range varies depending on light conditions

Laser Levels

3 SPOT LASER POINTER

- Self-leveling laser projects 3 bright spot beams for accurate plumb and horizontal point transfer
- Projects down beam with raised clearance, provides dot visibility and alignment for wall track layout
- Integrated magnetic pivoting base and 1/4" thread
- Rear mounted magnets allow flush attachment to metal track and steel
- Locking pendulum to help prevent damage to internal components

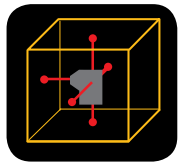
PRODUCT #	DESCRIPTION	RANGE	ACCURACY	WEIGHT
DW083K	3 Spot Laser Pointer	100'	+/- 3/32"	3.10 lbs



5 SPOT LASER POINTER

- Self-leveling laser projects 5 bright spot beams for accurate plumb and horizontal point transfer
- Projects down beam with raised clearance, provides dot visibility and alignment for wall track layout
- Fine tune adjustment knob allows fast alignment over distance
- Integrated magnetic pivoting base with 1/4" thread
- Rear mounted magnets allow flush attachment to metal track and steel
- Locking pendulum to help prevent damage to internal components

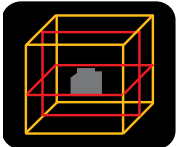
PRODUCT #	DESCRIPTION	RANGE	ACCURACY	WEIGHT
DW085K	5 Beam Laser Pointer	100'	+/- 3/32"	3.20 lbs



ROTARY LASER

- Horizontal self-leveling line for quick and easy set-up
- Enclosed leveling vial and protected head to help prevent damage to internal components
- Vertical mode for quick and easy vertical layout
- IP54 rating for water and debris resistance

PRODUCT #	DESCRIPTION	RANGE	ACCURACY	WEIGHT
DW074KD	Rotary Laser	1500' with Detector	+/- 1/4"	9.00 lbs
DW074KDT	Rotary Laser with Tripod	1500' with Detector	-	-

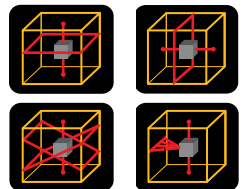


ROTARY LASER

- Fully automatic horizontal and vertical self-leveling laser with out-of-level shutoff eliminates user error, ensures accuracy, and reduces set-up time
- Private mode option eliminates remote control interference between multiple rotary lasers on the job site
- Manual single sloping mode allows the user to set grade $\pm 5^\circ$
- Multi-voltage adapter accepts DEWALT® batteries 9.6V - 18V
- Protected rotary head and weatherproof design deliver interior and exterior job site durability
- Bright, sharp, high power beam delivers maximum visibility, even over long distances
- Wireless (IR) remote control operated scan mode creates a "laser chalk line" between two points for an extremely bright beam over long distances
- Digital laser detector extends interior and exterior range to 1500'

PRODUCT #	DESCRIPTION	RANGE	ACCURACY	WEIGHT
DW079KD	Rotary Laser	1500' with Detector	+/- 1/8"	21.38 lbs
DW079KDT	Rotary Laser with Tripod	1500' with Detector	-	-
DW079KI	Interior Laser	200'	-	-

(1 hour charger, 18V XRP™ battery, Laser target card, Wall mount Wireless (IR) Remote Control, Laser Enhancement Glasses, Kit Box)



OPTICAL Levels

26X AUTO LEVEL

- Magnetically dampened compensator for easy set up with optimum range and accuracy
- 26x magnification for 300'+ range
- $\pm 1/32"$ per 100' accuracy
- 360° horizontal circle with precise measuring of horizontal angles
- Protected leveling vial for job site durability
- Heavy-duty leveling base fast and easy to set up and level
- Includes aluminum tripod with quick adjust legs and 8' aluminum grade rod (feet-inches-eighths)

PRODUCT #	DESCRIPTION	RANGE	ACCURACY	MAGNIFICATION	STADIA RATIO	HORIZONTAL CIRCLE TYPE	WEIGHT
DW096PK	Auto Level	300'	+/- 1/32"	26x	1:100	Continuous Drive	19.70 lbs



*Visible range varies depending on light conditions

OPTICAL Levels

20X TRANSIT LEVEL

- Transit capability allows user to determine vertical angles
- 20x magnification for 200' + range
- $\pm 1/4"$ per 100' accuracy
- 360° horizontal circle with vernier scale for precise measuring of horizontal angles
- Protected leveling vial for job site durability
- Heavy-duty leveling base for fast and easy set up and leveling
- Includes aluminum tripod with quick adjust legs and 8' aluminum grade rod (feet-inches-eighths)



PRODUCT #	DESCRIPTION	RANGE	ACCURACY	MAGNIFICATION	STADIA RATIO	HORIZONTAL CIRCLE TYPE	WEIGHT
DW092PK	Transit Level	200'	+/- 1/4"	20x	1:100	Continuous Drive	19.70 lbs

20X BUILDERS LEVEL

- 20x magnification for 200' + range
- $\pm 1/4"$ per 100' accuracy
- 360° horizontal circle with vernier scale for precise measuring of horizontal angles
- Protected leveling vial for job site durability
- Heavy-duty leveling base for fast and easy set up and leveling
- Includes aluminum tripod with quick adjust legs and 8' aluminum grade rod (feet-inches-eighths)

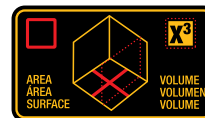


PRODUCT #	DESCRIPTION	RANGE	ACCURACY	MAGNIFICATION	STADIA RATIO	HORIZONTAL CIRCLE TYPE	WEIGHT
DW090PK	Builders Level	200'	+/- 1/4"	20x	1:100	Continuous Drive	19.70 lbs

LASER DISTANCE MEASURERS

LASER DISTANCE MEASURER

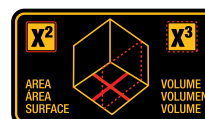
- Automatic area and volume calculations make job estimates quick and easy
- Additional triangular area function
- Integrated inclinometer for use as a digital level calculates continuous height and indirect horizontal distances
- Indirect height measurement uses Pythagoras to measure distances even when point A and/or point B is not accessible for linear measurement
- Memory unit stores last 20 measurements
- Multi-functional end piece folds at 90° for edge measurements, extends 180° for measurements from corners
- Large 3-line backlit display helps improve screen visibility in both dim and bright conditions
- Durable design with over-molded housing, 6 ft (2m) drop tested, and IP65 water/debris resistance



PRODUCT #	DESCRIPTION	RANGE	ACCURACY	WEIGHT
DW03101	Laser Distance Measurer	330'	+/- 1/32"	0.34 lbs

LASER DISTANCE MEASURER

- Automatic area and volume calculations make job estimates quick and easy
- Indirect height measurement uses Pythagoras to measure distances even when point A and/or point B is not accessible for linear measurement
- Memory unit stores last 5 measurements
- Large 2-line backlit display helps improve screen visibility in both dim and bright conditions
- Durable design with over-molded housing, 6 ft (2m) drop tested, and IP65 water/debris resistance



PRODUCT #	DESCRIPTION	RANGE	ACCURACY	WEIGHT
DW03050	Laser Distance Measurer	165'	+/- 1/16"	0.28 lbs

LASER LEVEL ACCESSORIES

LINE LASER DETECTOR

- Detects laser line beam indoors and out
- Works over distances or in bright conditions
- Extends the interior and exterior range of the line laser to 165', provides great coverage and distance
- Front and rear LCD displays for easy viewing
- Audible signal with adjustable volume control - high, low, mute
- Automatic shutoff turns off detector if inactive for 5 minutes, conserves battery life when not in use
- Features top mounted magnets allows for attachment ceiling track or steel studs
- Quick release clamp

PRODUCT #	COMPATIBILITY	RANGE	ACCURACY	WEIGHT
DW0892	DW088K, DW089K, DW0851, DW0811, DW0822	165'	+/- 1/8"	1.25 lbs



ROTARY LASER DETECTOR

- Consistent accuracy, near and far performs regardless of beam size
- Compatible with all rotary lasers extending the operating range of most lasers to over 1000'
- Front and rear LCD displays for easy viewing
- Audible signal with adjustable volume control - high, low, mute
- Automatic shutoff turns off detector if inactive for 5 minutes conserves battery life when not in use
- Heavy-duty clamp for job site durability

PRODUCT #	COMPATIBILITY	RANGE	ACCURACY	WEIGHT
DW0772	DW074, DW079	2000'	+/- 1/8"	1.25 lbs



CONSTRUCTION GRADE ROD

- Lightweight, durable aluminum construction
- 4 telescoping sections
- Scale on back side for quick overall height measurements

PRODUCT #	DESCRIPTION	LENGTH	MARKINGS	WEIGHT
DW0734	Construction Grade Rod	13'	ft/in/8ths	4.00 lbs



LASER ENHANCEMENT GLASSES

- Laser enhancement glasses increase visibility of red beam lasers
- Provide additional assistance with outdoor and long distance alignment

PRODUCT #	DESCRIPTION	WEIGHT
DW0714	Laser Enhancement Glasses	0.51 lbs



LASER TARGET CARD

- Aids in locating the laser by enhancing the visibility of the beam
- Magnetic base for attaching to ceiling grid or steel studs

PRODUCT #	DESCRIPTION	WEIGHT
DW0730	Laser Target Card	0.08 lbs



LASER LEVEL ACCESSORIES

1/4" MOUNTING POLE

- Robust platform, locking mechanism and sections for job site durability
- 360° mounting platform rotation for easy laser positioning after pole is set
- Compatible with all with 1/4" thread – lasers

PRODUCT #	DESCRIPTION	HEIGHT (OPENED)	HEIGHT (CLOSED)	WEIGHT
DW0882	Laser Pole	11'	30" (folded)	4.41 lbs



1/4" TRIPOD

- 1/4" x 20 mounting threads
- Quick release legs for fast set up
- Compatible with products with 1/4" thread – lasers and LDMs

PRODUCT #	DESCRIPTION	HEIGHT (OPENED)	HEIGHT (CLOSED)	WEIGHT
DW0881	1/4" Tripod (carrying case included)	69"	27"	2.21 lbs



HEAVY-DUTY TRIPOD

- Industry standard 5/8" x 11 mounting threads, flat head design
- Quick release legs for fast and easy set up
- Lightweight, durable aluminum construction
- Pointed steel feet are stable on any terrain
- Built-in strap for easy transport

PRODUCT #	DESCRIPTION	HEIGHT (OPENED)	HEIGHT (CLOSED)	WEIGHT
DW0736	Heavy Duty Tripod (carrying case not included)	68"	42"	12.00 lbs



HEAVY-DUTY TRIPOD






- Industry standard 5/8" x 11 mounting threads, flat head design
- Quick release legs for fast and easy set up
- Lightweight, durable aluminum construction
- Pointed steel feet stable on any terrain
- Built-in strap for easy transport

PRODUCT #	DESCRIPTION	HEIGHT (OPENED)	HEIGHT (CLOSED)	WEIGHT
DW0737	Heavy Duty Tripod (carrying case not included)	60"	38"	8.65 lbs





Laser Levels Specifications




LINE AND SPOT LASERS

							
SPECIFICATIONS							
Model #	DW0822	DW0851	DW0811	DW088K	DW089K	DW083K	DW085K
Power Supply	3 AA batteries	3 AA batteries	3 AA batteries	3 AA batteries	4 AA batteries	4 AA batteries	4 AA batteries
Leveling Type	Self-Leveling	Self-Leveling	Self-Leveling	Self-Leveling	Self-Leveling	Self-Leveling	Self-Leveling
Self-Leveling Range	±4°	±4°	±4°	±4°	±4°	±4°	±4°
Accuracy	1/8 in.	1/8 in.	5/32 in.	1/8 in.	1/8 in.	3/32 in.	3/32 in.
IP Rating	IP54	IP54	IP54	IP54	IP54	IP54	IP54
Range with Detector	165 ft.	165 ft.	165 ft.	165 ft.	165 ft.	-	-
Laser Class	II	II	I	II	II	II	II
Number of Spots	2	5	-	-	-	3	5
Number of Line Lasers	2	1	2 *	2	3	-	-
Includes	3 AA batteries, kit box	3 AA batteries, kit box	3 AA batteries, kit box, vertical adjustable base	3 AA batteries, kit box, acoustic ceiling mount	4 AA batteries, kit box, ceiling mount	4 AA batteries, kit box	4 AA batteries, kit box

ROTARY LASERS

		
SPECIFICATIONS		
Model #	DW074KD	DW079KD
Power Supply	2 D batteries	9.6V-18V DEWALT [®] batteries
Leveling Type	Self-Leveling	Self-Leveling
Self-Leveling Range	±5°	±5°
Accuracy per 100 ft.	1/4 in.	1/8 in.
IP Rating	IP54	IP54
Rotation Speed	0, 60, & 600 RPM	0, 60, 250, & 600 RPM
Visible	200 ft.	200 ft.
Range with Detector	1500 ft.	1500 ft.
Laser Class	IIIa	IIIa
Includes	DW0742 detector and clamp, target card, DW0740 wall mount, DW0737 tripod, DW0748 8' grade rod, (2) D Alkaline batteries, (1) 9V battery, laser bag	1 hour charger, 18V battery, digital laser detector, wall mount, wireless (IR) remote control, laser target card, laser enhancement glasses, kit box, construction tripod - DW0736

OPTICS

			
SPECIFICATIONS			
Model #	DW096PK	DW092PK	DW090PK
Leveling Type	Self-Leveling	Manual	Manual
Accuracy per 100 ft.	1/32 in.	1/4 in.	1/4 in.
IP Rating	IP54	IP54	IP54
Range	300 ft.	200 ft.	200 ft.
Magnification	26x	20x	20x
Stadia Ratio	1:100	1:100	1:100
Horizontal Circle Type	Continuous Drive	Continuous Drive	Continuous Drive
Includes	Aluminum tripod w/ quick adjust legs, 8' aluminum grade rod (feet-inches-eighths)	Aluminum tripod w/ quick adjust legs, 8' aluminum grade rod (feet-inches-eighths)	Aluminum tripod w/ quick adjust legs, 8' aluminum grade rod (feet-inches-eighths)



SCREWDRIVERS


VINYL GRIP SCREWDRIVERS

- Color-coded handle with tip ID for easy selection
- Cold-formed black oxide tip for precise fit in fasteners
- Chrome-plated bar for corrosion resistance
- Comfortable vinyl grip handles

PRODUCT #	TIP STYLES	TIP SIZE	BAR LENGTH	BOLSTER	WEIGHT
DWHT66368	Standard Stubby	1/4"	1-1/2"	No	0.14 lbs
DWHT66369	Phillips Stubby	2 pt	1-1/2"	No	0.14 lbs
DWHT66382	Standard	3/16"	3"	Yes	0.19 lbs
DWHT66383	Standard	1/4"	4"	Yes	0.28 lbs
DWHT66384	Standard	5/16"	6"	Yes	0.41 lbs
DWHT66387	Standard	3/8"	8"	Yes	0.63 lbs
DWHT66389	Cabinet	3/16"	3"	No	0.18 lbs
DWHT66391	Cabinet	3/16"	3"	No	0.21 lbs
DWHT66393	Cabinet	3/16"	8"	No	0.22 lbs
DWHT66396	Phillips	1 pt	3"	No	0.19 lbs
DWHT66397	Phillips	2 pt	4"	No	0.28 lbs
DWHT66399	Phillips	3 pt	6"	No	0.40 lbs
DWHT66403	Square	1/4"	4"	Yes (w/ Square Bar)	0.31 lbs
DWHT66406	Square	5/16"	6"	Yes (w/ Square Bar)	0.45 lbs
DWHT66407	Square	3/8"	8"	Yes (w/ Square Bar)	0.69 lbs
DWHT66419	Square	1 pt	4"	No	0.20 lbs
DWHT66422	Square	2 pt	5"	No	0.24 lbs
DWHT66423	Square	3 pt	5"	No	0.24 lbs

Vinyl Grip Screwdriver Sets

DWHT66416	4 Screwdrivers	Standard	1/4"	4"	Yes	1.01 lbs
		Phillips	2 pt	4"	No	
		Square	1 pt, 2 pt	4", 5"	No	
DWHT66496	6 Screwdrivers	Standard	1/4", 5/16"	4", 6"	Yes	1.90 lbs
		Cabinet	3/16"	6"	No	
		Phillips	1 pt, 2 pt, 3 pt	3", 4", 6"	No	
DWHT66409	8 Screwdrivers 1 Tool Roll	Standard	1/4", 1/4", 5/16"	1-1/2", 4", 6"	Yes	2.83 lbs
		Cabinet	3/16"	6"	No	
		Phillips	1 pt, 2 pt, 2 pt, 3 pt	3", 1-1/2", 4", 6"	No	



DEMO DRIVERS

- Steel core transfers force directly from strike cap to tip
- Shatter-resistant cellulose acetate handle tested under heavy load and extreme temperature
- Color-coded handle for easy selection from tool pouch

PRODUCT #	# OF PIECES IN SET	TIP STYLES	TIP SIZE	BAR LENGTH	WEIGHT
DWHT67530	2	Standard	5/16"	5-1/8"	0.92 lbs
		Phillips	2 pt	5-1/8"	



RATCHETING SCREWDRIVER

- Internal bit storage holds up to 12 bits
- Heavy-duty ratchet mechanism for high torque applications
- Removable bar can also be used in power drills

PRODUCT #	# OF PIECES IN SET	BIT STYLES INCLUDED	WEIGHT
DWHT69233	12 Bits	Standard - 3/16", 1/4", 5/16"	0.72 lbs
	1 Driver	Phillips - 1 pt, 2 pt, 3 pt Square - 1 pt, 2 pt, 3 pt Star - S10, S15, S25	



SCREWDRIVERS



SCREWDRIVER SETS

- Magnetic tip holds screw securely
- Color-coded handle for easy selection
- Bi-material quad-lobe handle for torque and comfort
- Precision sand-blasted tip for excellent fit in fasteners

PRODUCT #	# OF PIECES IN SET	TIP STYLES	TIP SIZE	BAR LENGTH	WEIGHT
DWHT62512	4	Standard Cabinet Phillips	1/4" 3/16" 1 pt, 2 pt	4" 4" 3", 4"	0.88 lbs
DWHT62513	10	Standard Cabinet Phillips	1/8", 1/4", 1/4", 3/16" 3/16" 0 pt, 2 pt, 1 pt, 2 pt, 2 pt	3", 1-3/4", 4", 4" 6" 2-1/4", 1-3/4", 3", 4", 6"	1.63 lbs

VINYL GRIP INSULATED SCREWDRIVER SET

- 1,000V rated, 10,000V tested
- Space saving multi-blade design with quick-release mechanism for secure and easy blade change
- Pouch included for easy organization



PRODUCT #	# OF PIECES IN SET	TIP STYLE	TIP SIZE	WEIGHT
DWHT66417	8 Bars 1 Full Size Handle 1 Precision Handle 1 Tool Pouch	Standard Phillips Square	1/8", 3/16", 1/4" 0 pt, 1 pt, 2 pt 1 pt, 2 pt	1.01 lbs

Staplers & Staples

4-IN-1 MULTI-TACKER

- 4 Tools in 1, uses heavy duty, light duty, round crown cable staples, and 18 gauge brads
- High/Low power switch makes every stapling task easy
- Stapler conveniently hangs from belts and pockets with reversible belt clip

PRODUCT #	FASTENER TYPE	FASTENER LENGTH	WEIGHT
DWHTTR410	Heavy Duty Staples Light Duty Staples Round Crown Staples 18 Gauge Brads	1/4" - 9/16" 1/4" - 3/8" 3/8" - 9/16" 1/2" - 5/8"	1.40 lbs



2-IN-1 STAPLE & BRAD TACKER

- Easy squeeze technology helps reduce actuation force
- Uses DEWALT heavy-duty DWHTTA700 series up to 9/16" and 18 gauge brads up to 5/8"

PRODUCT #	FASTENER TYPE	FASTENER LENGTH	WEIGHT
DWHTTR350	Heavy Duty Staples 18 Gauge Brads	1/4" - 9/16" 1/2" - 5/8"	2.00 lbs



Staplers & Staples

COMPACT GRIP HEAVY DUTY STAPLER

- Easy squeeze handle has 30% lower angle than the DEWALT DWHTTR350
- Drive staples accurately around cable and wire with the pinpoint staple guide
- Stapler conveniently hangs from belts and pockets with reversible belt clip

PRODUCT #	FASTENER TYPE	FASTENER LENGTH	WEIGHT
DWHTTR130LH	Heavy Duty Staples	1/4" - 1/2"	1.40 lbs



HEAVY DUTY HAMMER TACKER

- Lightweight die-cast aluminum housing design for durability
- Uses DEWALT heavy-duty staples series DWHTTA700

PRODUCT #	FASTENER TYPE	FASTENER LENGTH	WEIGHT
DWHTTA450	Heavy Duty Staples	5/16"-1/2"	2.50 lbs



CONTRACTOR PACK STAPLES

- Compatible with most heavy-duty tackers
- DEWALT heavy-duty staples 5,000 pieces per reusable plastic case
- Durable plastic storage box helps prevent rusting and stick breakage

PRODUCT #	LENGTH	PACK SIZE
DWHTTA7045	1/4" (6 mm)	5,000 pcs
DWHTTA7055	5/16" (8 mm)	5,000 pcs
DWHTTA7065	3/8" (10 mm)	5,000 pcs
DWHTTA7085	1/2" (12 mm)	5,000 pcs



GLUE GUN & RIVETER

HEAVY-DUTY SWIVEL HEAD RIVETER

- 360° swivel head allows use of tool in any direction, including overhead
- Cast aluminum housing is durable, yet lightweight
- Soft rubber grips are comfortable and prevent slipping during use

PRODUCT #	FASTENER TYPE	FASTENER DIAMETER	WEIGHT
DWHTMR77C	Aluminum and Steel Blind Rivets	3/32", 1/8", 5/32", 3/16"	1.70 lbs



RAPID HEAT CERAMIC GLUE GUN

- Ready to glue 50% faster with efficient ceramic heating element*
- High-output design applies over 50 glue sticks per hour**
- Sturdy fold-out stand and rubber base help prevent mishaps

PRODUCT #	HEATING ELEMENT TYPE	GLUE STICK SIZE	CERTIFICATIONS
DWHTGR50	Ceramic	0.45" Diameter	UL Listed

*To operating temperature of the glue gun versus leading competitor

**Tool outputs on average 50 all-purpose 4" sticks of glue per hour



Cutting Tools

FOLDING RETRACTABLE KNIFE

- Retractable blade offers variable cut depth
- Rapid load blade changing system for quick and easy blade change
- Folding feature for quick and easy one-handed opening/closing



PRODUCT #	BLADE STORAGE	RETRACTABLE BLADE	HANDLE LENGTH	WEIGHT
DWHT10035	Yes	Yes	6-1/4"	0.34 lbs

AUTOLOAD FOLDING KNIFE

- Automatically loads a new blade
- Quick and easy blade loading – intuitively functions as a regular folding knife
- Accepts all standard utility blades – does not require special blade packs



PRODUCT #	BLADE STORAGE	RETRACTABLE BLADE	HANDLE LENGTH	WEIGHT
DWHT10261	Yes	Yes	6-3/4"	0.38 lbs

RETRACTABLE KNIFE

- Blade storage in handle for convenient access to new blades
- Rapid load blade changing system for quick and easy blade change
- Rugged metal body for exceptional durability and life



PRODUCT #	BLADE STORAGE	RETRACTABLE BLADE	HANDLE LENGTH	WEIGHT
DWHT10046	Yes	Yes	6-3/4"	0.42 lbs

FIXED BLADE KNIFE

- Easy, tool free open for quick blade change
- Slim nose for accurate cuts
- Rugged metal body for exceptional durability and life



PRODUCT #	BLADE STORAGE	HANDLE LENGTH	WEIGHT
DWHT10246	Yes	6"	0.35 lbs

FOLDING POCKET KNIFE

- Stainless steel blade with serrated and straight edges
- Tanto tip for piercing tough material
- Thumb stud for easy opening
- Liner lock secures blade in open position
- Designed for heavy duty use



PRODUCT #	BLADE LENGTH	HANDLE LENGTH	WEIGHT
DWHT10272	3-1/2"	4-1/2"	0.29 lbs

SNAP OFF KNIVES

- Integrated blade snapper makes snapping off used segments convenient and easy
- All metal body is heavy-duty and rust resistant
- Auto-locking blade slider for hassle free blade adjustments



PRODUCT #	BLADE SIZE	CUTTING POINTS	AUTO-LOCKING SLIDE	HANDLE LENGTH	WEIGHT
DWHT10037	9 mm	13	Yes	4-1/4"	0.14 lbs
DWHT10038	18 mm	8	Yes	6"	0.30 lbs
DWHT11726	25 mm	7	Yes	8"	0.46 lbs

Cutting Tools

CARBIDE UTILITY BLADES

- Laser deposited carbide lines the blade edge, allowing the rest of blade to remain flexible
- Induction hardened cutting edges last 75% longer than traditional single material blades
- Special grind angles make blade's cutting edge 35% sharper than traditional single material blades

PRODUCT #	BLADE COUNT	BLADE LENGTH
DWHT11131	5 pk	2-1/2"
DWHT11131L	50 pk	2-1/2"



DRYWALL UTILITY BLADES

- Engineered edge to cut abrasive drywall materials
- S3 technology double hardens blade edge for long life
- DRYWALL call-out is laser etched on blades to help prevent mixing with standard blades

PRODUCT #	BLADE COUNT	BLADE LENGTH
DWHT11133	5 pk	2-1/2"
DWHT11133L	50 pk	2-1/2"



ROOFING HOOK BLADES

- Engineered edge to withstand cutting roofing materials
- Cuts roofing shingles, felt paper, Tyvek®, foam board, insulation
- ROOF call-out is laser etched on blades to help prevent mixing with standard blades

PRODUCT #	BLADE COUNT	BLADE LENGTH
DWHT11134	5 pk	2-1/2"

Tyvek is a registered trademark of DuPont



HEAVY DUTY UTILITY BLADES

- Grinding geometry provides an edge that is 35% sharper for accurate and precise cuts*
- Specially heat-treated blades are 20% stronger for exceptional durability*
- Induction hardened cutting edge gives 75% longer blade life for fewer blade changes*

PRODUCT #	BLADE COUNT	BLADE LENGTH
DWHT11004	75 pk	2-1/2"

**Compared to traditional single material blades*



SNAP-OFF BLADES

- Snap-off design for easy blade changes
- Ideal for a variety of cutting applications

PRODUCT #	BLADE COUNT	BLADE LENGTH	CUTTING POINTS
DWHT11709	3 pk	9 mm	13
DWHT11719	3 pk	18 mm	8
DWHT11134	3 pk	25 mm	7

Cutting Tools



5-IN-1 HACKSAW

- High tension hacksaw securely holds the blade up to 330 lbs
- Converts to low profile hacksaw for tight spaces, and long reach hacksaw for hard-to-reach places
- Front handle converts to pistol grip jab saw

PRODUCT #	5 FUNCTIONS	BLADE TYPE	BLADE STORAGE	THROAT DEPTH	WEIGHT
DWHT20547L	Standard High Tension Hacksaw 45° Blade Placement Low Profile Hacksaw Long Reach Hacksaw Pistol Grip Jab Saw	Bi-metal Hacksaw Blade – 12" Recip Saw Blade - 6"	Yes	4-3/4"	1.29 lbs

HACKSAW BLADES

- Best initial sharpness in the market*
- Bi-metal construction combines flexibility from carbon steel and cutting performance from high speed steel
- Cuts most metals including unhardened tool steel and stainless steel

PRODUCT #	BLADE COUNT	BLADE LENGTH	TEETH PER INCH
DWHT20548	2 pk	10"	18
DWHT20549	2 pk	10"	24
DWHT20550	2 pk	10"	32
DWHT20551	2 pk	12"	18
DWHT20552	2 pk	12"	24
DWHT20553	2 pk	12"	32
DWHT20555	3 pk	10"	18, 24 and 32
DWHT20558	3 pk	12"	18, 24 and 32
DWHT20566	10 pk	12"	18
DWHT20567	10 pk	12"	24
DWHT20568	10 pk	12"	32



*Compared to leading competitors

MULTI-PURPOSE SAW

- Works with most standard hacksaw and reciprocating saw blades for wood / metal cutting
- Quick blade change with tension nut
- Ergonomic, bi-material handle for extra comfort and control

PRODUCT #	BLADE TYPE	BLADE LENGTH	POINTS PER INCH	TEETH PER INCH	HANDLE LENGTH	WEIGHT
DWHT20542	Hacksaw Reciprocal	10" 6"	25 8	24 7	5"	0.32 lbs



STANDARD JAB SAW

- Aggressive tooth design cuts up to 50% faster than traditional tooth designs
- Ideal for use on drywall, plastic and other building materials
- Ergonomic, slip resistant grip

PRODUCT #	BLADE LENGTH	POINTS PER INCH	TEETH PER INCH	HANDLE LENGTH	WEIGHT
DWHT20540	6"	9	8	5-1/2"	0.35 lbs



2-IN-1 FOLDING JAB SAW AND RASP

- 2-in-1 design for convenience, cut drywall and plane edges with one tool
- Jab saw has triple ground teeth for fast cutting
- Steel rasp for material removal

PRODUCT #	BLADE LENGTH	POINTS PER INCH	TEETH PER INCH	HANDLE LENGTH	WEIGHT
DWHT20123	Jab-5-1/4", Rasp-4"	9	8	6-1/2"	0.49 lbs



Cutting Tools



PANEL SAWS

- Three-sided tooth cuts up to 50% faster than traditional handsaws
- Induction-hardened teeth stay sharp for long life
- ToughCoat™ long-lasting, low-friction coating for less drag

PRODUCT #	BLADE LENGTH	POINTS PER INCH	TEETH PER INCH	WEIGHT
DWHT20544L	15"	9	8	1.30 lbs
DWHT20545L	20"	9	8	1.50 lbs

FLUSH CUT SAW

- Flexible blade creates perfect flush cuts
- 23-point tooth geometry cuts quickly and cleanly on the pull stroke
- Double-sided blade for making inside cuts from the left or right



PRODUCT #	BLADE LENGTH	POINTS PER INCH	TEETH PER INCH	HANDLE LENGTH	WEIGHT
DWHT20541	5"	24	23	5"	0.34 lbs

SINGLE EDGE PULL SAW

- Flexible blade for easy flush cuts
- Fine finish teeth for precise cuts
- Ideal for cutting dowels, drywall, limbs, branches, shims, trim, and molding



PRODUCT #	BLADE LENGTH	POINTS PER INCH	TEETH PER INCH	HANDLE LENGTH	WEIGHT
DWHT20215	9"	15	14	10"	0.66 lbs

DOUBLE EDGE PULL SAW

- Flexible blade for easy flush cuts
- Fine finish teeth on one side for precise cuts
- Coarse teeth on one side for cutting rough materials
- Ideal for cutting dowels, drywall, shims, trim, framing, molding, and cross cutting



PRODUCT #	BLADE LENGTH	POINTS PER INCH	TEETH PER INCH	HANDLE LENGTH	WEIGHT
DWHT20216	5"	Fine 15 Coarse 8	Fine 14 Coarse 7	10"	0.66 lbs

FLUSH CUT REVERSING BACKSAW

- Reversing blade with push button for left or right handed cutting
- Offset handle for flush cuts and to help protect knuckles
- Induction hardened teeth for long life



PRODUCT #	BLADE LENGTH	POINTS PER INCH	TEETH PER INCH	HANDLE LENGTH	WEIGHT
DWHT20000	10"	15	14	5"	0.64 lbs

Multi tools

MT8 MULTI-TOOL

- Compact, lightweight design is perfect for keychains and every day carry
- Easy open tools save time and frustration
- Soft grip panels provide added comfort

PRODUCT #	TOOLS INCLUDED	WEIGHT
DWHT71842	Bottle Opener, Medium Screwdriver, File, Nail Cleaner, Nail File, Key ring Hole, Scissors, Knife Blade	0.17 lbs



MT16 MULTI-TOOL

- Guaranteed Tough® – Durable construction withstands extreme job site usage
- Tools are accessible from the closed position, saving time and hassle
- Soft grip panels provide added comfort
- Stainless steel tools for longer life and rust resistance

PRODUCT #	TOOLS INCLUDED	WEIGHT
DWHT71843	Spring Loaded Needle Nose Pliers, Spring Loaded Regular Pliers, Spring Loaded Wire Cutter, Regular Knife, Blade, Serrated Knife Blade, Scissors, Wood/Metal File, Wire Stripper, Phillips Screwdriver, Small Screwdriver, Medium Screwdriver, Large, Screwdriver, Fold Out Carabiner/Lanyard Hole, Ruler, Bottle Opener, Can Opener	0.45 lbs



Clamps

SMALL BAR CLAMP

- One-handed operation
- Screw release allows for easy conversion to a spreader
- Tough reinforced nylon body
- Removable jaw pads protect work surfaces

PRODUCT #	# CLAMPS INCLUDED	CLAMPING FORCE	THROAT DEPTH	WEIGHT
DWHT83191	4" Clamps	35 lbs	1-1/2"	0.11 lbs



MEDIUM BAR CLAMPS

- One-handed operation
- Tough reinforced nylon body
- Removable jaw pads protect work surfaces

PRODUCT #	# CLAMPS INCLUDED	CLAMPING FORCE	THROAT DEPTH	WEIGHT
DWHT83139	6" Clamp	100 lbs	2-7/16"	0.75 lbs
DWHT83140	12" Clamp	100 lbs	2-7/16"	0.90 lbs



LARGE BAR CLAMPS

- One-handed operation
- Quick change button allows for easy conversion to a spreader
- Tough reinforced nylon body
- Removable jaw pads protect work surfaces

PRODUCT #	# CLAMPS INCLUDED	CLAMPING FORCE	THROAT DEPTH	WEIGHT
DWHT83192	6" Clamp	300 lbs	3-1/4"	1.07 lbs
DWHT83193	12" Clamp	300 lbs	3-1/4"	1.26 lbs
DWHT83194	24" Clamp	300 lbs	3-1/4"	1.63 lbs
DWHT83195	36" Clamp	300 lbs	3-1/4"	2.00 lbs



EXTRA LARGE BAR CLAMPS

- One-handed operation
- Quick change button allows for easy conversion to a spreader
- Tough reinforced nylon body
- Full face removable jaw pads protect work surface

PRODUCT #	# CLAMPS INCLUDED	CLAMPING FORCE	THROAT DEPTH	WEIGHT
DWHT83185	12" Clamp	600 lbs	3-3/4"	2.55 lbs
DWHT83186	24" Clamp	600 lbs	3-3/4"	3.21 lbs
DWHT83187	36" Clamp	600 lbs	3-3/4"	3.86 lbs
DWHT83188	50" Clamp	600 lbs	3-3/4"	4.62 lbs



Wood Chisels

SIDE STRIKE CHISELS

- Cutting edge on side of blade for demolition work also allows the chisel to double as a scraper
- Steel strike cap and large side strike surface for durability
- Serrated cutting edge



PRODUCT #	HANDLE MATERIAL	HANDLE LENGTH	CHISEL TIP STYLE	BLADE WIDTH	WEIGHT
DWHT16065	Bi-Material	5-1/4"	Wood/Side Strike	1"	0.74 lbs
DWHT16148	Bi-Material	5-1/4"	Wood/Side Strike	3/4", 1" & 1-1/4"	2.06 lbs

WOOD CHISEL SET

- Hardened, tempered chrome carbon-steel blade for edge retention
- Hardened strike cap for durability
- Blade lacquered for corrosion protection



PRODUCT #	HANDLE MATERIAL	HANDLE LENGTH	CHISEL TIP STYLE	MALLET REQUIRED	WEIGHT
DWHT16063	Bi-Material	5"	Wood Chisel	Yes	1.78 lbs

Hammers

ONE PIECE STEEL HAMMERS

- Optimal weight distribution for more controlled swing
- Side nail puller for efficient nail pulling
- Oval shaped strike face for easy toe nailing
- Magnetic nail starter (Framer only)



PRODUCT #	HANDLE MATERIAL	HANDLE LENGTH	FACE DIAMETER	HEAD WEIGHT	FACE STYLE	HANDLE STYLE	WEIGHT
DWHT51048	Steel	7-1/2"	1-3/8" x 1-1/4"	16 oz	Smooth	Straight	1.5 lbs
DWHT51054	Steel	7-1/2"	1-3/8" x 1-1/4"	20 oz	Smooth	Straight	1.75 lbs
DWHT51064	Steel	8-1/4"	1-3/8"	22 oz	Checkered	Straight	2.0 lbs

MIG WELD HAMMERS

- MIG weld all steel design for durability and long life
- Lightweight for fast swing and reduced fatigue**
- Magnetic nail starter for easy one handed nail placement



PRODUCT #	HANDLE MATERIAL	HANDLE LENGTH	FACE DIAMETER	HEAD WEIGHT	FACE STYLE	HANDLE STYLE	WEIGHT
DWHT51135X	Steel	14"	2"	12 oz	Smooth	Straight	1.53 lbs
DWHT51138X	Steel	16"	2"	14 oz	Checkered	Straight	1.83 lbs
DWHT51145X	Steel	16"	2"	14 oz	Smooth	Straight	1.83 lbs

HICKORY HANDLE FRAMING HAMMERS

- Lightweight for fast swing and reduced fatigue**
- Genuine hickory handle for durability and long life
- Available with smooth or checkered face



PRODUCT #	HANDLE MATERIAL	HANDLE LENGTH	FACE DIAMETER	HEAD WEIGHT	FACE STYLE	HANDLE STYLE	WEIGHT
DWHT51411	Hickory	16"	2"	17 oz	Smooth	Axe	1.88 lbs
DWHT51418	Hickory	16"	2"	17 oz	Checkered	Axe	1.88 lbs

** Versus one piece steel framing hammers

Nail Sets

BI-MATERIAL NAIL SETS

- Bi-material grip for comfort and shock absorption
- Flared grip helps to protect hand against glancing blows
- Solid steel core for direct energy transfer
- Color coded by tip size for easy identification

PRODUCT #	HANDLE MATERIAL	TIP SIZE	WEIGHT
DWHT58018	Bi-Material	1/32", 2/32" & 3/32"	0.37 lbs
DWHT58019	Bi-Material	1/32"	0.13 lbs



NAIL SET

- Interchangeable tip for convenience (includes 1/32", 2/32", 3/32", & 2 pt Phillips tips)
- Hexagonal head prevents rolling and can be used as a standard drill chuck – nail set doubles as drill extension
- Knurled locking collar for easy nail release and reversal - accepts standard screwdriver bits for versatility

PRODUCT #	HANDLE MATERIAL	TIP SIZE	WEIGHT
DWHT58503	Comfort Grip	1/32", 2/32", 3/32", & 2 pt Phillips	0.80 lbs



Pry Bars

SPRING STEEL FLAT BARS

- Spring steel for strength and durability
- Extra wide prying end for leverage and pry surface
- Pointed beveled end for penetration and nail pulling

PRODUCT #	BAR LENGTH	NUMBER OF NAIL SLOTS	WEIGHT
DWHT55518	12"	3	1.24 lbs
DWHT55528	21"	3	2.17 lbs



WRECKING BARS

- Rounded 90° prying end for leverage and prying
- Multiple nail pullers for flexibility and nail removal
- Pointed beveled end for penetration and nail pulling

PRODUCT #	BAR LENGTH	NUMBER OF NAIL SLOTS	WEIGHT
DWHT55129	24"	3	4.20 lbs
DWHT55131	36"	3	6.50 lbs
DWHT55132	42"	2	7.20 lbs



10" CLAW BAR

- Nail digger exposes the head of a flush nail
- Extra wide strike surface helps user accurately strike the bar
- I-beam shaft provides strength without adding weight

PRODUCT #	BAR LENGTH	NUMBER OF NAIL SLOTS	WEIGHT
DWHT55524	10"	2	0.82 lbs



10" MOLDING BAR

- Extra wide head 40% wider than standard molding bars
- Extra wide strike surface and flat prying end helps user accurately strike the bar
- I-beam shaft provides strength without adding weight


PRODUCT #	BAR LENGTH	NUMBER OF NAIL SLOTS	WEIGHT
DWHT55529	10"	2	0.70 lbs



Pliers

FENCING PLIERS

- Hammer strike face
- Staple starter and puller
- Wire stretcher and splicer



PRODUCT #	GRIP MATERIAL	HANDLE LENGTH	JAW CAPACITY	JAW TIP SIZE	WEIGHT
DWHT70273	Bi-Material Cushion Handle	9-1/4"	1-1/2"	1"	1.64 lbs

CRIMPING PLIERS

- Crimps 10 to 22 AWG terminals and connectors
- Chrome vanadium steel forged pliers for strength and durability
- Bi-material cushion handle for strong grip and comfort



PRODUCT #	GRIP MATERIAL	HANDLE LENGTH	JAW CAPACITY	JAW TIP SIZE	WEIGHT
DWHT70272	Bi-Material Cushion Handle	9-1/2"	1"	0.50"	0.71 lbs

DIAGONAL PLIERS

- Forged chrome vanadium steel for strength and durability
- GripArmor™ helps prevent grips from tearing and provides long life
- Induction hardening helps blades stay sharp



PRODUCT #	LENGTH	GRIP MATERIAL	HANDLE LENGTH	JAW CAPACITY	JAW TIP SIZE	WEIGHT
DWHT71011	6-1/2"	Polyvinyl Chloride	3-1/2"	15/16"	0.13"	0.45 lbs
DWHT70815	6"	Polyvinyl Chloride	4"	3/4"	0.06"	0.40 lbs
DWHT70793	7"	Polyvinyl Chloride	4"	3/4"	0.06"	0.56 lbs
DWHT70794	8"	Polyvinyl Chloride	4-1/2"	1"	0.13"	0.70 lbs
DWHT70795	10"	Polyvinyl Chloride	6"	1-1/4"	0.13"	0.93 lbs



LINESMAN PLIERS

- Forged chrome vanadium steel for strength and durability
- GripArmor™ helps prevent grips from tearing and provides long life
- Induction hardening helps blades stay sharp




PRODUCT #	LENGTH	GRIP MATERIAL	HANDLE LENGTH	JAW CAPACITY	JAW TIP SIZE	WEIGHT
DWHT70796	7"	Polyvinyl Chloride	4-1/2"	1"	0.13"	0.65 lbs
DWHT70798	8"	Polyvinyl Chloride	5-1/2"	1-3/4"	0.56"	1.19 lbs
DWHT70797	9"	Polyvinyl Chloride	5-1/2"	1-3/4"	0.56"	1.19 lbs



LONG NOSE PLIERS


- Forged chrome vanadium steel for strength and durability
- GripArmor™ helps prevent grips from tearing and provides long life
- Induction hardening helps blades stay sharp



PRODUCT #	LENGTH	GRIP MATERIAL	HANDLE LENGTH	JAW CAPACITY	JAW TIP SIZE	WEIGHT
DWHT70799	6"	Polyvinyl Chloride	3"	1-3/4"	0.06"	0.36 lbs
DWHT70800	8"	Polyvinyl Chloride	5"	2"	0.06"	0.70 lbs

END NIPPERS

- Forged chrome vanadium steel for strength and durability
- GripArmor™ helps prevent grips from tearing and provides long life
- Precision machined jaws for gripping and twisting



PRODUCT #	LENGTH	GRIP MATERIAL	HANDLE LENGTH	JAW CAPACITY	JAW TIP SIZE	WEIGHT
DWHT70801	6-1/2"	Polyvinyl Chloride	5"	2"	0.06"	0.70 lbs
DWHT70802	8"	Polyvinyl Chloride	5"	5/8"	1.13"	0.79 lbs
DWHT70803	10"	Polyvinyl Chloride	5-1/2"	1"	1.25"	1.23 lbs

Pliers

SLIP JOINT PLIERS

- Forged chrome vanadium steel for strength and durability
- GripArmor™ helps prevent grips from tearing and provides long life
- Precision machined jaws for gripping and twisting



PRODUCT #	LENGTH	GRIP MATERIAL	HANDLE LENGTH	JAW CAPACITY	JAW TIP SIZE	WEIGHT
DWHT71924	6"	Polyvinyl Chloride	3-3/4"	2-1/4"	0.25"	0.44 lbs
DWHT71925	8"	Polyvinyl Chloride	4-11/29"	3-11/29"	0.31"	0.56 lbs

REBAR PLIERS

- Forged chrome vanadium steel for strength and durability
- GripArmor™ helps prevent grips from tearing and provides long life
- 135° bent handle for additional pulling leverage
- Precision induction hardened jaws and blades



PRODUCT #	DESCRIPTION	GRIP MATERIAL	HANDLE LENGTH	JAW CAPACITY	JAW TIP SIZE	WEIGHT
DWHT84818	Light-Duty	Polyvinyl Chloride (PVC)	6"	1"	0.25"	0.81 lbs
DWHT84720	Heavy-Duty	Polyvinyl Chloride (PVC)	6"	47/50"	0.25"	1.20 lbs

Wrenches

WRENCHES

- Improved strength due to increased engagement on teeth and worm gear**
- ToughCoat™ finish helps to prevent chipping
- Jaw movement engineered to facilitate minimal jaw movement between jaws for precise adjustments**



PRODUCT #	DESCRIPTION	MAXIMUM OPENING	LENGTH	WEIGHT
DWHT70289	Black Phosphate Adjustable 6"	0.88"	6"	0.32 lbs
DWHT70290	Black Phosphate Adjustable 8"	1.25"	8"	0.25 lbs
DWHT70291	Black Phosphate Adjustable 10"	1.38"	10"	1.50 lbs
DWHT70292	Black Phosphate Adjustable 12"	1.63"	12"	1.38 lbs
DWHT70293	Black Phosphate Adjustable 15"	1.75"	15"	3.66 lbs
DWHT70295	16" Spud Wrench	1.62"	9-1/2"	10.25 lbs

Wrench Set

DWHT70294	Black Phosphate Adjustable 2 pack (Includes: DWHT70289, DWHT70291)			1.82 lbs
-----------	--	--	--	----------

** Versus leading competitor

Hex Keys

FOLDING LOCKING HEX KEYS

- Push-button locking feature locks in 3 positions at 90°, 135° and 180°
- Durable steel side plate for high torque applications
- Includes 8 of the most commonly used hex key sizes



PRODUCT #	HEX KEY SHAPE	METRIC/SAE/USS	WEIGHT
DWHT70262M	Flat End	SAE	0.68 lbs
DWHT70263M	Flat End	Metric	0.68 lbs
DWHT70264	Star	Star	0.68 lbs



RATCHETING T-HANDLE SETS

- Compact and durable case for easy storage
- Large variety of bits for almost any job (Star, Sockets, Nut Drivers, Phillips and Flat)
- Heavy-duty ratcheting T-handle offers quick-change keys

PRODUCT #	# OF PIECES IN SET	HEX KEY SHAPE	METRIC/SAE/USS	WEIGHT
DWHT70265	31	Flat, Hex, Phillips	Metric & SAE	2.90 lbs
DWHT70808	24	Sockets	Metric & SAE	2.90 lbs
DWHT70838	16	Hex, Nut Drivers	Metric & SAE	2.90 lbs

