

VILAMONTE

IN-WALL SHOWER VOLUME CONTROL

SKU: 948910



FEATURES

- Material: Brass
- Shape: Square
- Handle Type: Lever
- Assembly Required: No
- Installation Type: Wall
- Metal Lever Handle
- For Proper Installation, Requires Use of a
Thermostatic Valve and Trim
- Optional Rough-in Valve

SIGNATURE HARDWARE Lifetime Warranty

See website for detailed warranty information.

CONTENTS

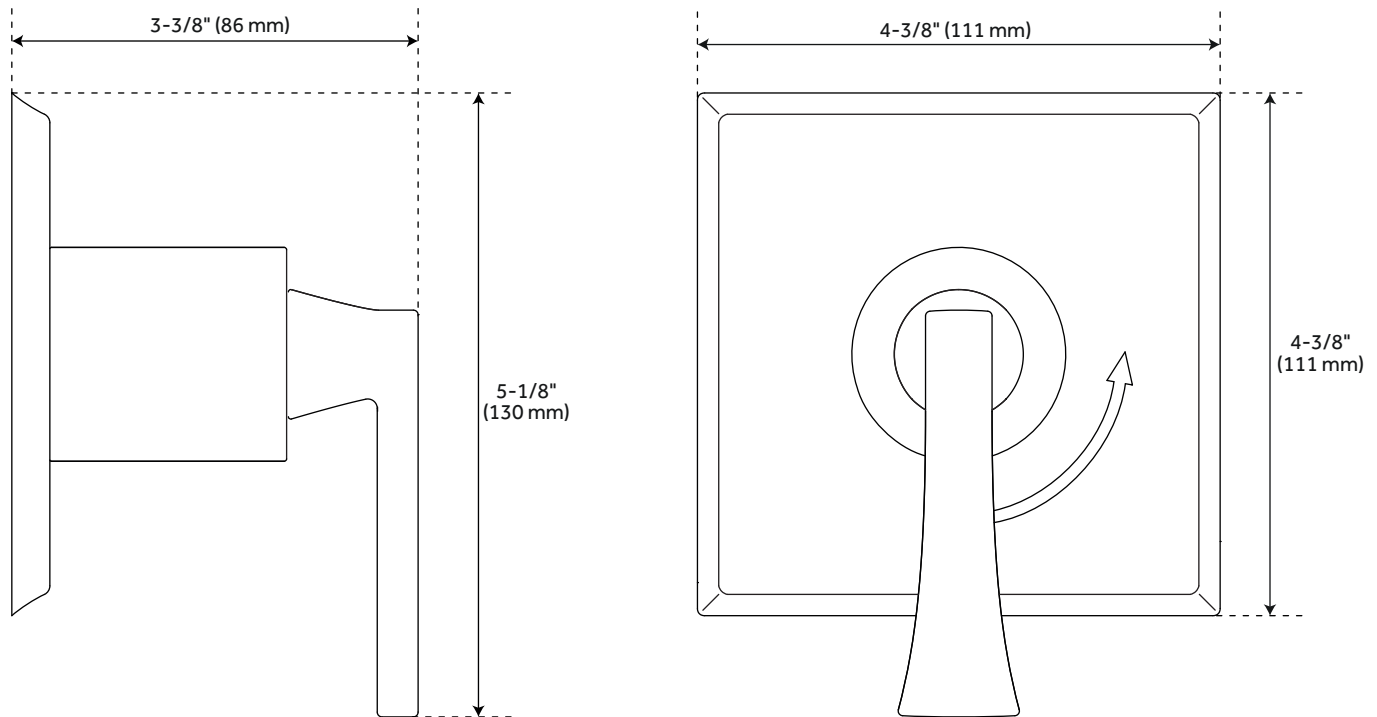
VOLUME CONTROL	PAGE 2
VALVE	PAGE 3

REVISED 01/14/2020

VILAMONTE

VOLUME CONTROL

SKU: 948910



FEATURES

Width: 4-3/8"
Height: 4-3/8"
Depth: 3-3/8"
Wall Thickness Range: 1" to 1-3/4"

CODES/STANDARDS

cUPC
ASME A112.18.1/CSA B125.1
ICC/ANSI A117.1 (when installed according
to ADA standards)
Massachusetts Accepted



SIGNATURE HARDWARE LIFETIME WARRANTY

See website for warranty information

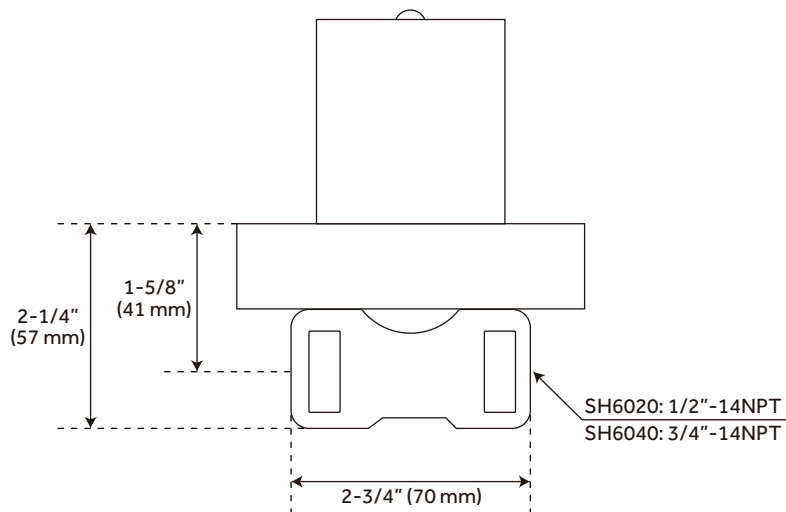
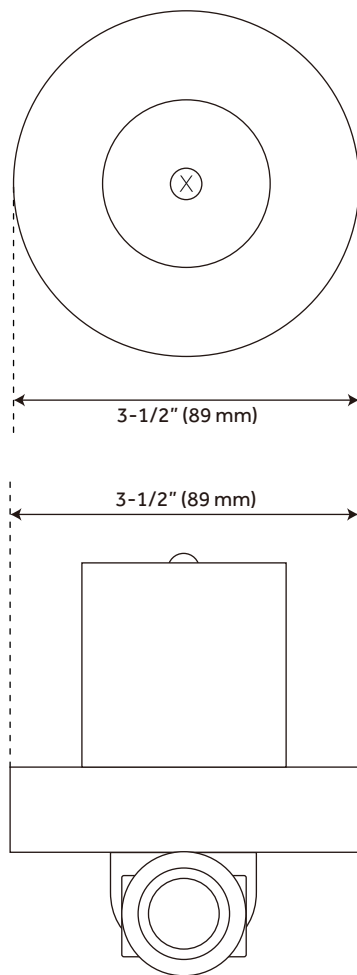


All dimensions and specifications are nominal and may vary. Use actual products for accuracy in critical situations.

VILAMONTE

OPTIONAL VOLUME CONTROL VALVE WITH 1/2" -OR- 3/4" CONNECTION

SKU: 948910



FEATURES

- Optional Rough-In Valve
- Brass Valve Body
- Ceramic Cartridge
- Recommended Valve Installation
Depth 1-5/8" to 2-3/8"

CODES/STANDARDS

- cUPC
- ASME A112.18.1/CSA B125.1

SIGNATURE HARDWARE LIFETIME WARRANTY

See website for warranty information



All dimensions and specifications are nominal and may vary. Use actual products for accuracy in critical situations.

PAGE 3
Code: SH6020/SH6040