



# PRESS FITTINGS FOR PLUMBING AND MECHANICAL APPLICATIONS

<b>JOB NAME</b>	<b>CONTRACTOR</b>
<b>JOB LOCATION</b>	<b>WHOLESALER</b>
<b>ENGINEER</b>	<b>STREAMLINE PRS™ REP</b>

## PRODUCT DESCRIPTION:

Streamline PRS™ mechanical press copper fittings for use in plumbing or mechanical applications. Available sizes ranging from 1/2" to 4" in diameter. Product is designed to join ASTM B88 (Types K, L, M) hard-drawn copper tube (1/2" to 4") and soft copper tube (1/2" to 1-1/4").

Integral leak featured design, allows for quick and easy identification of connections which have not been pressed prior to putting the system in operation.

Streamline PRS™ mechanical press fittings are compatible with most common pressing tools and jaws.

50 - Year Limited Warranty

## MATERIAL:

Streamline PRS™ components in a mechanical press copper fitting are: UNS C12200 Copper / C69300 low-lead brass for the body, EPDM o-ring, silicone o-ring lubrication, and stainless steel grip ring with a nylon spacer (2-1/2"-4" only).

## KEY SPECIFICATIONS:

Streamline PRS™ shall conform to material requirements of ASME B16.22, ASME B16.51, or ASME B16.18. Performance criteria of Streamline PRS™ mechanical press copper fittings shall conform to IAPMO PS-117 or ASME B16.51.

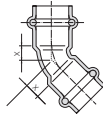
## INSTALLATION:

Streamline PRS™ fittings are approved for installations in both above and below ground applications, as allowed by local code. Product installation shall comply with the latest applicable building codes for the local jurisdiction and manufacturer's instructions.

## REFERENCES:

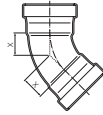
NSF/ANSI 61	Drinking Water System Components
NSF/ANSI 372	Lead Content Compliance
IAPMO PS-117	Press and Nail Connection
ASME B16.51	Copper and Copper Alloy Press-Connect Pressure Fittings
UPC	Uniform Plumbing Code
CSA	Canada NSF/ANSI 61 and NSF/ANSI 372 Compliant
ABS	American Bureau of Shipping

**45° ELBOW • SMALL**  
P x P



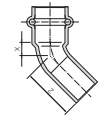
Item No.	Diameter	X	Wgt.	Inner	Viega No.
PF 03026	1/2"	0.28	0.10	10	77607
PF 03034	3/4"	0.37	0.15	10	77022
PF 03044	1"	0.45	0.21	5	77028
PF 03050	1-1/4"	0.51	0.28	1	77033
PF 03055	1-1/2"	0.59	0.58	1	77038
PF 03059	2"	0.79	0.82	1	77043

**45° ELBOW • LARGE**  
P x P



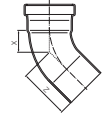
Item No.	Diameter	X	Wgt.	Inner	Viega No.
PF 03063	2-1/2"	1.30	1.74	1	20653
PF 03067	3"	1.57	2.27	1	20658
PF 03073	4"	2.07	4.11	1	20663

**45° ELBOW • STREET • SMALL**  
FTG x P



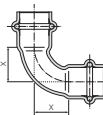
Item No.	Diameter	X	Z	Wgt.	Inner	Viega No.
PF 03326	1/2"	0.28	1.10	0.09	10	77637
PF 03334	3/4"	0.37	1.32	0.15	10	77053
PF 03344	1"	0.45	1.44	0.20	5	77058
PF 03350	1-1/4"	0.51	1.67	0.28	1	77063
PF 03355	1-1/2"	0.59	2.13	0.56	1	77068
PF 03359	2"	0.79	2.48	0.80	1	77073

**45° ELBOW • STREET • LARGE**  
FTG x P



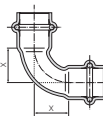
Item No.	Diameter	X	Z	Wgt.	Inner	Viega No.
PF 03363	2-1/2"	1.30	3.23	1.57	1	20668
PF 03368	3"	1.57	3.50	2.32	1	20673
PF 03373	4"	2.07	4.59	3.96	1	20678

**90° ELBOW • SHORT RADIUS • SMALL**  
P x P



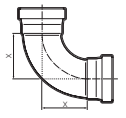
Item No.	Diameter	X	Wgt.	Inner	Viega No.
PF 02722	1/2"	0.75	0.12	10	77317
PF 01634	3/4"	0.75	0.18	10	77022
PF 01647	1"	1.22	0.28	5	77027
PF 02084	1-1/4"	1.22	0.35	1	77032
PF 02085	1-1/2"	1.24	0.63	1	77037
PF 02086	2"	2.05	1.07	1	77042

**90° ELBOW • LONG RADIUS • SMALL**  
P x P



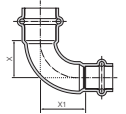
Item No.	Diameter	X	Wgt.	Inner	Viega No.
PF 02722	1/2"	0.75	0.12	10	77317
PF 02734	3/4"	1.30	0.20	10	-
PF 02747	1"	1.30	0.29	5	-
PF 02055	1-1/4"	1.65	0.40	1	-
PF 02063	1-1/2"	2.01	0.79	1	-
PF 02072	2"	2.52	1.21	1	-

**90° ELBOW • LONG RADIUS • LARGE**  
P x P



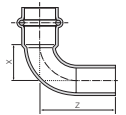
Item No.	Diameter	X	Wgt.	Inner	Viega No.
PF 02082	2-1/2"	2.99	2.09	1	20623
PF 02092	3"	3.62	2.10	1	20628
PF 02095	4"	4.74	5.61	1	20633

**90° ELBOW • LONG RADIUS • REDUCING • SMALL**  
P x P



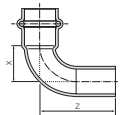
Item No.	Diameter	X	X1	Wgt.	Inner	Viega No.
PF 02736	3/4" x 1/2"	1.02	1.26	0.19	15	77325
PF 02749	1" x 3/4"	1.30	1.54	0.30	10	77330

**90° ELBOW • SHORT RADIUS • STREET • SMALL**  
FTG x P



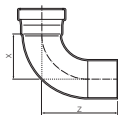
Item No.	Diameter	X	Z	Wgt.	Inner	Viega No.
PF 02822	1/2"	0.75	1.57	0.11	10	77347
PF 01654	3/4"	0.75	2.01	0.16	10	77052
PF 02344	1"	1.22	2.28	0.27	5	77057
PF 02384	1-1/4"	1.22	2.84	0.35	1	77062
PF 02385	1-1/2"	1.24	3.52	0.64	1	77067
PF 02386	2"	2.05	4.15	1.05	1	77072

**90° ELBOW • LONG RADIUS • STREET • SMALL**  
FTG x P



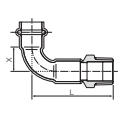
Item No.	Diameter	X	Z	Wgt.	Inner	Viega No.
PF 02822	1/2"	0.75	1.57	0.11	10	77347
PF 02834	3/4"	1.02	2.01	0.19	10	-
PF 02847	1"	1.30	2.28	0.27	5	-
PF 02350	1-1/4"	1.65	2.83	0.41	1	-
PF 02355	1-1/2"	2.01	3.52	0.76	1	-
PF 02359	2"	2.52	4.15	1.16	1	-

**90° ELBOW • LONG RADIUS • STREET • LARGE**  
FTG x P



Item No.	Diameter	X	Z	Wgt.	Inner	Viega No.
PF 02363	2-1/2"	2.99	5.00	2.05	1	20638
PF 02368	3"	3.58	5.58	3.04	1	20643
PF 02395	4"	4.74	7.05	5.70	1	20648

**90° ELBOW • MALE • SMALL**  
P x MPT



Item No.	Diameter	L	X	Wgt.	Inner	Viega No.
PF 01506	1/2"	2.82	0.75	0.23	5	-
PF 01531	3/4"	3.36	1.02	0.39	5	-
PF 01558	1"	3.76	1.30	0.60	1	-
PF 01593	1-1/4"	4.41	1.65	0.81	1	-
PF 01631	1-1/2"	5.22	2.01	1.42	1	-
PF 01679	2"	5.98	2.52	2.12	1	-