



PRESS FITTINGS FOR PLUMBING AND MECHANICAL APPLICATIONS

JOB NAME

CONTRACTOR

JOB LOCATION

WHOLESALER

ENGINEER

STREAMLINE PRS™ REP

PRODUCT DESCRIPTION:

Streamline PRS™ mechanical press copper fittings for use in plumbing or mechanical applications. Available sizes ranging from 1/2" to 4" in diameter. Product is designed to join ASTM B88 (Types K, L, M) hard-drawn copper tube (1/2" to 4") and soft copper tube (1/2" to 1-1/4").

Integral leak featured design, allows for quick and easy identification of connections which have not been pressed prior to putting the system in operation.

Streamline PRS™ mechanical press fittings are compatible with most common pressing tools and jaws.

50 - Year Limited Warranty

MATERIAL:

Streamline PRS™ components in a mechanical press copper fitting are: UNS C12200 Copper / C69300 low-lead brass for the body, EPDM o-ring, silicone o-ring lubrication, and stainless steel grip ring with a nylon spacer (2-1/2"-4" only).

KEY SPECIFICATIONS:

Streamline PRS™ shall conform to material requirements of ASME B16.22, ASME B16.51, or ASME B16.18. Performance criteria of Streamline PRS™ mechanical press copper fittings shall conform to IAPMO PS-117 or ASME B16.51.

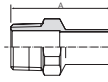
INSTALLATION:

Streamline PRS™ fittings are approved for installations in both above and below ground applications, as allowed by local code. Product installation shall comply with the latest applicable building codes for the local jurisdiction and manufacturer's instructions.

REFERENCES:

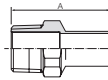
NSF/ANSI 61	Drinking Water System Components
NSF/ANSI 372	Lead Content Compliance
IAPMO PS-117	Press and Nail Connection
ASME B16.51	Copper and Copper Alloy Press-Connect Pressure Fittings
UPC	Uniform Plumbing Code
CSA	Canada NSF/ANSI 61 and NSF/ANSI 372 Compliant
ABS	American Bureau of Shipping

ADAPTER • MALE • STREET • SMALL
FTG x MPT



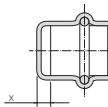
Item No.	Diameter	A	Wgt.	Inner	Viega No.
PF 01431	1/2"	1.75	0.10	5	79380
PF 01446	3/4"	2.02	0.17	5	79395
PF 01463	1"	2.15	0.27	5	79405
PF 01471	1-1/4"	2.44	0.41	1	79410
PF 01479	1-1/2"	2.90	0.59	1	79415
PF 01487	2"	3.15	0.89	1	79420

ADAPTER • MALE • STREET • REDUCING • SMALL
FTG x MPT



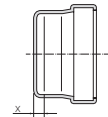
Item No.	Diameter	A	Wgt.	Inner	Viega No.
PF 01434	1/2" x 3/4"	2.05	0.18	5	79385
PF 01447	3/4" x 1/2"	1.95	0.16	5	79390
PF 01464	1" x 3/4"	2.03	0.20	5	79400

CAP • SMALL
P



Item No.	Diameter	X	Wgt.	Inner	Viega No.
PF 07007	1/2"	0.10	0.05	10	77712
PF 07009	3/4"	0.11	0.08	10	77717
PF 07011	1"	0.11	0.10	5	77722
PF 07012	1-1/4"	0.11	0.15	1	77727
PF 07013	1-1/2"	0.12	0.28	1	77732
PF 07014	2"	0.13	0.41	1	77737

CAP • LARGE
P



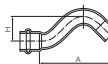
Item No.	Diameter	X	Wgt.	Inner	Viega No.
PF 07015	2-1/2"	0.33	0.68	1	20833
PF 07016	3"	0.33	0.97	1	20843
PF 07018	4"	0.39	1.68	1	20848

COUPLING • CROSS OVER • SMALL
P x P



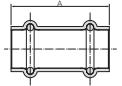
Item No.	Diameter	H	L	Wgt.	Inner	Viega No.
PF 02535	1/2"	0.94	3.33	0.21	10	77742
PF 02583	3/4"	1.28	4.84	0.39	10	77747

COUPLING • CROSS OVER • STREET • SMALL
FTG x P



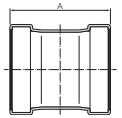
Item No.	Diameter	A	H	Wgt.	Inner	Viega No.
PF 12535	1/2"	3.78	0.94	0.15	10	-
PF 12583	3/4"	5.31	1.28	0.31	10	-

COUPLING • NO STOP • SMALL
P x P



Item No.	Diameter	A	Wgt.	Inner	Viega No.
PF 01903	1/2"	1.50	0.08	10	78172
PF 01905	3/4"	1.81	0.13	10	78177
PF 01906	1"	1.81	0.16	5	78182
PF 01907	1-1/4"	2.05	0.22	1	78187
PF 01908	1-1/2"	2.83	0.46	1	78192
PF 01909	2"	3.15	0.61	1	78197

COUPLING • NO STOP • LARGE
P x P



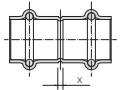
Item No.	Diameter	A	Wgt.	Inner	Viega No.
PF 01910	2-1/2"	3.54	1.09	1	20743
PF 01911	3"	3.86	1.45	1	20748
PF 01913	4"	4.49	2.43	1	20753

COUPLING • NO STOP • EXTENDED • SMALL
P x P



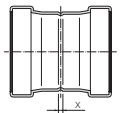
Item No.	Diameter	A	Wgt.	Inner	Viega No.
PF 01950	1/2"	2.95	0.13	5	79005
PF 01952	3/4"	3.41	0.20	5	79010
PF 01955	1"	3.94	0.30	5	79015
PF 01956	1-1/4"	4.13	0.38	1	79020
PF 01957	1-1/2"	4.72	0.70	1	79025
PF 01958	2"	5.31	0.95	1	79030

COUPLING • STAKED STOP • SMALL
P x P



Item No.	Diameter	X	Wgt.	Inner	Viega No.
PF 10145	1/2"	0.08	0.08	10	78047
PF 10146	3/4"	0.08	0.13	10	78052
PF 10147	1"	0.08	0.16	5	78057
PF 10148	1-1/4"	0.08	0.22	1	78062
PF 10149	1-1/2"	0.08	0.46	1	78067
PF 10150	2"	0.08	0.61	1	78072

COUPLING • STAKED STOP • LARGE
P x P



Item No.	Diameter	X	Wgt.	Inner	Viega No.
PF 10151	2-1/2"	0.16	1.09	1	20728
PF 10152	3"	0.16	1.45	1	20733
PF 10154	4"	0.16	2.43	1	20738