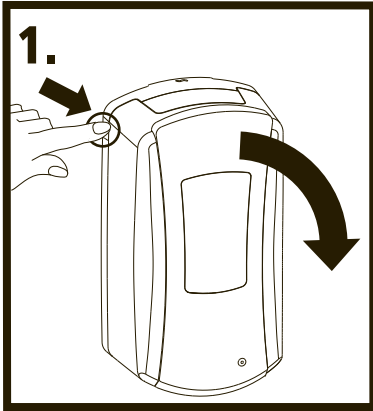


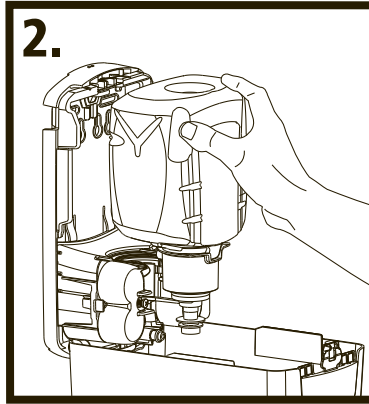
GOJO LTX-7™ & LTX-12™ REFILL LOADING INSTRUCTIONS

These instructions apply to GOJO®, PURELL® and PROVON® brand LTX-7 and LTX-12 dispensers, MICRELL® brand LTX-7 dispenser.

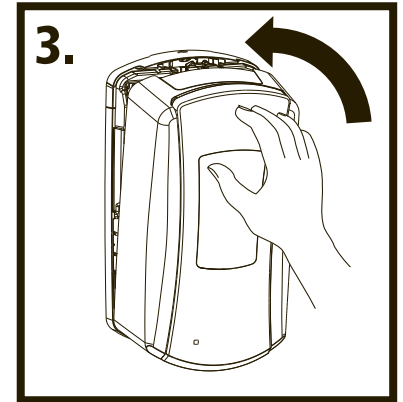
Please read all instructions carefully before loading the refill.



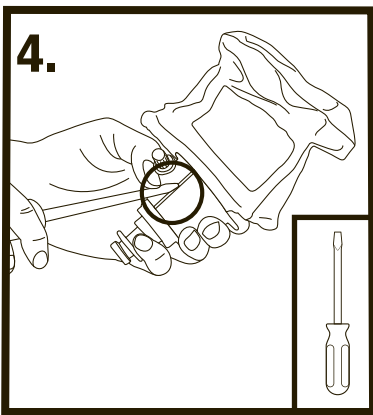
Open dispenser by pushing on one of the dual side latches until it releases and pull down on front cover.




Remove cap from refill pump. You will notice a colored knob (E-key) protruding from the black pump collar – **DO NOT REMOVE THIS E-KEY** as its removal will prevent the refill from dispensing. Push refill pump, with E-key facing the back plate, into pump house. When the refill is installed correctly, indicator light will blink green.



Close dispenser cover.



Using a flat head screwdriver, remove collar and cap on refill bottle and discard.



Refill is recyclable.



GOJO Industries, Inc.
One GOJO Plaza, Suite 500
P.O. Box 991 • Akron, OH 44309-0991
Tel: 1-330-255-6000 • Toll-free: 1-800-321-9647
Fax: 1-800-FAX-GOJO

©2015. GOJO Industries, Inc. All rights reserved.