

SYDNEY 6030-17

DESIGNER COLLECTION

H | S

PVC SYSTEMS INCLUDE:

- 6 Fully directional adjustable PVC jets
- Anti-vortex safety suction
- Color matched system trim
- HydroOzone ozone sanitation system
- Rigid PVC piping
- Self draining pump and system
- Soft Touch electronic on/off control with 30-minute integral times
- 2.25 HP single speed pump
- Cable waste and overflow
- Requires 120 V 20 Amp Dedicated GFCI



Featuring sharp, Zen lines and a seamless molded skirt, the Sydney is a tub that compliments a variety of modern designs. With standard molded tile flanges, it is as easy to install as it is to design around. Visit <http://www.hydrosystem.com> for more details on our options and accessories.



OPTIONS

- *Colonial Grab Bars
- *Integral waste and overflow (linear)
- *Chromatherapy-LED Lighting System
- Chromatherapy-LED Mini Spotlights
- Extra high density fiberglass
- Custom jet and pump locations
- Armrest
- Plated Metallic finish
- Additional directional Jets
- Swirling, Rotating, or Jumbo Jets
- Micro Therapy Jet
- Integral waste and overflow (circular)
- 1.5 HP Variable Speed Pump (digital temperature display optional)
- Electronic low water protection
- In-line heater
- Mood Light
- Back Masseur
- Neck Masseur Pillow
- Hydro Fragrance
- Hydro Fusion
- Hydro Coat
- Hydro Express quick ship



HYDRO SYSTEMS
Family Owned And Operated Since 1978

29132 Avenue Paine, Valencia, CA, 91355
661.775.0686 | hydrosystem.com

* Indicates options that are shown (listed in order from top to bottom/ left to right)

SYDNEY 6030-17

DESIGNER COLLECTION

H | S

As SHOWN:

Whirlpool option with standard jet location

FEATURES SHOWN:

- Jets
- Overflow location

ALSO AVAILABLE:

- Soaking tub only
- Whirlpool
- Thermal Air
 - Approx 58 injections
- Combo



WATER CAPACITY:

45 Gallons

WEIGHT:

80 - 120 Pounds

FRAMING SPECIFICATIONS:

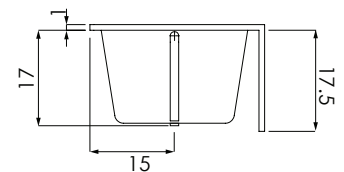
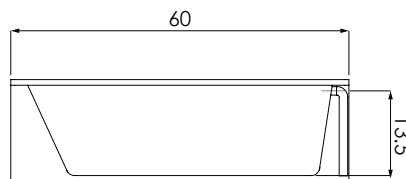
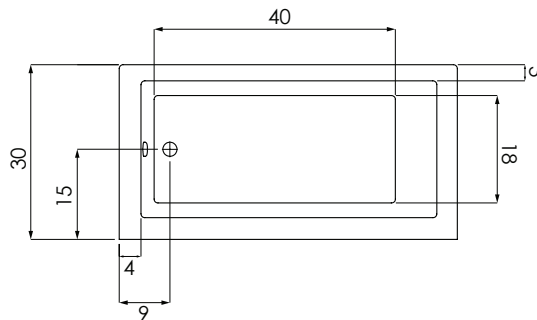
Opening (L)ength - 60"
Opening (W)idth - 30"
Ledger- 17"

(when adding integral linear option)

- Add 1" to skirt
- Add 1" to ledger height
- Location p-trap below waste

ACRYLIC TUB

- Acrylic models finished in 1/8" thick layer of deep lustrous acrylic
- Extra thick reinforced fiberglass
- Pre-wired pump on pump platform (standard pump location only)
- Integral E-Z level platform facilitates installation
- Tub must be set in a mortar base



CODES AND COMPLIANCES

Massachusetts code File no: P1-0614-491



HYDRO SYSTEMS
Family Owned And Operated Since 1978

29132 Avenue Paine. Valencia, CA, 91355
661.775.0686 | hydrosystem.com

All specifications and options subject to change without notice please contact a Hydro Systems representative for more information. Certain options or altering the pump/blower location may cause the pump/blower to extend beyond the tub decking. For cutout dimensions wait for unit to arrive. All specifications subject to change without notice.