

Ductile Iron Check Valve

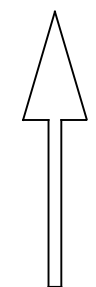
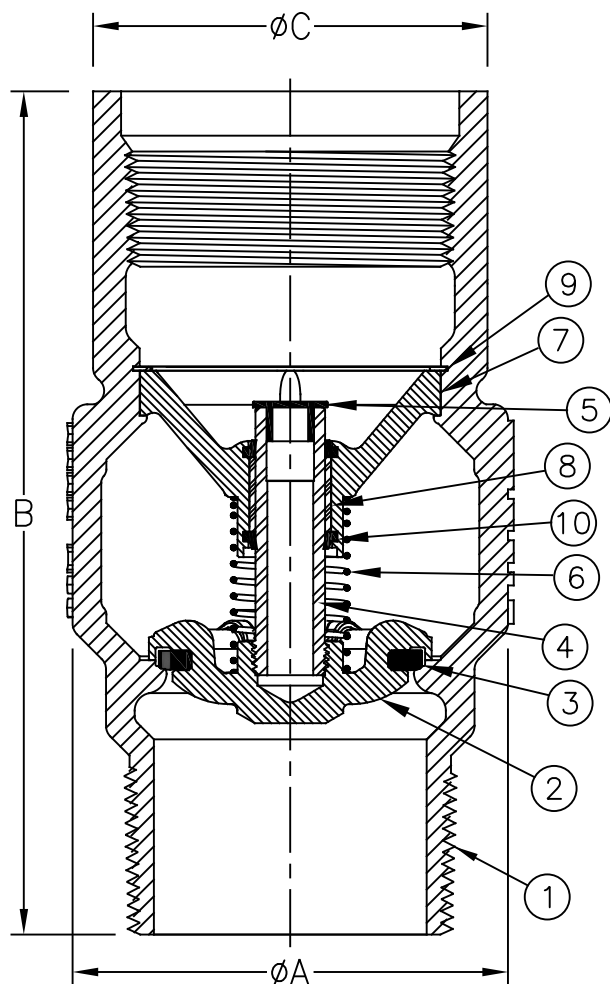
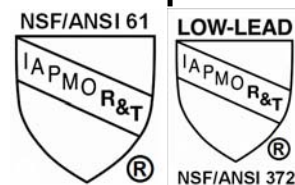
Model 80MDI-VFD



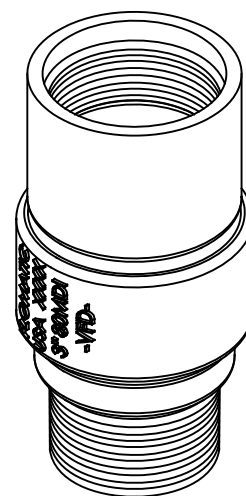
Sizes 3" thru 6" / 75mm thru 150mm

Flomatic Corporation

Materials



FLOW



Max Temp 180°F (82°C)
Max Pressure 600psi (42bar)
Optional Female 8 round Threads

Item #	Qty	Description	Material	ASTM
1	1	Body (Epoxy Coated)*	Ductile Iron	65-45-12
2	1	Poppet (Epoxy Coated)*	Ductile Iron	65-45-12
3	1	Seat Disc	Buna-N	N-5007
4	1	Stem	Stainless Steel	316
5	1	Stem Cap	Engineered Composite	Polyethylene
6	1	Spring	Stainless Steel	302
7	1	Stem Guide (Epoxy Coated)*	Ductile Iron	65-45-12
8	1	Bushing	Engineered Composite	-----
9	1	Retaining Ring	Stainless Steel	302
10	2	Wiper	Engineered Composite	Molythane

Dimensions (MALE NPT X FEMALE NPT)

Size		Part #	A		B		C		Weight	
inch	mm		inch	mm	inch	mm	inch	mm	lbs	kg
3	75	4083VFD	4-3/8	111	8-37/64	218	4-13/64	107	12	5.5
4	100	4077VFD	5-3/4	146	11-1/4	286	5-1/2	140	27	12
5	125	4075VFD	6-53/64	174	12-13/64	310	6-37/64	167	50	21
6x5	125x150	4087VFD	6-53/64	174	12-1/8	308	6-37/64	167	52	24
6	150	4081VFD	8	203	15-9/64	385	7-21/32	194	63	29

Flomatic Corporation can accept no responsibility for possible errors in catalogues, brochures and other printed material. Flomatic Corporation reserves the right to alter its products without notices. This also applies to product already agreed. All trademarks in this material are property of the respective companies. All right reserved. ©2017 Flomatic Corporation. The drawings & information on this drawing sheet are the sole & exclusive property of Flomatic Corporation. Any reproduction, distribution, display or use of these drawings or information in whole or in part without written authorization of Flomatic Corporation is strictly prohibited.



July 3, 2013
Dwg No: S7939MDI-VFD Rev:D (6/17)

FLOMATIC CORPORATION
GLENS FALLS, N.Y. 12801
PHONE (518) 761-9797
FAX (518) 761-9798