




**Plumbing, Heating, & Panels
Product Catalog / Price List**

Effective July 1, 2014

**2014
Canada**





About Us

HeatLink is a multi-system supplier of potable water and radiant hydronic heating/cooling and snow melt systems. For over 20 years we have created comfortable and efficient heating, cooling and plumbing systems for residential and commercial construction.

HeatLink's radiant heating systems create a comfortable and energy efficient environment for living. Our snow melt systems create safer public and private spaces that reduce liability for property owners, reduce maintenance, and ensure accessibility. Our well engineered plumbing systems provide peace of mind for property owners through extensive warranty protection, and enable quick and efficient installations for builders and contractors.

History

HeatLink began as a family owned business developed to service a number of industries including HVAC. The company grew to meet the needs of builders, contractors, and architects and began designing and installing radiant heating systems in 1985. Since 1985 HeatLink has grown into an industry leading designer and manufacturer of radiant heating, cooling, and potable water systems.

HeatLink has developed and manufactured a long list of industry firsts such as the "TwistSeal" tool-less manifold in 1996. The company began manufacturing PEX-a tubing in 1998 and now supplies the highest quality PEX-a systems to customers throughout North America and parts of Europe and Asia.

HeatLink works with a network of experienced and successful partner agencies to meet the design, system installation and training needs of the construction industry, designers, and architects.

Solutions

HeatLink is an industry leader in providing a broad range of potable water and radiant heating/cooling and snow melt systems for customers throughout the world. Our focus from our inception remains on creating well engineered and energy efficient solutions that are easy to install and last a lifetime.

Company Description

Our innovative plumbing and heating systems help provide a comfortable and worry free environment for people in residential and commercial work and living spaces. We continue to design quiet and energy efficient heating and potable water systems that are easy to install and last a lifetime. HeatLink was built on a strong family work ethic and a value system that remain the foundation for our continuing growth and industry leadership role.

Discounts Structure & Shipping Allowances 3
 Terms and Conditions of Sale, Delivery and Payment..... 4

Heating

PEX Heating Tubing with O₂ Barrier 5
 PEX Heating Tubing Non Barrier 7
 TwistSeal® (55 mm) Manifold Assembly Kits..... 9
 TwistSeal® (55 mm) Manifold Modules10
 TwistSeal® Mini (40 mm) Manifold Assembly Kit.....12
 TwistSeal® Mini (40 mm) Manifold Modules13
 TwistSeal® Manifold Accessories14
 1-¼" Stainless Steel Manifolds16
 1-¼" Stainless Steel Manifold Accessories.....17
 2" Stainless Steel Manifolds.....19
 2" Stainless Steel Manifold Accessories20
 Manifold Housings22
 PEX Compression Adapters23
 2-way Injection Mixing25
 3-way Compact Mixing System26
 3-way Mixing System27
 4-way Mixing System28
 Mixing Valves29
 Valves32
 Mixing Valve Motors35
 Thermostatic Heads.....36
 Actuators37
 Thermostats.....40
 24V AC Relay.....42
 StatLink® Modules43
 Controls.....44
 Sensors45
 "Wet" System48
 DryAbove™ System51
 DryBelow™ System.....52
 Floor Heating Accessories53
 Chemicals56
 Water Testing.....57
 Sidestream Filter58

Mechanical Room in a Box (Panels)

Introduction60
 System Panel Selection61
 ECO - ECO Boiler Panels.....62
 V100 - V100 Boiler Panels.....64
 CAD - CAD Boiler Panels.....66
 ELBP - Electric Boiler Panels68
 TMP - 3-Way Mixing Panels72
 TWH - Tankless Water Heater Panels.....80
 HEP - Isolation Heat Exchanger Panels86
 WHP - Water Heater Panels90
 CDP - 2-Temperature Combi DHW Panels92
 SOL - Solar Heat Exchanger Panel98
 SSM - Stainless Steel Manifold Panels 100
 SSP - Stainless Steel Manifold Pump Panels..... 102
 SSTS - Stainless Steel Manifold Small Mixing Panels 104
 SSTL - Stainless Steel Manifold Large Mixing Panels 106
 SMP - Snow Melt Panels 108
 Snow Melt Panel Options & Accessories 116

Plumbing

PureLink® Potable Water PEX-a Tubing..... 117
 PureLink® Pipe-in-Pipe..... 121
 EasyFit™ Manifold122
 HPP Multiport Tees.....125
 SS Press Sleeves.....126
 PEX Insert Couplings128
 PEX Insert Elbows129
 PEX Insert Threaded Elbows130
 PEX Insert FNPT Adapters.....131
 PEX Insert Fixture Adapters132
 PEX Insert MNPT Adapters133
 PEX Insert Sweat Adapters.....134
 PEX Insert Tees.....134
 PEX Insert Plugs137
 Ball Valves138
 Stubout Elbows140

Accessories, Tools, and Parts

Accessories..... 141
 Tools142
 Parts..... 150

Listing by Stk#

Listing by Stk#..... 160

Please note: this price list supersedes all previous price lists.

For your discount please contact your local sales representative.

Shipping Allowances

- Prices and specifications are subject to change without notice.
- Products shipped in multiples of quantity listed only.

Standard shipping times: 3 days from confirmed order (or less).

D/C pickups: 3 days from confirmed order (or less), scheduled with local HeatLink shipping department.

Minimum order value: \$100.00 net

Rush orders: Same day shipment if order confirmed by 11AM.

Next day if order confirmed after 11AM.

Next day freight charges applicable.

Rush charges may apply.

Backorders: Shipped with subsequent order to stocking distributor (if no subsequent order is in place, product will be shipped freight prepaid ground n/c).

Prepaid freight: \$ 5,000 net minimum order. Subject to change without notice.

Fuel surcharge: May apply on prepaid orders. Rates are subject to change without notice.

General Provisions

1. (a) This agreement, performances of contract and quotations are made exclusively upon the terms and conditions set out below. Alterations or deviations from the provisions herein contained shall not be binding upon HeatLink Group Inc. unless confirmed in writing.
- (b) The Purchaser hereby accepts the terms and conditions herein contained in their entirety. Stipulations of terms and conditions contrary to the provision hereof according to the Purchaser's business or purchasing practices, invoicing, manner of payment or custom of the trade are hereby specifically agreed to be inapplicable to this agreement.
- (c) In the event that any one or more of the provisions herein contained shall become or be deemed to be invalid, illegal or unenforceable by operation of law, the validity, legality and enforceability of the remaining provisions or any part thereof shall not in any manner be affected or impaired thereby. In place and stead of any such invalid, illegal or unenforceable provisions of any part thereof, the parties hereto shall be deemed to have agreed upon terms and conditions, which, as far as permitted by law, express the intent and purpose of the within terms and conditions.

Plans and Specifications

2. Drawings, specifications and technical data appended to or forming part of the agreement shall at all times remain the property of HeatLink Group Inc., with all rights reserved and shall not be provided, submitted or disclosed to third parties without the express written consent of HeatLink Group Inc. Changes, alterations, deletions or additions thereto shall not be binding upon HeatLink Group Inc. unless confirmed in writing.

Prices and Quotations

3. (a) HeatLink Group Inc. hereby specifically reserves the right to change, alter, amend or revoke quotations but the same shall become binding and irrevocable only upon written acceptance by both HeatLink Group Inc. and the Purchaser or upon delivery to and acceptance of goods by the Purchaser.
- (b) Prices are, save and except as otherwise agreed upon, as at HeatLink Group Inc.'s location in Calgary, Alberta, Canada, exclusive of cost of packaging, crating, freight or shipping, federal, provincial or local rates, tariffs and taxes in effect on date of delivery.
- (c) All contract prices are guaranteed for thirty (30) days from date of contract. Cost increases 30 days after contract date, including but not limited to cost increases of materials, wages, fuel, transportation or energy charges and increases in applicable federal, provincial and local rates, tariffs or taxes shall be added to the contract price and form part thereof as if originally agreed upon.
- (d) Contracts for delivery of goods or performance of services without specific agreement as to price shall be subject to the price or prices in effect on the date of delivery of goods.

Terms of Payment

4. (a) Save and except as otherwise specifically agreed upon in writing, all invoices or accounts, as the case may be, shall become due and payable in full without deduction whatsoever thirty (30) days after invoice or account date.
- (b) Holdbacks or deductions of any kind whatsoever without prior written authorization from HeatLink Group Inc. are expressly prohibited.
- (c) Discounts, if any, shall be calculated on the cost of goods as per invoice, exclusive of cost of packaging, crating, freight or shipping, federal, provincial or local rates, tariffs or taxes, where applicable, or other costs or surcharges beyond control of HeatLink Group Inc.
- (d) Payment will be in a form agreed to and acceptable by HeatLink Group Inc. All costs for dishonour, presentment for payment or collection shall be at the expense of the Purchaser and Payor. All payments by cheque, whether certified or uncertified, shall be deemed as having been received on the date of acceptance for payment of the said cheque or cheques by the Purchaser's or Payor's bank, trust company or financial institution upon whose account the cheque has been issued.
- (e) Payments received shall be applied firstly to designated accounts, dishonour or collection; secondly, to outstanding interest charges on the oldest accounts; and, thirdly, the balance, if any, of any payment shall be applied to the most recent accounts, outstanding balance or balances. If an account is past due at the time of payment, then application of received funds will be in the order best interest to HeatLink Group Inc.
- (f) In the event the Purchaser defaults in payment or causes a cheque, bank draft or money order to be dishonoured or stops payment thereon, or HeatLink Group Inc. shall deem the Purchaser insecure, all accounts shall forthwith become due and payable notwithstanding any agreement as to credit or periodic payment.
- (g) Overdue accounts shall bear interest at the rate stated on the face of the invoice or (if no rate is displayed on the invoice), 2% calculated and compounded monthly.

Reservation of Title and Property

5. (a) It is hereby expressly agreed that all goods shall remain the exclusive property of HeatLink Group Inc. and title shall not pass until payment in full of all invoices or accounts rendered, including cost of goods, packaging, carting, shipping or freight charges, federal, provincial or local taxes, rates and tariffs, insurance, extras to contract, interest charges, exchange or collection expenses and other sums or charges applicable has been received pursuant to the terms and conditions herein contained.
- (b) Goods delivered shall not, in any event, become part of real estate and the Purchaser shall at all times take or initiate all steps necessary to preserve HeatLink Group Inc.'s right, title and property to such goods.

- (c) The Purchaser shall not permit any goods sold or delivered by HeatLink Group Inc. to be pledged or encumbered without express written consent from HeatLink Group Inc. In the event of seizure by third parties, the Purchaser shall forthwith disclose HeatLink Group Inc.'s reservation of title, right and property to such goods and shall forthwith notify HeatLink Group Inc. of such seizure and shall assist HeatLink Group Inc. at the Purchaser's cost in the preservation and enforcement of HeatLink Group Inc.'s right, title and property to the said goods.
- (d) In the event of breach of contract by the Purchaser of the terms or conditions herein contained and, in particular, default of payment of invoices as hereinbefore provided, HeatLink Group Inc. shall be entitled, without prior notice, to demand delivery up of goods sold and delivered and to seize the same wherever the same may be located at any time of day or night or to cause its agents, workmen or bailiffs to seize the same, wherever the same may be located at any time of day or night notwithstanding the goods may be in possession of a subsequent purchaser or user.
- (e) Seizure of goods by HeatLink Group Inc. shall not be deemed to constitute termination of contract or contractual rights and obligations as between HeatLink Group Inc. and the Purchaser.

Delivery of Goods

6. (a) HeatLink Group Inc. shall at all times use its best efforts to maintain the delivery dates agreed upon. The delivery date or period shall be deemed to have been maintained or complied with in all events, cases or situations where the goods to be delivered leave HeatLink Group Inc.'s premises on or before such date, before the expiry of such period or the Purchaser is notified before the applicable date that the goods are ready for shipment.
- (b) Delivery dates or periods shall be extended by reason of delays caused by labour shortages, strikes or lockouts or other circumstances beyond the reasonable control of HeatLink Group Inc. Any delay or postponement of delivery to HeatLink Group Inc. of goods and supplies by its suppliers, subcontractors or co-contractors caused by strike, lockout, labour shortage or unrest or other causes beyond the reasonable control of HeatLink Group Inc., its suppliers, subcontractors or co-contractors shall in like manner extend delivery dates and periods as if the same applied to HeatLink Group Inc.
- (c) In the event of delay in delivery of goods caused by the Purchaser for any reason whatsoever, HeatLink Group Inc. shall be entitled to charge the cost of storage calculated at the rate of one half (1/2%) percent per month upon the cost of goods, such calculation commencing one month after delivery of Notice of Readiness for shipment and continuing for each and every month or part thereof thereafter until the goods can be delivered to the Purchaser.

Risk of Property

7. (a) Commencing on the date of delivery of goods for shipment or transport to the Purchaser, the said goods or any part thereof shall be at the risk of the Purchaser.
- (b) Any goods or part thereof delivered for shipment or transport to the Purchaser from the factory Calgary, Alberta, or elsewhere, including goods with unessential or minor defects, shall be deemed to have been accepted by the Purchaser without recourse.
- (c) Deficiencies or defects in goods or part thereof shipped or the shipment of the wrong goods, or part or part thereof, shall be endorsed upon the bill of lading and shall be communicated to HeatLink Group Inc. in writing within three (3) business days of arrival at destination. Failing such notification, the Purchaser shall be deemed to have accepted the goods without recourse.

Return of Goods

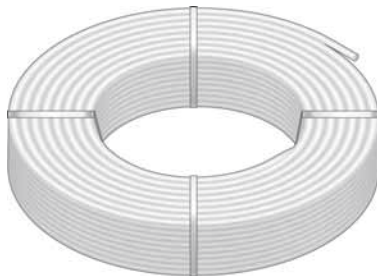
8. (a) All or any goods returned without prior authorization by HeatLink Group Inc. shall not be accepted.
- (b) If returns are authorized by HeatLink Group Inc., goods will be accepted as follows:
 - (i) New and unused goods upon authorization by HeatLink Group Inc., with freight to be prepaid plus 25% restocking charge.
 - (ii) Outdated goods, with freight prepaid plus 25% restocking charge plus refurbishing costs.
- (c) In all cases, unless express written authorization is given, goods must be returned in condition for immediate resale. If goods and packaging are not in condition for immediate resale, HeatLink Group Inc. reserves the right to refuse to accept the returned goods, charge additionally for refurbishing goods or packaging, or any other agreed to return remedy negotiated with the customer. In all cases, HeatLink Group Inc. will have the final approval as to whether returned goods are accepted or unaccepted under any of the above remedies.

Insurance

9. During the period commencing with the delivery of goods for shipment or transport to the Purchaser and ending upon receipt of payment in full for the said goods pursuant to the terms and conditions hereof, the Purchaser shall insure the said goods in the joint names of HeatLink Group Inc. and the Purchaser against all risk of loss or damage howsoever caused.

Applicable Law

10. All disputes, claims or demands arising from or relating to warranties, guarantees, representations authorized and published by HeatLink Group Inc., and from the terms and conditions herein contained and all claims, demands, rights or liabilities arising from such warranties, guarantees, representations or terms and conditions shall be determined in accordance with the laws of the Province of Alberta, Canada.



**PEX Tubing Coils with O₂ Barrier
94000 Series**

High molecular cross-linked polyethylene (PEX) with minimum bending radii of 6x the diameter at 68°F (20°C). Maximum operating temperature: 180°F @ 100 PSI (82°C @ 690 kPa). Covered by a twenty-five year manufacturer's limited warranty. Comes with oxygen diffusion barrier which prevents oxygen from entering the heating system through the tubing wall.

**Special
Order***

Stk#	Description	Pkg Qty	Skid Qty	Unit	List Price / Unit
94312	3/8" 300ft O ₂ Barrier HeatLink® UV Stabilized PEX-a Tubing	1	40	coil	
94205	1/2" 250ft O ₂ Barrier HeatLink® UV Stabilized PEX-a Tubing	1	40	coil	
94305	1/2" 300ft O ₂ Barrier HeatLink® UV Stabilized PEX-a Tubing	1	40	coil	
94505	1/2" 500ft O ₂ Barrier HeatLink® UV Stabilized PEX-a Tubing	1	20	coil	
94105	1/2" 1000ft O ₂ Barrier HeatLink® UV Stabilized PEX-a Tubing	1	16	coil	
94319	5/8" 300ft O ₂ Barrier HeatLink® UV Stabilized PEX-a Tubing	1	20	coil	
94519	5/8" 500ft O ₂ Barrier HeatLink® UV Stabilized PEX-a Tubing	1	16	coil	
94119	5/8" 1000ft O ₂ Barrier HeatLink® UV Stabilized PEX-a Tubing	1	12	coil	
94922	3/4" 100ft O ₂ Barrier HeatLink® UV Stabilized PEX-a Tubing	3	48	coil	
94322	3/4" 300ft O ₂ Barrier HeatLink® UV Stabilized PEX-a Tubing	1	16	coil	
94522	3/4" 500ft O ₂ Barrier HeatLink® UV Stabilized PEX-a Tubing	1	12	coil	
94122	3/4" 1000ft O ₂ Barrier HeatLink® UV Stabilized PEX-a Tubing	1	5	coil	
94128	1" 100ft O ₂ Barrier HeatLink® UV Stabilized PEX-a Tubing	1	19	coil	
94528	1" 500ft O ₂ Barrier HeatLink® UV Stabilized PEX-a Tubing	1	5	coil	
94135	1-1/4" 100ft O ₂ Barrier HeatLink® UV Stabilized PEX-a Tubing	1	14	coil	
94335	1-1/4" 300ft O ₂ Barrier HeatLink® UV Stabilized PEX-a Tubing	1	5	coil	
94141	1-1/2" 100ft O ₂ Barrier HeatLink® UV Stabilized PEX-a Tubing	1	5	coil	
94341	1-1/2" 300ft O ₂ Barrier HeatLink® UV Stabilized PEX-a Tubing	1	5	coil	

* Check with your local representative for availability.



**PEX Tubing Straight Lengths with O₂ Barrier
94000 Series**

High molecular cross-linked polyethylene (PEX) with minimum bending radii of 6x the diameter at 68°F (20°C). Maximum operating temperature: 180°F @ 100 PSI (82°C @ 690 kPa). Covered by a twenty-five year manufacturer's limited warranty. Comes with oxygen diffusion barrier which prevents oxygen from entering the heating system through the tubing wall.

Stk#	Description	Pkg Qty	Master Bag	Unit	List Price / Unit
94222	¾" 10x20ft O ₂ Barrier HeatLink® UV Stabilized PEX-a Tubing	1	20	bundle	
94228	1" 5x20ft O ₂ Barrier HeatLink® UV Stabilized PEX-a Tubing	1	20	bundle	
94235	1-¼" 5x20ft O ₂ Barrier HeatLink® UV Stabilized PEX-a Tubing	1	20	bundle	
94241	1-½" 5x20ft O ₂ Barrier HeatLink® UV Stabilized PEX-a Tubing	1	20	bundle	

**HeatLink® O₂ Barrier Pipe-in-Pipe
94000 Sheathed Series**

PEX-a carrier tubing specified on previous pages. The flexible, impact resistant red PE sheath designed as a raceway for electrical installations provides mechanical and UV protection to the PEX-a carrier tubing. The sheath allows for easy replacement of the PEX-a carrier tubing if needed.

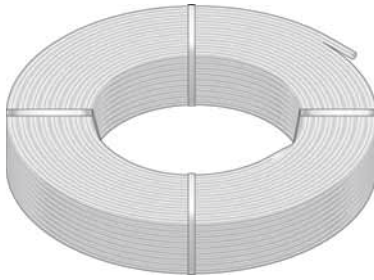
Minimum bending radius @ 68°F (20°C) for: ½" = 3" (77 mm)

PE sheath is rated to UL94HB "Tests for Flammability of Plastic Materials."

Corrugated sheath outside diameter for: ½" = 15/16" (23 mm)



	Stk#	Description	Pkg Qty	Skid Qty	Unit	List Price / Unit
New!	94305rs	½" 300' O ₂ Barrier HeatLink® Pipe-in-Pipe Red Sheath	1	14	coil	
Special Order*	94322rs	¾" 300' O ₂ Barrier HeatLink® Pipe-in-Pipe Red Sheath	1	9	coil	



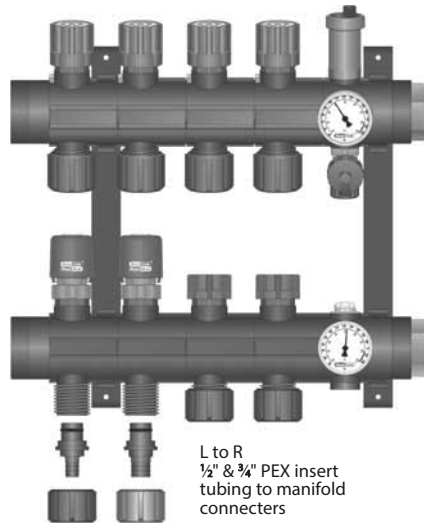
**Non Barrier PEX Tubing Coils
20000 & 99000 Series**

High molecular cross-linked polyethylene (PEX) with minimum bending radii of 6x the diameter at 68°F (20°C). Maximum operating temperature: 180°F @ 100 PSI (82°C @ 690 kPa). Covered by a twenty-five year manufacturer's limited warranty.

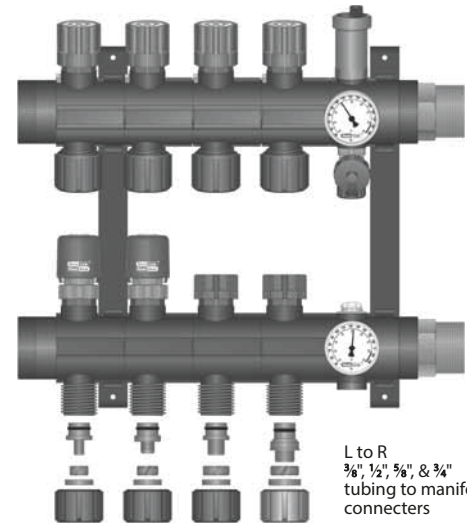
	Stk#	Description	Pkg Qty	Skid Qty	Unit	List Price / Unit
WSL	99212	3/8" 200ft Non-Barrier HeatLink® UV Stabilized PEX-a Tubing	1		coil	
	20305	1/2" 300ft Blue PureLink® Plus UV Stabilized PEX-a Tubing	1	32	coil	
	20505	1/2" 500ft Blue PureLink® Plus UV Stabilized PEX-a Tubing	1	20	coil	
	20905	1/2" 1000ft Blue PureLink® Plus UV Stabilized PEX-a Tubing	1	14	coil	
	20322	3/4" 300ft Blue PureLink® Plus UV Stabilized PEX-a Tubing	1	14	coil	
	20522	3/4" 500ft Blue PureLink® Plus UV Stabilized PEX-a Tubing	1	9	coil	
	20922	3/4" 1000ft Blue PureLink® Plus UV Stabilized PEX-a Tubing	1	5	coil	
	20128	1" 100ft Blue PureLink® Plus UV Stabilized PEX-a Tubing	1	19	coil	
	20328	1" 300ft Blue PureLink® Plus UV Stabilized PEX-a Tubing	1	9	coil	

Features & Benefits :

- Modular “tool-less” assembly.
- Multiple configurations from basic to deluxe (all interchangeable; can be reconfigured on-site).
- Unlike a fixed loop manifold, loops can be added or removed as required.
- Stock is flexible, as there is no need to stock fixed-length manifolds. Minimal SKUs on the shelf.
- Balancing return.
- Zone valve supply with manual shut-off; accepts optional actuators.
- Max. trunk flow rate:
79400 kit - 18 US gpm (4.1 m³/h)
79402 kit - 22 US gpm (5 m³/h)
- Max. circuit flow rate:
2.5 US gpm (0.57 m³/h)
- 3/8", 1/2", 5/8", and 3/4" tubing to manifold connectors available.
- Test rated to over 230 PSI @ 180°F water temperature.
- **5 year limited warranty.**



(79400 assembly kit shown with 4x 78400 module pairs and 2 actuators)



(79402 assembly kit shown with 4x 78400 module pairs and 2 actuators)

L to R
1/2" & 3/4" PEX insert
tubing to manifold
connectors

L to R
3/8", 1/2", 5/8", & 3/4"
tubing to manifold
connectors

Typical Applications:

- Commercial.
- Snow melting.

Assembly Kit	# of Loops	Choose Module Type	Additional Brackets	Recommended Housing*	
		Balancing		Recessed**	Surface Mount
79400	2	2x 78400	-	71724	71424
	3	3x 78400	-	71724	71424
	4	4x 78400	-	71730	71430
	5	5x 78400	-	71730	71430
or	6	6x 78400	1x 79991	71743	71430
79401	7	7x 78400	1x 79991	71743	71442
or	8	8x 78400	1x 79991	71743	71442
or	9	9x 78400	2x 79991	71743	71442
79402	10	10x 78400	2x 79991	71743	71442
	11	11x 78400	2x 79991	n/a	n/a
	12	12x 78400	3x 79991	n/a	n/a

Actuator Selection

Actuator with LED	56200
Actuator with End Switch	56230

Tubing Size	Tubing to Manifold Connectors / Loop		Conduit Elbows / Loop for "Wet" Installation
	Compression	PEX Insert	
3/8"	77012	n/a	2x 86005
1/2"	77005	2x 23015	2x 86005
5/8"	77019	n/a	2x 86020
3/4"	77022	2x 23032	2x 86022

* Recommended housing based on 79402 kit and 90° mains piping.

** Thermometers must be removed.



TwistSeal[®] (55 mm) Deluxe Manifold Assembly Kit Stk# 79400

This package contains the items needed to assemble a Deluxe TwistSeal[®] Manifold. Contents include:

- 2 mounting brackets
- 2 - 1" FNPT supply end connections
- 2 closed end caps
- 1 lube bottle
- 2 cross tees c/w 3 - 1/2" cross tee plugs
- 1 thermometer pair c/w wells
- 1 manual air vent with 1 key
- 1 automatic air vent
- 1 hose bib
- 1 wrench for plastic nut

Stk#	Description	Pkg Qty	Carton Qty	Unit	List Price / Unit
79400	1" TwistSeal [®] (55mm) Deluxe Manifold Assembly Kit	1	20	ea.	



TwistSeal[®] (55 mm) Basic Manifold Assembly Kit Stk# 79401

This package contains the items needed to assemble a TwistSeal[®] Manifold. Contents include:

- 2 mounting brackets
- 2 - 1" FNPT supply end connections
- 2 closed end caps
- 1 lube bottle

Wrench (#79922) sold separately.

Stk#	Description	Pkg Qty	Carton Qty	Unit	List Price / Unit
79401	1" TwistSeal [®] (55mm) Basic Manifold Assembly Kit	1	20	ea.	



TwistSeal[®] (55 mm) Commercial Manifold Assembly Kit Stk# 79402

This package contains the items needed to assemble a Commercial TwistSeal[®] Manifold. Contents include:

- 2 mounting brackets
- 2 - 1-1/2" MNPT supply end connections
- 2 closed end caps
- 1 lube bottle
- 2 cross tees c/w 3 - 1/2" cross tee plugs
- 1 thermometer pair c/w wells
- 1 manual air vent with 1 key
- 1 automatic air vent
- 1 hose bib
- 1 wrench for plastic nut

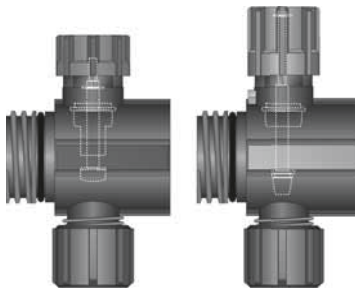
Stk#	Description	Pkg Qty	Carton Qty	Unit	List Price / Unit
79402	1-1/2" TwistSeal [®] (55mm) Commercial Manifold Assembly Kit	1	20	ea.	



Mounting Bracket (55 mm)
Stk# 79991

Plastic mounting bracket which allows easy 'snap-on' mounting of manifolds.

Stk#	Description	Pkg Qty	Carton Qty	Unit	List Price / Unit
79991	TwistSeal® (55mm) Mounting Bracket	1		ea.	



TwistSeal® Deluxe (55 mm) Supply / Return Modules c/w Heavy Duty Zone Valve Supply & Balancing Return
Stk# 78400

The supply module provides on/off manual control to allow isolation of individual loops, and may be fitted for electric actuator and thermostat operation. The return module permits the balancing of the flow rate. Comes with o-rings. Modules can be locked in place with a couple of turns. No threaded rod, solder, or tools required. Just twist and seal.

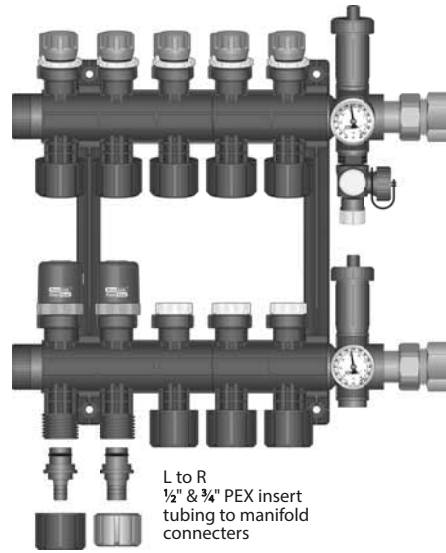
Stk#	Description	Pkg Qty	Carton Qty	Unit	List Price / Unit
78400	TwistSeal® Deluxe (55mm) Z.V. Supply & Balancing Return Module Pair	1	10	pair	

Features & Benefits :

- Modular “tool-less” assembly.
- Multiple configurations from basic to deluxe (all interchangeable; can be reconfigured on-site).
- Unlike a fixed loop manifold, loops can be added or removed as required.
- Stock is flexible, as there is no need to stock fixed-length manifolds. Minimal SKUs on the shelf.
- Maximum trunk flow rate: 11 US gpm (2.5 m³/h)
- Maximum circuit flow rate: 78300 and 78320 series - 1 US gpm (0.23 m³/h)
78200 - 1.25 US gpm (0.28 m³/h)
- 3/8", 1/2", 5/8", and 3/4" tubing to manifold connectors available.
- Test rated to over 230 PSI @ 180°F water temperature.
- **5 year limited warranty.**

Typical Applications:

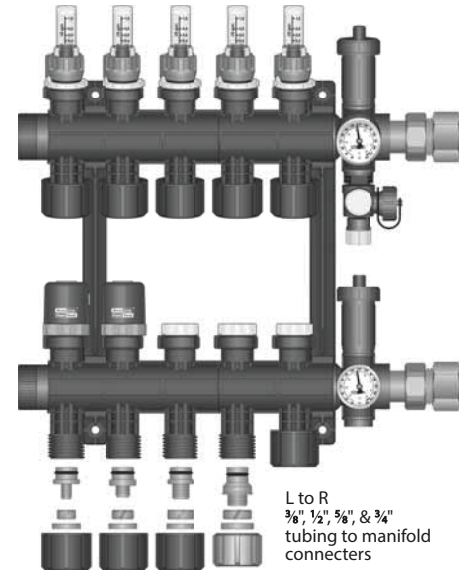
- Residential.
- Small commercial.



(79200 assembly kit shown with 78322 and 78323 module pairs and 2 actuators)

7832x Module Specific Features:

- Lockable balancing return.
- Zone valve supply with manual shut-off; accepts optional actuators.



(79200 assembly kit shown with 78302 and 78303 module pairs and 2 actuators)

7830x Module Specific Features:

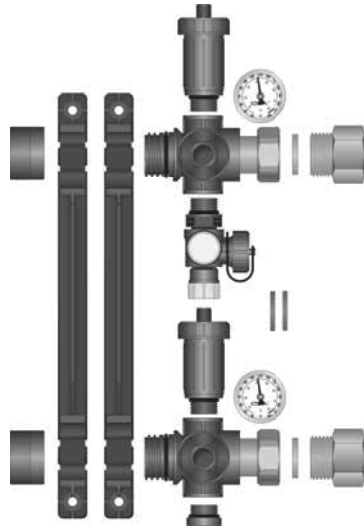
- Lockable balancing return with 0.4 - 1 US gpm (1.5 - 3.8 L/min) flow meter.
- Zone valve supply with manual shut-off; accepts optional actuators.

Assembly Kit	# of Loops	Choose Module Type			Additional Brackets	Recommended Housing*	
		Balancing	Multiport Balancing	Multiport Flow Meter		Recessed	Surface Mount
79200	2	2x 78200	1x 78322	1x 78302	-	71724	71424
	3	3x 78200	1x 78323	1x 78303	-	71724	71424
	4	4x 78200	2x 78322	2x 78302	-	71724	71424
	5	5x 78200	1x 78322 1x 78323	1x 78302 1x 78303	-	71730	71430
	6	6x 78200	2x 78323	2x 78303	1x 79892	71730	71430
	7	7x 78200	2x 78322 1x 78323	2x 78302 1x 78303	1x 79892	71730	71442
	8	8x 78200	1x 78322 2x 78323	1x 78302 2x 78303	1x 79892	71743	71442
	9	9x 78200	3x 78323	3x 78303	2x 79892	71743	71442
	10	10x 78200	2x 78322 2x 78323	2x 78302 2x 78303	2x 79892	71743	71442
	11	11x 78200	1x 78322 3x 78323	1x 78302 3x 78303	2x 79892	71743	71442
	12	12x 78200	4x 78323	4x 78303	3x 79892	71743	n/a

Actuator Selection			
Actuator with LED	56200	56202	56202
Actuator with End Switch	56230	56232	56232

Tubing Size	Tubing to Manifold Connectors / Loop		Conduit Elbows / Loop for "Wet" Installation
	Compression	PEX Insert	
3/8"	77012	n/a	2x 86005
1/2"	77005	2x 23015	2x 86005
5/8"	77019	n/a	2x 86020
3/4"	77022	2x 23032	2x 86022

*recommended housing based on 79200 kit and 90° mains piping



TwistSeal® Mini (40 mm) Deluxe Manifold Assembly Kit
Stk# 79200

This package contains the items needed to assemble a mini deluxe heating manifold. Contents include:

- 2 mounting brackets
- 2 - 1" union cross tee end connection c/w green fibre gasket
- 2 - 1" MBSP x 1" FNPT adapter
- 2 red rubber gaskets for air testing
- 2 closed end caps
- 1 - ½" cross tee plug
- 1 thermometer pair
- 2 automatic air vents
- 1 hose bib
- 1 lubricant package

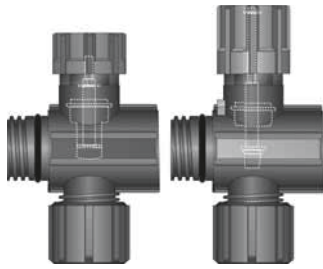
Stk#	Description	Pkg Qty	Carton Qty	Unit	List Price / Unit
79200	1" TwistSeal® Mini (40mm) Deluxe Manifold Assembly Kit	1	20	ea.	



Mini Mounting Bracket (40 mm)
Stk# 79892

Plastic mounting bracket which allow easy 'snap-on' mounting of manifolds. Offset provides tubing passage behind 2nd manifold.


Stk#	Description	Pkg Qty	Carton Qty	Unit	List Price / Unit
79892	TwistSeal® Multiport (40mm) Double Mounting Bracket	1		ea.	



TwistSeal® Mini Deluxe (40 mm) Supply / Return Modules c/w Heavy Duty Zone Valve Supply & Balancing Return
Stk# 78200

The supply module provides on/off manual control to allow isolation of individual loops. The return module permits balancing of the flow rate with flow setting dial. Comes with o-rings.

Stk#	Description	Pkg Qty	Carton Qty	Unit	List Price / Unit
78200	TwistSeal® Mini Deluxe (40mm) Z.V. Supply & Balancing Return Module Pair	1	10	pair	



TwistSeal® Mini (40 mm) Multiport Zone Valve Supply & Flow Meter Balancing Return Module Pair
78300 Series

The supply module provides on/off manual control to allow isolation of individual loops. The return module permits visual balancing of the flow rate with the flow meter. Comes with o-rings.


Stk#	Description	Pkg Qty	Carton Qty	Unit	List Price / Unit
78302	TwistSeal® Mini (40mm) 2-port Z.V. Supply & Flow Meter Return Module Pair	1	6	pair	
78303	TwistSeal® Mini (40mm) 3-port Z.V. Supply & Flow Meter Return Module Pair	1	4	pair	



TwistSeal® Mini (40 mm) Multiport Zone Valve Supply & Balancing Return Module Pair
78320 Series

The supply module provides on/off manual control to allow isolation of individual loops. The return module permits balancing of the flow rate. Comes with o-rings.


Stk#	Description	Pkg Qty	Carton Qty	Unit	List Price / Unit
78322	TwistSeal® Mini (40mm) 2-port Z.V. Supply & Flow Bal. Return Module Pair	1	6	pair	
78323	TwistSeal® Mini (40mm) 3-port Z.V. Supply & Flow Bal. Return Module Pair	1	4	pair	



**PEX Connectors for TwistSeal® Manifolds
77000 Series**

Solid brass fitting attaches to the end of the PEX tubing and allows for easy installation onto the bottom of the manifold module. Comes with o-ring.

Stk#	Description	Pkg Qty	Carton Qty	Unit	List Price / Unit
77012	3/8" PEX to TwistSeal® Manifold Connector	1	10	pair	
77005	1/2" PEX to TwistSeal® Manifold Connector	1	10	pair	
77019	5/8" PEX to TwistSeal® Manifold Connector	1	10	pair	
77022	3/4" PEX to TwistSeal® Manifold Connector c/w Nut	1	10	pair	



**PEX Insert Connectors for TwistSeal® Manifold
23000 Series**

Plastic fitting is installed into the bottom of the manifold module and is held in place by the nut. The tubing is then pressed on to this fitting. Comes with o-ring. SS press sleeves sold separately.

Stk#	Description	Pkg Qty	Carton Qty	Unit	List Price / Unit
23015	1/2" PEX Insert Manifold Connector	5		ea.	
23032	3/4" PEX Insert Manifold Connector c/w Nut	5		ea.	

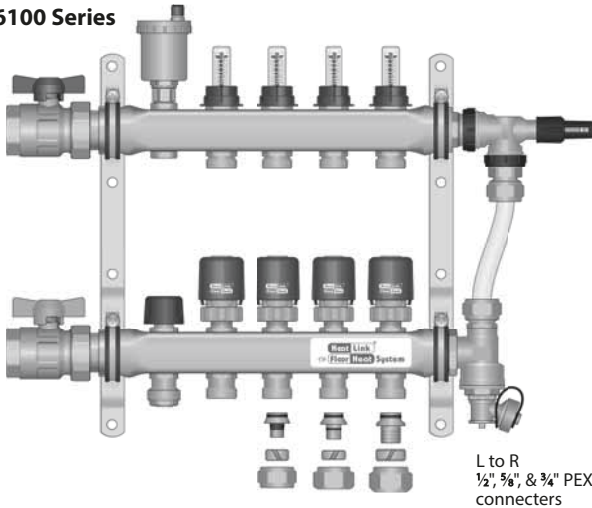


1-1/4" Stainless Steel Manifolds

Common Features:

- Preassembled configurations from 2 to 12 loops.
- Integrated 1" FNPT isolation valves and hosebibs.
- Zone valve return balancing with manual shut-off; accepts optional actuators.
- Maximum trunk flow rate: 18 US gpm (4.1 m³/h)
- 1/2", 5/8", and 3/4" PEX connectors available.

76100 Series



(76105 - 5 loop model shown with 4 actuators, automatic air vent, 1/2" plug, port cap, and pressure bypass valve)


Model Specific Features:

- Maximum circuit flow rate: 1.5 US gpm (0.34 m³/h)
- Balancing supply with 0-1.5 US gpm (0-5 L/min) flow meter.

Typical Applications:

- Residential.
- Small commercial.

76200 Series



(76204 - 4 loop model shown with 2 actuators and side mount automatic air vent)

Model Specific Features:

- Maximum circuit flow rate: 2.5 US gpm (0.57m³/h)
- Balancing supply.

Typical Applications:


- Commercial.
- Snow melting.

# of Loops	Recommended Housing*	
	Recessed	Surface Mount
2	71724	71424
3	71724	71424
4	71730	71424
5	71730	71430
6	71730	71430
7	71743	71430
8	71743	71442
9	71743	71442
10	71743	71442
11	71743	71442
12	71743	71442

Tubing Size	PEX Connectors / Loop	Conduit Elbows / Loop for "Wet" Installation
1/2"	77105	2x 86005
5/8"	77119	2x 86020
3/4"	77122	2x 86022

Manifold Series	Actuator with LED	Actuator with End Switch	DDC Actuator
1-1/4" Stainless Steel (76100 or 76200 series)	56201	56231	56121

*recommended housing based on 90° mains piping




1-1/4" Stainless Steel Manifolds with Flow Meters 76100 Series

Manifold includes:

- 1 assembled flow balancing supply manifold with 1" FNPT isolation valve and hose bib/air vent.
- 1 assembled balancing shut-off return manifold with 1" FNPT isolation valve and hose bib/air vent.
- 2 mounting brackets.

PEX connectors & port caps sold separately.

Stk#	Description	Pkg Qty	Carton Qty	Unit	List Price / Unit
76102	2 Loop SS Manifold with Flow Meters	1		ea.	
76103	3 Loop SS Manifold with Flow Meters	1		ea.	
76104	4 Loop SS Manifold with Flow Meters	1		ea.	
76105	5 Loop SS Manifold with Flow Meters	1		ea.	
76106	6 Loop SS Manifold with Flow Meters	1		ea.	
76107	7 Loop SS Manifold with Flow Meters	1		ea.	
76108	8 Loop SS Manifold with Flow Meters	1		ea.	
76109	9 Loop SS Manifold with Flow Meters	1		ea.	
76110	10 Loop SS Manifold with Flow Meters	1		ea.	
76111	11 Loop SS Manifold with Flow Meters	1		ea.	
76112	12 Loop SS Manifold with Flow Meters	1		ea.	



1-1/4" High Flow Stainless Steel Manifolds 76200 Series

Manifold includes:

- 1 assembled balancing supply manifold with 1" FNPT isolation valve and hose bib/air vent.
- 1 assembled balancing shut-off return manifold with 1" FNPT isolation valve and hose bib/air vent.
- 2 mounting brackets.

PEX connectors & port caps sold separately.

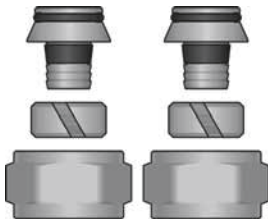
Stk#	Description	Pkg Qty	Carton Qty	Unit	List Price / Unit
76202	2 Loop High Flow SS Manifold	1		ea.	
76203	3 Loop High Flow SS Manifold	1		ea.	
76204	4 Loop High Flow SS Manifold	1		ea.	
76205	5 Loop High Flow SS Manifold	1		ea.	
76206	6 Loop High Flow SS Manifold	1		ea.	
76207	7 Loop High Flow SS Manifold	1		ea.	
76208	8 Loop High Flow SS Manifold	1		ea.	
76209	9 Loop High Flow SS Manifold	1		ea.	
76210	10 Loop High Flow SS Manifold	1		ea.	
76211	11 Loop High Flow SS Manifold	1		ea.	
76212	12 Loop High Flow SS Manifold	1		ea.	



Port Caps for 1-1/4" Stainless Steel Manifolds
Stk# 77100

Caps off unused ports on the 1-1/4" Stainless Steel Manifold.


Stk#	Description	Pkg Qty	Carton Qty	Unit	List Price / Unit
77100	Port Cap for 1-1/4" SS Manifold	1	10	pair	



PEX Connecters for 1-1/4" Stainless Steel Manifolds
77100 Series

Solid brass fitting attaches to the end of the PEX tubing and allows for easy installation onto the bottom of the 1-1/4" SS manifold. Comes with o-ring.

Stk#	Description	Pkg Qty	Carton Qty	Unit	List Price / Unit
77105	1/2" PEX to 1-1/4" SS Manifold Connector	1	10	pair	
77119	5/8" PEX to 1-1/4" SS Manifold Connector	1	10	pair	
77122	3/4" PEX to 1-1/4" SS Manifold Connector	1	10	pair	



Coupling for 1-1/4" Stainless Steel Manifold
Stk# 76100

Used to connect 1-1/4" SS manifolds together. Comes with o-rings.

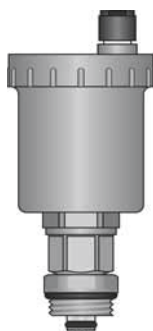
Stk#	Description	Pkg Qty	Carton Qty	Unit	List Price / Unit
76100	Coupling for SS Manifold	1		ea.	



1/2" Plug for 1-1/4" Stainless Steel Manifold
Stk# 76905

Plug to seal 1-1/4" SS manifold outlet. Comes with o-ring.

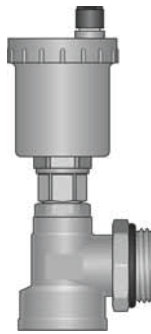
Stk#	Description	Pkg Qty	Carton Qty	Unit	List Price / Unit
76905	1/2" Plug for 1-1/4" SS Manifold	1		ea.	



Automatic Air Vent for 1-1/4" Stainless Steel Manifold
Stk# 76932

Add an automatic air vent to the 1-1/4" SS manifold by replacing a valve. Comes with o-ring.

Stk#	Description	Pkg Qty	Carton Qty	Unit	List Price / Unit
76932	Automatic Air Vent for 1-1/4" SS Manifold	1		ea.	

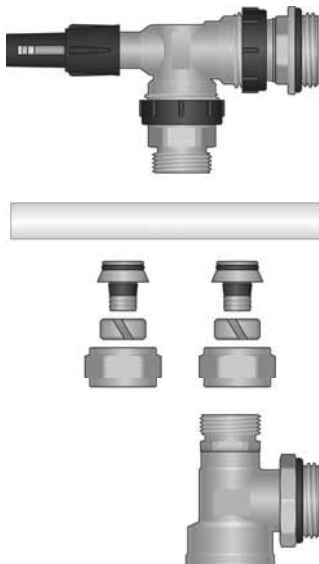


**Side Mount Automatic Air Vent Set for 1-1/4" Stainless Steel Manifold
Stk# 76935**

Add an automatic air vent to the 1-1/4" SS manifold without occupying a loop. Comes with o-ring.

Side Mount Automatic Air Vent is not compatible with the Pressure Bypass Kit (#76937).

Stk#	Description	Pkg Qty	Carton Qty	Unit	List Price / Unit
76935	Side Mount Automatic Air Vent Set for 1-1/4" SS Manifold	1		ea.	



**Pressure Bypass Kit for 1-1/4" Stainless Steel Manifold
Stk# 76937**

This valve prevents a steep rise of the pump head and maintains flow at a stable rate. Also ensures only required amount of circulating water is used for hydronic systems. The valve can be adjusted to any point between 0.05 and 0.5 bar (1.67 and 16.7 ft H₂O). Comes with o-rings.

Pressure Bypass Kit is not compatible with the Side Mount Automatic Air Vent Set (#76935).


Stk#	Description	Pkg Qty	Carton Qty	Unit	List Price / Unit
76937	Pressure Bypass Kit for 1-1/4" SS Manifold	1		ea.	

Features:


- Preassembled configurations from 4 to 14 loops.
- Ball valve isolation for each loop.
- 1-1/2" and 2" MNPT open end adapters.
- Maximum trunk flow rate: 50 US gpm (11.4 m³/h).
- Branch pair Cv = 6.
- 5/8", 3/4", and 1" PEX connectors.

Typical Applications:

- Large commercial.
- Snow melting.
- Distribution header.



(76612 - 12 loop model shown with 2" MNPT Assembly Kit, and 3/4" PEX connectors)




2" Stainless Steel Manifolds 76600 Series

Manifold includes:

- 1 assembled supply manifold with ball valves and hose bib/air vent.
- 1 assembled return manifold with ball valves and hose bib/air vent.
- 2 mounting brackets.

Assembly Kit and PEX connectors sold separately.


Stk#	Description	Pkg Qty	Carton Qty	Unit	List Price / Unit
76604	4 Loop 2" SS Manifold	1		ea.	
76605	5 Loop 2" SS Manifold	1		ea.	
76606	6 Loop 2" SS Manifold	1		ea.	
76607	7 Loop 2" SS Manifold	1		ea.	
76608	8 Loop 2" SS Manifold	1		ea.	
76609	9 Loop 2" SS Manifold	1		ea.	
76610	10 Loop 2" SS Manifold	1		ea.	
76611	11 Loop 2" SS Manifold	1		ea.	
76612	12 Loop 2" SS Manifold	1		ea.	
76614	14 Loop 2" SS Manifold	1		ea.	



Coupling for 2" SS Manifold Stk# 76600

Couple 2" SS Manifolds together. Loctite 55 pipe sealing cord is recommended for thread sealing (not included).

Stk#	Description	Pkg Qty	Carton Qty	Unit	List Price / Unit
76600	Coupling for 2" SS Manifold	1		pair	

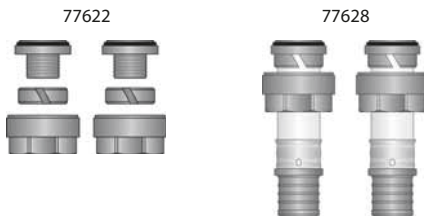


Assembly Kits for 2" Stainless Steel Manifold Stk# 76800 Series

Assembly Kit includes:

- 2 Closed Ends for 2" SS Manifold with o-ring.
- 2 Open End Adapters (1-1/2" or 2" MNPT) for 2" SS Manifold with o-ring.
- 1 packet of lubricant.

	Stk#	Description	Pkg Qty	Carton Qty	Unit	List Price / Unit
New!	76840	1-1/2" MNPT Assembly Kit for 2" SS Manifold	1		ea.	
New!	76850	2" MNPT Assembly Kit for 2" SS Manifold	1		ea.	



PEX Connectors for 2" Stainless Steel Manifold Stk# 77600 Series

Solid brass fitting attaches to the end of the PEX tubing and allows for easy installation onto the shut-off valves of the 2" SS manifold. Comes with o-ring.

1" connectors require 1" SS Press Sleeves (#24228; page 126) and use of a 1" Press Tool (e.g. 11328).

	Stk#	Description	Pkg Qty	Carton Qty	Unit	List Price / Unit
New!	77619	5/8" PEX to 2" SS Manifold Connector	1		pair	
New!	77622	3/4" PEX to 2" SS Manifold Connector	1		pair	
Special Order*	77628	1" PEX to 2" SS Manifold Connector	1		pair	



1" Cap and Washer for 2" Stainless Steel Manifold Stk# 76675

Cap to seal 2" SS manifold outlet.


	Stk#	Description	Pkg Qty	Carton Qty	Unit	List Price / Unit
New!	76675	1" Cap and Washer for 2" SS Manifold	1		pair	



Manifold Housings

Features & Benefits

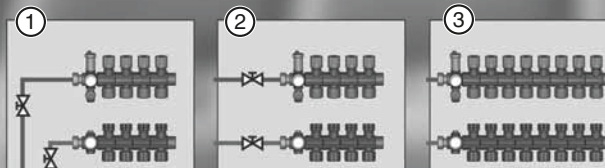
- ✓ allows easy access to manifold
- ✓ visible parts made of satin coated steel and are ready to paint without priming
- ✓ cover enables a structural flush seal
- ✓ locking, removable (lift off) door
- ✓ stylish ventilation apertures to prevent build up of heat and formation of condensation
- ✓ openings for mains piping on left & right sides (recessed only)



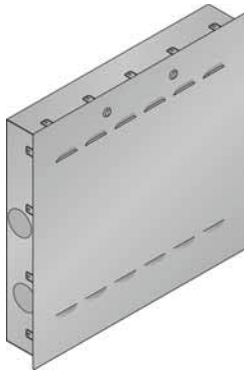
Stk. #	Width	Height	Depth	Maximum # of Loops with Manifold Assembly Kit #:				Max # of SS Manifold Loops					
				79400*	79401*	79402*	79200						
71400 Series: Surface Mounted Manifold Housing				①									
71424	24" (610 mm)	30" (762 mm)	5-1/2" (140 mm)	4	5	3	4	4					
71430	30" (762 mm)	30" (762 mm)	5-1/2" (140 mm)	7	7	6	6	7					
71442	42" (1067 mm)	30" (762 mm)	5-1/2" (140 mm)	11	12	10	11	12					
71700 Series: Recessed Manifold Housing				① ②	③	① ②	③	① ②	③	① ②	③	① ②	③
71724	24" (610 mm)	23" (584 mm)	3-7/8" (98 mm)	4	7	5	8	3	6	4	8	3	7
71730	30-1/4" (768 mm)	23" (584 mm)	3-7/8" (98 mm)	6	9	7	10	5	8	7	10	6	7
71743	43-1/2" (1105 mm)	23" (584 mm)	3-7/8" (98 mm)	11	12	12	12	10	12	12	12	12	12

Installation Methods:

- ① Allowance for 90° mains piping.
- ② Allowance for straight isolation valves.
- ③ Manifolds only, no piping allowances.



* Thermometers must be removed in recessed housing.



**Manifold Housing: Recessed
71700 Series**

Allows easy access to the manifold through its locking, removable door.

Features: visible parts made of satin coated steel, surfaces ready to paint without priming, and stylish ventilation apertures to prevent build up of heat and formation of condensation.

For use with TwistSeal® and Stainless Steel Manifolds (76100 and 76200 series).
Not compatible with 2" Stainless Steel Manifolds (76600 series).

Stk#	Description	Pkg Qty	Carton Qty	Unit	List Price / Unit
71724	Recessed Manifold Housing 24"×23"×3-7/8"	1		ea.	
71730	Recessed Manifold Housing 30"×23"×3-7/8"	1		ea.	
71743	Recessed Manifold Housing 43-1/2"×23"×3-7/8"	1		ea.	



**Manifold Housing: Surface Mount
71400 Series**

Allows easy access to the manifold through its locking, removable door.

Features: made of satin coated steel, surfaces ready to paint without priming, and stylish ventilation apertures to prevent build up of heat and formation of condensation. Skirting by others.

For use with TwistSeal® and Stainless Steel Manifolds (76100 and 76200 series).
Not compatible with 2" Stainless Steel Manifolds (76600 series).

Stk#	Description	Pkg Qty	Carton Qty	Unit	List Price / Unit
71424	Surface Mounted Manifold Housing 24"×30"×5-1/2"	1		ea.	
71430	Surface Mounted Manifold Housing 30"×30"×5-1/2"	1		ea.	
71442	Surface Mounted Manifold Housing 42"×30"×5-1/2"	1		ea.	


Special Pricing



**Key Lock for Manifold Housing Door
Stk# 71902**

Key lock that can field replace the standard coin/screwdriver lock of manifold housings (71700 and 71400 Series).


Stk#	Description	Pkg Qty	Carton Qty	Unit	List Price / Unit
71902	Key Lock for Housing Door	1		ea.	



**PEX Tubing Compression Couplings
69000 Series**

Solid brass fittings couples PEX tubing to PEX tubing.

Stk#	Description	Pkg Qty	Carton Qty	Unit	List Price / Unit
69012	3/8" x 3/8" PEX Comp. Coupling	1	25	ea.	
69005	1/2" x 1/2" PEX Comp. Coupling	1	25	ea.	
69019	5/8" x 5/8" PEX Comp. Coupling	1	25	ea.	
69022	3/4" x 3/4" PEX Comp. Coupling	1	25	ea.	
69028	1" x 1" PEX Comp. Coupling	1	25	ea.	

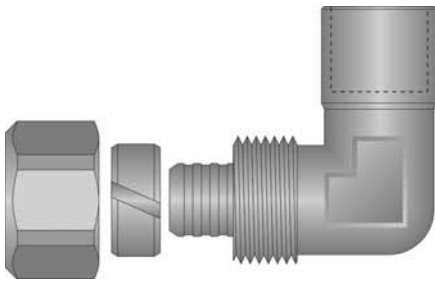


**PEX Compression to MNPT Adapters
68000 Series**

Solid brass fittings converts PEX tubing to male NPT thread.

Note: When used with PEX tubing there is a risk of thermal expansion / contraction due to temperature fluctuation. It is recommended that a swing joint or expansion loop is installed at the high temp (supply) end of the tubing.


Stk#	Description	Pkg Qty	Carton Qty	Unit	List Price / Unit
68012	3/8" PEX Comp. x 1/2" MNPT Adapter	1	25	ea.	
68005	1/2" PEX Comp. x 1/2" MNPT Adapter	1	25	ea.	
68019	5/8" PEX Comp. x 3/4" MNPT Adapter	1	25	ea.	
68022	3/4" PEX Comp. x 3/4" MNPT Adapter	1	25	ea.	
68028	1" PEX Comp. x 1" MNPT Adapter	1	25	ea.	



**PEX Compression to 90° Female Sweat Elbows
67300 & 67700 Series**

Solid brass fittings converts PEX tubing to female copper pipe.
Ideal for baseboard connections.


Stk#	Description	Pkg Qty	Carton Qty	Unit	List Price / Unit
67305	1/2" PEX Comp. x 1/2" F/Sweat 90° Elbow	1	25	ea.	
67705	1/2" PEX Comp. x 3/4" F/Sweat 90° Elbow	1	25	ea.	
67319	5/8" PEX Comp. x 3/4" F/Sweat 90° Elbow	1	25	ea.	



**PEX Compression to Female Sweat Adapters
67100 & 67500 Series**

Solid brass fittings converts PEX tubing to female copper pipe.

Stk#	Description	Pkg Qty	Carton Qty	Unit	List Price / Unit
67105	1/2" PEX Comp. x 1/2" F/Sweat Adapter	1	25	ea.	
67505	1/2" PEX Comp. x 3/4" Straight F/Sweat Adapter	1	25	ea.	
67119	5/8" PEX Comp. x 3/4" F/Sweat Adapter	1	25	ea.	

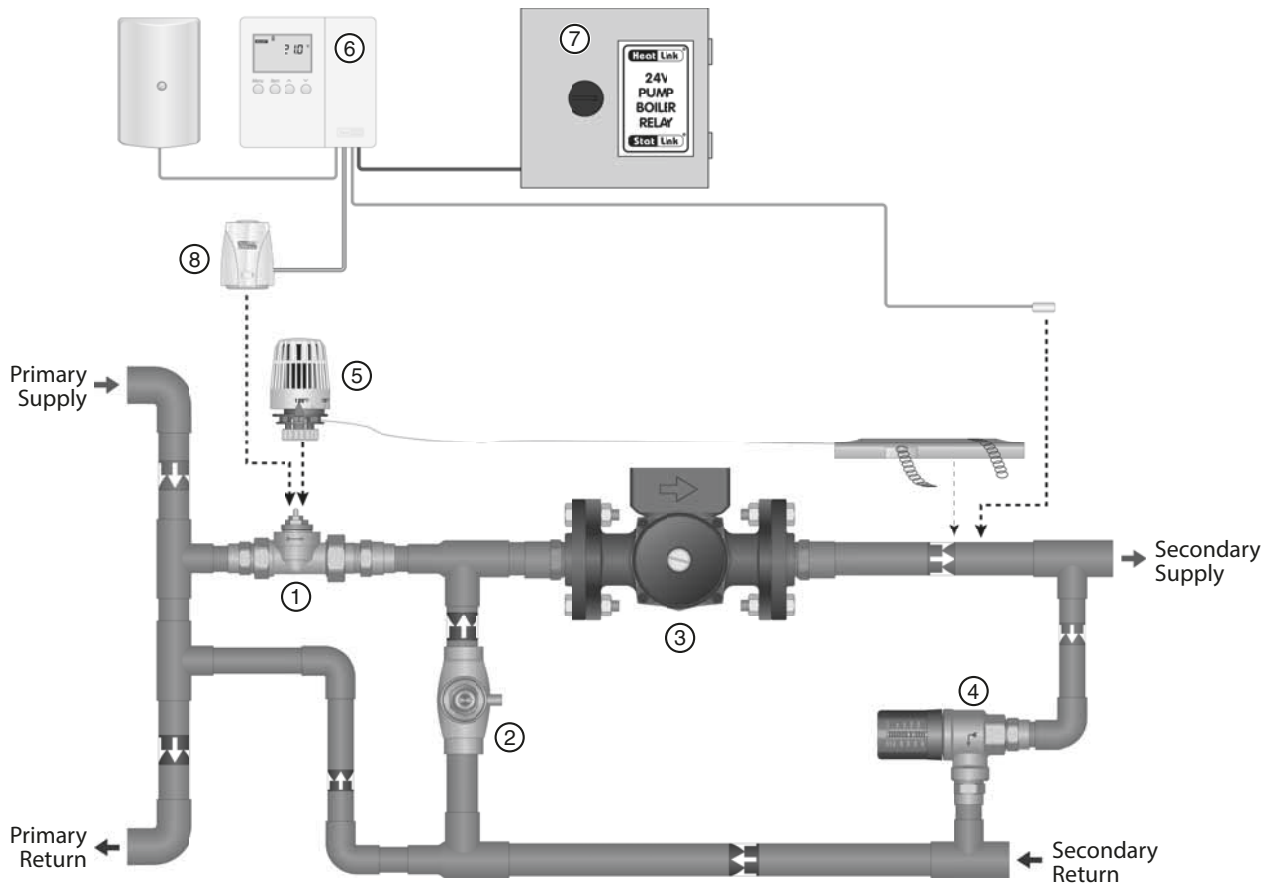


**PEX Compression to Male Sweat Adapters
67000 Series**

Solid brass fittings converts PEX tubing to male copper pipe.

Stk#	Description	Pkg Qty	Carton Qty	Unit	List Price / Unit
67005	1/2" PEX Comp. x 1/2" M/Sweat Adapter	1	25	ea.	
67019	5/8" PEX Comp. x 3/4" M/Sweat Adapter	1	25	ea.	
67022	3/4" PEX Comp. x 3/4" M/Sweat Adapter	1	25	ea.	

Note: For 1/2", 3/4", 1", 1-1/4", and 1-1/2" PEX tubing the SS press sleeve fitting system can be used, see the "Potable Water System" section.



Components

- ① HeatLink® Injection Valve (62000 series; page 33)
- ② HeatLink® Balancing Valve (#62325; page 32)
- ③ Secondary Pump
- ④ HeatLink® Pressure Activated Bypass Valve (60000 series; page 34)

Control Options

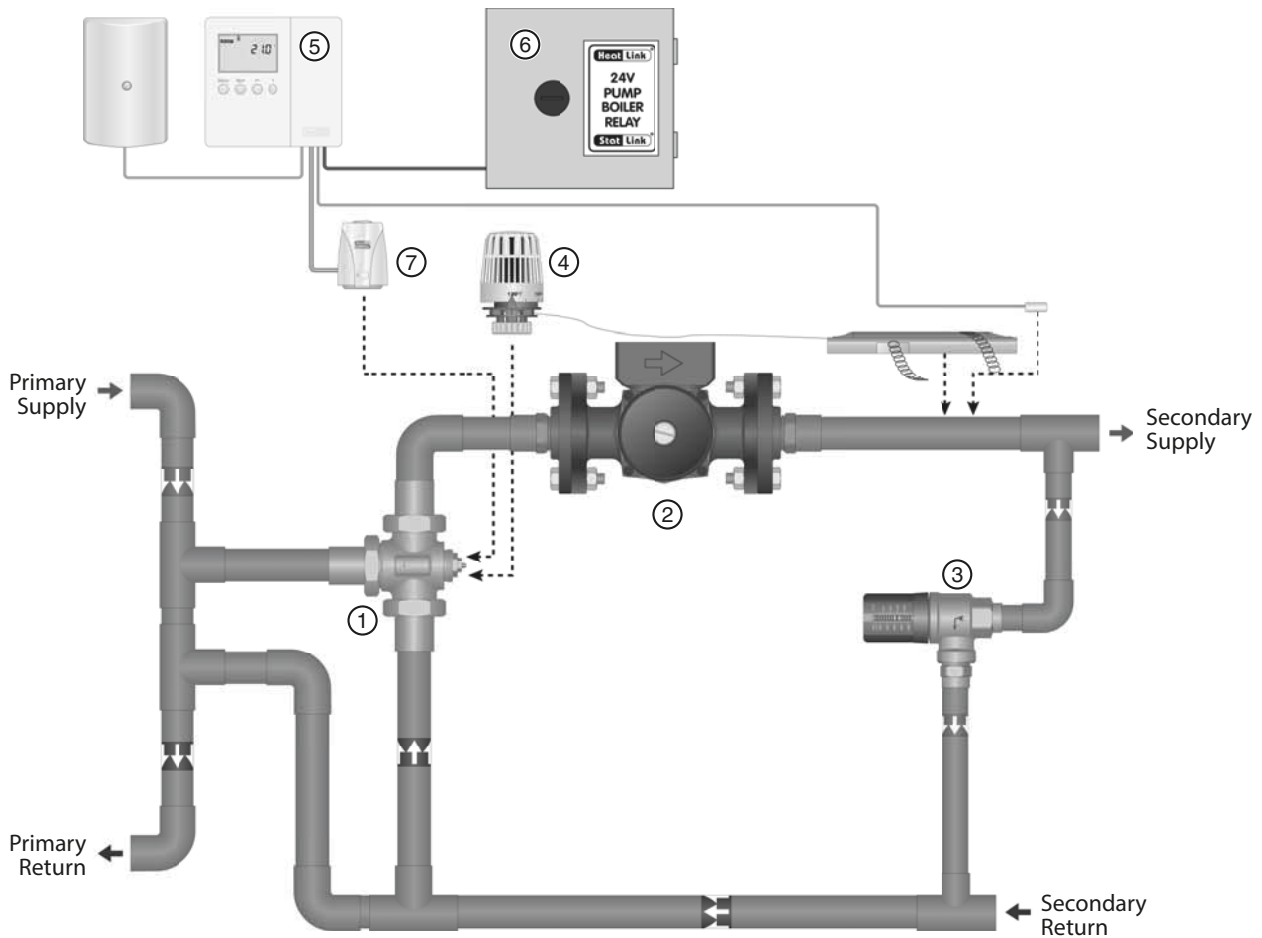
Setpoint

- ⑤ HeatLink® Thermostatic Head with Capillary (#57094; page 36)

Setpoint or Outdoor Reset

- ⑥ HeatLink® Compact Mixing Reset Control (#31355; page 44)
- ⑦ HeatLink® 24Vac DPDT Pump Relay (#45112; page 42)
- ⑧ HeatLink® DDC Actuator (#56121; page 37)

Note: Not all required components are shown. Local codes, regulation, and authorities have final jurisdiction.



Components

- ① HeatLink® Compact 3-way Mixing Valve (63700 series; page 31)
- ② Secondary Pump
- ③ HeatLink® Pressure Activated Bypass Valve (60000 series; page 34)

Control Options

Setpoint

- ④ HeatLink® Thermostatic Head with Capillary (#57094; page 36)

Setpoint or Outdoor Reset

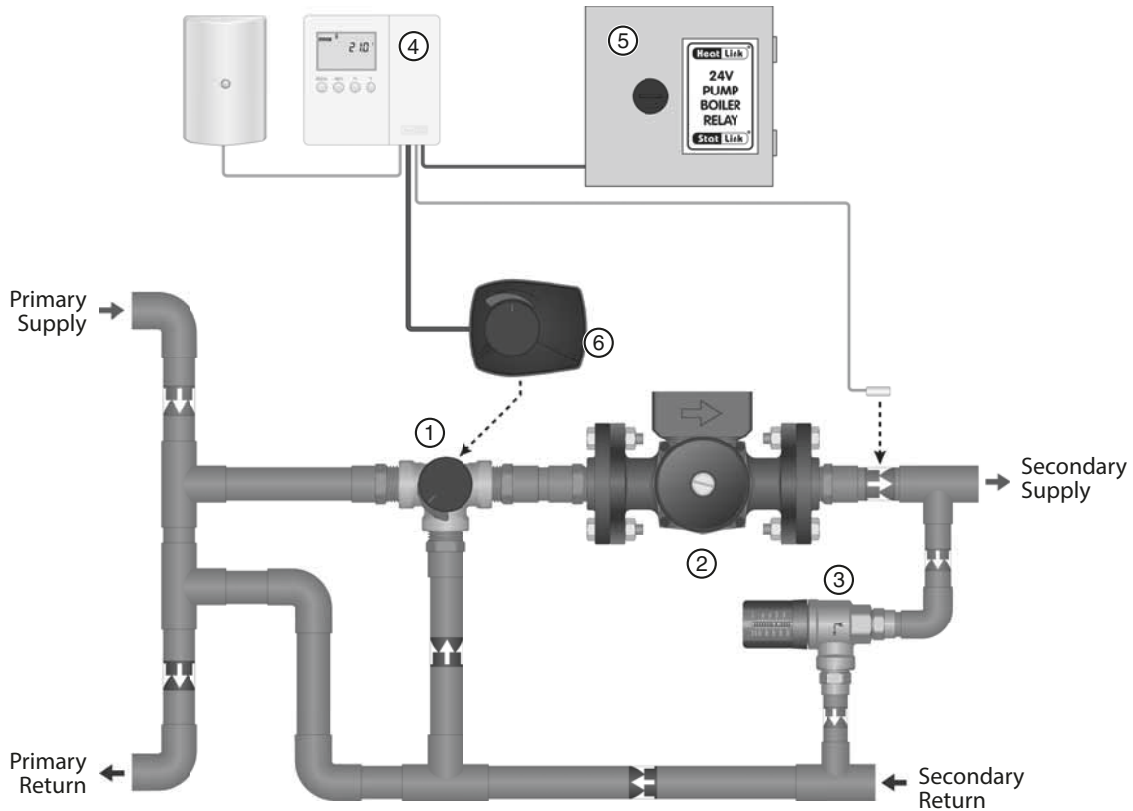
- ⑤ HeatLink® Compact Mixing Reset Control (#31355; page 44)
- ⑥ HeatLink® 24Vac DPDT Pump Relay (#45112; page 42)
- ⑦ HeatLink® DDC Actuator (#56121; page 37)

MECHANICAL ROOM IN A BOX™

Panel Alternatives

- TMP series - pages 72-79
- TWH series - pages 80-85
- CDP series - pages 92-95
- SSTS series - pages 104-105

Note: Not all required components are shown. Local codes, regulation, and authorities have final jurisdiction.



Components

- ① HeatLink® 3-way Mixing Valve (63500 series; page 30)
- ② Secondary Pump
- ③ HeatLink® Pressure Activated Bypass Valve (60000 series; page 34)

Control Options

Setpoint or Outdoor Reset

- ④ HeatLink® Compact Mixing Reset Control (#31355; page 44)
- ⑤ HeatLink® 24Vac DPDT Pump Relay (#45112; page 42)
- ⑥ HeatLink® Mixing Valve Motor (58100 series; page 35)

Snow melt (not shown)

HeatLink® Snow/Ice Detector & Melting Control (#31667; page 45)

HeatLink® Snow/Ice Detector (#30090, 30091; page 45)

- ⑥ HeatLink® Mixing Valve Motor (58100 series; page 35)

MECHANICAL ROOM IN A BOX™

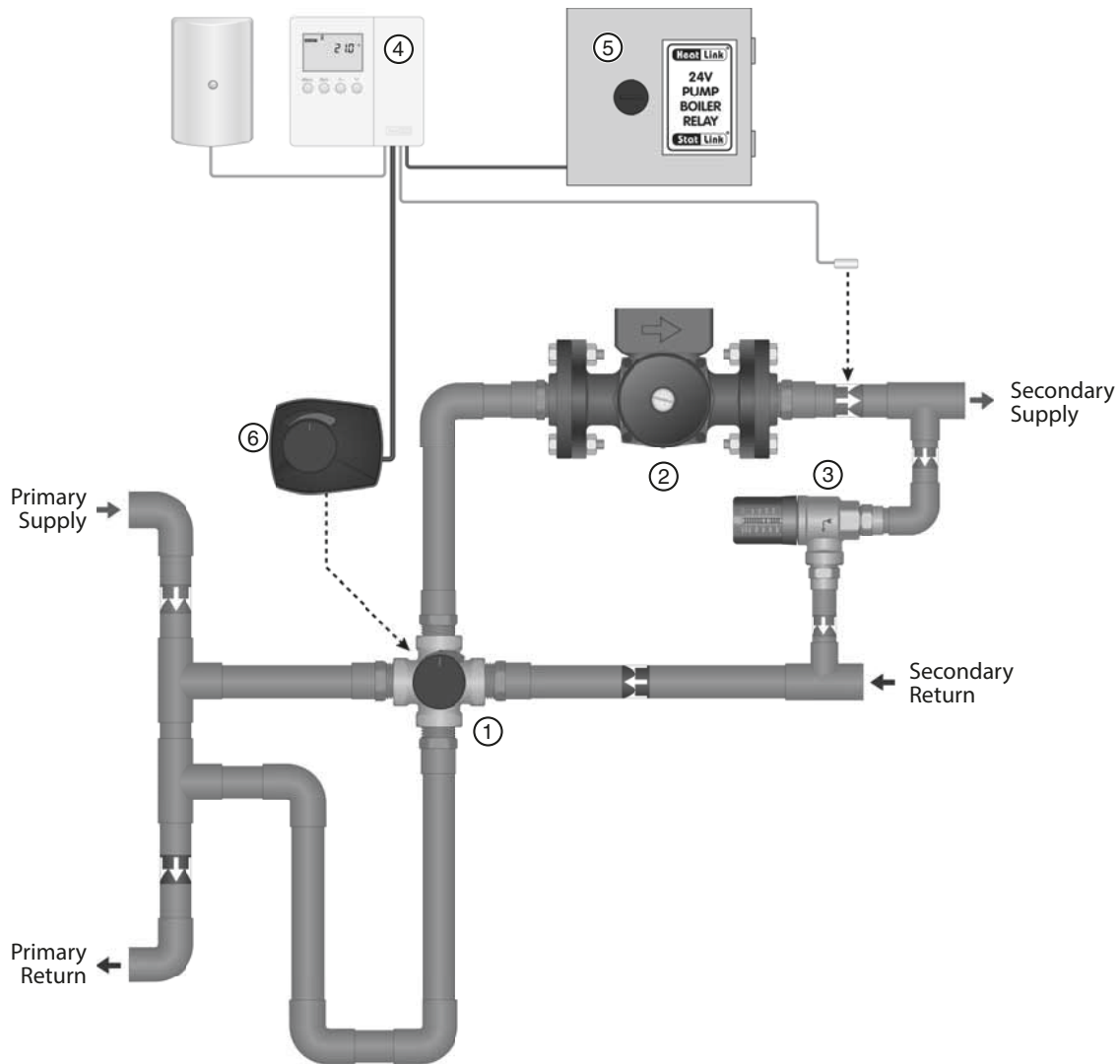
Panel Alternatives

CDP310R - pages 96-97

SSTL series - pages 106-107

SMP series - pages 108-116

Note: Not all required components are shown. Local codes, regulation, and authorities have final jurisdiction.



Components

- ① HeatLink® 4-way Mixing Valve (64000 series; page 30)
- ② Secondary Pump
- ③ HeatLink® Pressure Activated Bypass Valve (60000 series; page 34)

Control Options

Setpoint or Outdoor Reset

- ④ HeatLink® Compact Mixing Reset Control (#31355; page 44)
- ⑤ HeatLink® 24Vac DPDT Pump Relay (#45112; page 42)
- ⑥ HeatLink® Mixing Valve Motor (58100 series; page 35)

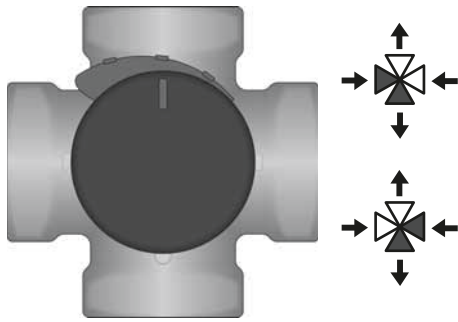
Snow melt (not shown)

HeatLink® Snow/Ice Detector & Melting Control (#31667; page 45)

HeatLink® Snow/Ice Detector (#30090, 30091; page 45)

- ⑥ HeatLink® Mixing Valve Motor (58100 series; page 35)

Note: Not all required components are shown. Local codes, regulation, and authorities have final jurisdiction.




4-way FNPT Mixing Valves 64000 Series

This unit mixes high temperature boiler water with heating return water to create a supply water temperature. It has the option of manual operation, or it can be fitted with a Mixing Valve Motor for 1" to 2" FNPT Valves 3-Point Floating (#58131; page 35) or Mixing Valve Motor for 1" to 2" FNPT Valves DDC (#58132; page 35) for fully automatic operation.

1" Cv = 11.7 (Kvs = 10)
1-¼" Cv = 18.7 (Kvs = 16)
1-½" Cv = 29.3 (Kvs = 25)
2" Cv = 46.8 (Kvs = 40)

	Stk#	Description	Pkg Qty	Carton Qty	Unit	List Price / Unit
New!	64026	1" × 4-way FNPT Mixing Valve	1		ea.	
New!	64031	1-¼" × 4-way FNPT Mixing Valve	1		ea.	
New!	64041	1-½" × 4-way FNPT Mixing Valve	1		ea.	
New!	64051	2" × 4-way FNPT Mixing Valve	1		ea.	

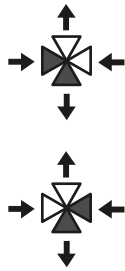



4-Way Flange Mixing Valves 64100 Series

This unit mixes high temperature boiler water with heating return water to create a supply water temperature. It has the option of manual operation, or it can be fitted with a Mixing Valve Motor for 2" to 4" Flange Valves 3-Point Floating (#58200; page 35) or Mixing Valve Motor for 2" to 4" Flange Valves DDC (#58300; page 35) for fully automatic operation. Flange are DIN compatible.

2" Cv = 69.4 (Kvs = 60)
2-½" Cv = 104.0 (Kvs = 90)
3" Cv = 173.4 (Kvs = 150)
4" Cv = 260.1 (Kvs = 225)

	Stk#	Description	Pkg Qty	Carton Qty	Unit	List Price / Unit
New!	64164	2" × 4-way Flange Mixing Valve	1		ea.	
New!	64166	2-½" × 4-way Flange Mixing Valve	1		ea.	
New!	64181	3" × 4-way Flange Mixing Valve	1		ea.	
New!	65000	4" × 4-way Flange Mixing Valve	1		ea.	

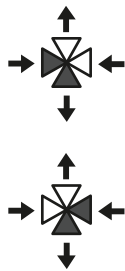
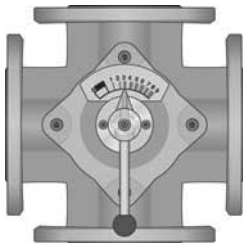


4-way FNPT Mixing Valves 64000 Series

This unit mixes high temperature boiler water with heating return water to create a supply water temperature. It has the option of manual operation, or it can be fitted with a Mixing Valve Motor for 1" and 1-1/4" Valves (#58130; page 35) for fully automatic operation.

1-1/4" Cv = 17.4 (Kvs = 15)

	Stk#	Description	Pkg Qty	Carton Qty	Unit	List Price / Unit
WSL	64030	1-1/4" x 4-way FNPT Mixing Valve	1		ea.	

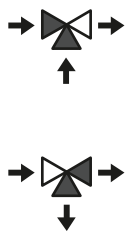



4-Way Flange Mixing Valves 64100 Series

This unit mixes high temperature boiler water with heating return water to create a supply water temperature. It has the option of manual operation, or it can be fitted with a mixing valve motor (#58199; page 35) for fully automatic operation. Flanges are ANSI and DIN compatible.

2-1/2" Cv = 73.3 (Kvs = 63)
3" Cv = 116.3 (Kvs = 100)

	Stk#	Description	Pkg Qty	Carton Qty	Unit	List Price / Unit
WSL	64165	2-1/2" x 4-way Flange Mixing Valve	1		ea.	
WSL	64180	3" x 4-way Flange Mixing Valve	1		ea.	

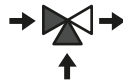



3-way FNPT Mixing / Diverting Valves 63500 Series

This unit mixes high temperature boiler water with heating return water to create a supply water temperature. It has the option of manual operation, or it can be fitted with a Mixing Valve Motor for 1" to 2" FNPT Valves 3-Point Floating (#58131; page 35) or Mixing Valve Motor for 1" to 2" FNPT Valves DDC (#58132; page 35) for fully automatic operation.

1" Cv = 11.7 (Kvs = 10)
1-1/4" Cv = 18.7 (Kvs = 16)
1-1/2" Cv = 29.3 (Kvs = 25)
2" Cv = 46.8 (Kvs = 40)

	Stk#	Description	Pkg Qty	Carton Qty	Unit	List Price / Unit
New!	63026	1" x 3-way FNPT Mixing / Diverting Valve	1		ea.	
New!	63539	1-1/4" x 3-way FNPT Mixing / Diverting Valve	1		ea.	
New!	63541	1-1/2" x 3-way FNPT Mixing / Diverting Valve	1		ea.	
New!	63551	2" x 3-way FNPT Mixing / Diverting Valve	1		ea.	

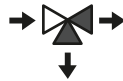



Compact 3-Way Mixing Valves
63700 Series

Three-way mixing valve for fluid temperature control in heating and cooling systems. Bronze valve body with brass nipples, protective cap, and stainless spindle with double O-ring seal. Threads are compatible with actuators (#56201, #56231, #56121; page 37) and thermostatic heads (#57091 and #57094; page 36).

- ½" Cv = 2.9 (Kv = 2.5)
- ¾" Cv = 4.1 (Kv = 3.5)
- 1" Cv = 5.3 (Kv = 4.6)
- 1-¼" Cv = 7.4 (Kv = 6.4)

Stk#	Description	Pkg Qty	Carton Qty	Unit	List Price / Unit
63716	½" Compact 3-way Mixing Valve	1		ea.	
63720	¾" Compact 3-way Mixing Valve	1		ea.	
63725	1" Compact 3-way Mixing Valve	1		ea.	
63732	1-¼" Compact 3-way Mixing Valve	1		ea.	



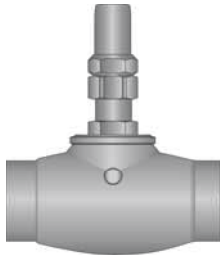
1" 3-Way Diverter Valve
Stk# 63025

Provides on/off or modulated flow control with bypass for manifolds or miscellaneous supplemental heating units. Fitted with three 1" sweat unions. Threads are compatible with actuators (#56201, #56231, #56121; page 37) and thermostatic heads (#57091 and #57094; page 36).

Cv = 6.0 (Kv = 5.12)

Stk#	Description	Pkg Qty	Carton Qty	Unit	List Price / Unit
63025	1" x 3-way Mixing/Diverter Valve	1		ea.	


WSL



Straight Balancing Valve 1" Female Sweat Stk# 62325

Flow balancing valve for use in injection systems and with the side stream filter.

Stk#	Description	Pkg Qty	Carton Qty	Unit	List Price / Unit
62325	Straight Balancing Valve 1" F/Sweat	1	24	ea.	




90° Angle Radiator Valves 62100 Series

Provides on/off or modulated flow control for miscellaneous supplemental heating units (e.g. towel warmers). Nickel plated. Threads are compatible with actuators (#56201, #56231, #56121; page 37) and thermostatic heads (#57091 and #57094; page 36).

½" Cv = 1.6 (Kv = 1.35)

¾" Cv = 2.9 (Kv = 2.5)

Stk#	Description	Pkg Qty	Carton Qty	Unit	List Price / Unit
62116	90° Angle Radiator Valve ½", Nickel Plated	1	5	ea.	
62120	90° Angle Radiator Valve ¾", Nickel Plated	1	20	ea.	



Straight Radiator Valves 62200 Series

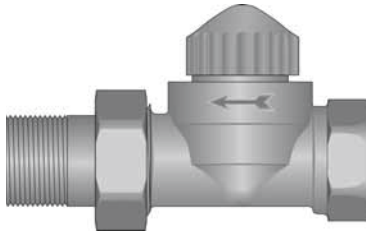
Provides on/off or modulated flow control for miscellaneous supplemental heating units (e.g. towel warmers). Nickel plated. Threads are compatible with actuators (#56201, #56231, #56121; page 37) and thermostatic heads (#57091 and #57094; page 36).

½" Cv = 1.6 (Kv = 1.35)

¾" Cv = 2.9 (Kv = 2.5)

Stk#	Description	Pkg Qty	Carton Qty	Unit	List Price / Unit
62216	Straight Radiator Valve ½", Nickel Plated	1	20	ea.	
62220	Straight Radiator Valve ¾", Nickel Plated	1	20	ea.	

**Straight Zone Valves/Injection Valves
62000 Series**



Provides on/off or modulated flow control for baseboard, fan coils, manifolds, and injection controls. Threads are compatible with actuators (#56201, #56231, #56121; page 37) and thermostatic heads (#57091 and #57094; page 36).

- ½" Cv = 2.9 (Kv = 2.5)
- ¾" Cv = 4.2 (Kv = 3.6)
- 1" Cv = 4.9 (Kv = 4.2)
- 1-¼" Cv = 6.8 (Kv = 5.8)

Stk#	Description	Pkg Qty	Carton Qty	Unit	List Price / Unit
62016	Straight Zone Valve ½" NPT	1	5	ea.	
62020	Straight Zone Valve ¾" NPT	1	5	ea.	
62025	Straight Zone Valve 1" NPT	1		ea.	
62030	Straight Zone Valve 1-¼" NPT	1		ea.	

**½" Straight Return Connector
Stk# 61016**




Provides balancing for miscellaneous supplemental heating units (e.g. towel warmers). Gives a clean exposed finish when used with the HeatLink® zone valves in supplemental heat applications. Nickel plated.

Cv = 1.6 (Kv = 1.35)

Stk#	Description	Pkg Qty	Carton Qty	Unit	List Price / Unit
61016	Straight Return Connector ½"	1	20	ea.	

**½" 90° Angle Return Connector
Stk# 61116**



Provides balancing for miscellaneous supplemental heating units (e.g. towel warmers). Gives a clean exposed finish when used with the HeatLink® zone valves in supplemental heat applications. Nickel plated.

Cv = 1.6 (Kv = 1.35)

Stk#	Description	Pkg Qty	Carton Qty	Unit	List Price / Unit
61116	90° Angle Return Connector ½"	1	5	ea.	



**Pressure Activated Bypass Valve
60000 Series**

This valve prevents a steep rise of the pump head and maintains flow at a stable rate. Also ensures only required amount of circulating water is used for hydronic systems. The 3/4" valve can be adjusted to any point between 1.5 and 17 ft H₂O (50 and 500 mbar). The 1" and 1-1/4" can be adjusted to any point between 10 and 60 ft H₂O (30 and 1800 mbar).

- 3/4" max. flow = 13 US gpm (2950 L/h)
- 1" max. flow = 22 US gpm (5000 L/h)
- 1-1/4" max. flow = 35 US gpm (7950 L/h)

Stk#	Description	Pkg Qty	Carton Qty	Unit	List Price / Unit
60020	Pressure Activated Bypass Valve 3/4"	1	5	ea.	
60025	Pressure Activated Bypass Valves 1"	1	5	ea.	
60040	Pressure Activated Bypass Valves 1-1/4"	1	5	ea.	



Mixing Valve Motor for 1" & 1-¼" Valves Stk# 58130

Used to automatically operate the 4-way mixing valve. The motor is reversible and is provided with fixed limit switches. For use with 1-¼" mixing valves (#64030; page 30).

24 Vac 50/60 Hz 2 VA

	Stk#	Description	Pkg Qty	Carton Qty	Unit	List Price / Unit
WSL	58130	Mixing Valve Motor for 1" and 1-¼" Valves	1		ea.	



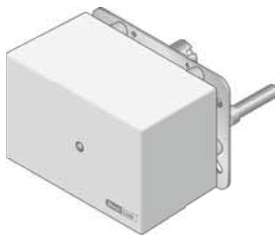
Mixing Valve Motors for 1" to 2" Rotary NPT Valves Stk# 58131 & 58132

Used to automatically operate the 4-way or 3-way mixing valve. For use with 4-way FNPT mixing valves (#64026, #64031, #64041, #64051; page 29) and 3-way FNPT mixing / diverting valves (#63026, #63539, #63541, #63551; page 30).

#58131 motor is floating 3-point action mixing valve motor.
24 Vac 50/60 Hz 2 VA

#58132 motor is DDC mixing valve motor.
24 Vac/dc 50/60 Hz 4 VA

	Stk#	Description	Pkg Qty	Carton Qty	Unit	List Price / Unit
New!	58131	Mixing Valve Motor for 1" to 2" FNPT Valves 3-Point Floating	1		ea.	
New!	58132	Mixing Valve Motor for 1" to 2" FNPT Valves DDC	1		ea.	



Mixing Valve Motors for 2-½" to 4" Flange Mixing Valves Stk# 58199

Used to automatically operate the 4-way flange mixing valve. The motor is reversible and is provided with fixed limit switches. For use with flanged 2-½" and 3" mixing valves (#64165 and #64180; page 30).

24 Vac 50/60 Hz 2 VA

	Stk#	Description	Pkg Qty	Carton Qty	Unit	List Price / Unit
WSL	58199	Mixing Valve Motor for 2-½" to 4" Flange Mixing Valves	1		ea.	



Mixing Valve Motors for 2" to 4" Flange Mixing Valves Stk# 58200 & 58300

Used to automatically operate the 4-way flange mixing valve. For use with flanged 2" to 4" mixing valves (#64164, #64166, #64181, #65000; page 29).

#58200 motor is floating 3-point action mixing valve motor.
24 Vac 50/60 Hz 2 VA

#58300 motor is DDC mixing valve motor.
24 Vac/dc 50/60 Hz 5 VA


	Stk#	Description	Pkg Qty	Carton Qty	Unit	List Price / Unit
New!	58200	Mixing Valve Motor for 2" to 4" Flange Mixing Valves 3-Point Floating	1		ea.	
New!	58300	Mixing Valve Motor for 2" to 4" Flange Mixing Valves DDC	1		ea.	



Thermostatic Head
Stk# 57091

Thermostatic head for HeatLink[®] zone valves. Maximum setting 84°F (29°C). Senses 0.4°F (0.2°C) air temperature change. Takes 24 minutes to close from full open.

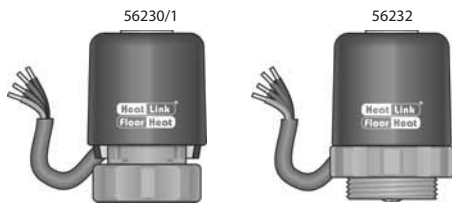
Stk#	Description	Pkg Qty	Carton Qty	Unit	List Price / Unit
57091	Thermostatic Head (16°-28°C)	1		ea.	



Thermostatic Head with 6' (1.8 m) Remote Capillary
Stk# 57094

Used as injection control for HeatLink[®] zone valves. Senses 0.4°F (0.2°C) supply water change. Takes 15 minutes to close from full open. Temperature adjustment range: 96-150°F (36-66°C)

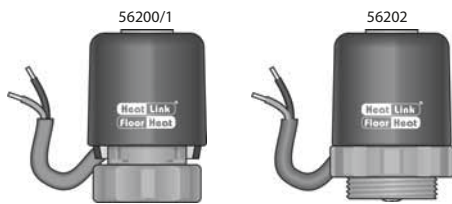
Stk#	Description	Pkg Qty	Carton Qty	Unit	List Price / Unit
57094	Thermostatic Head c/w Capillary (86°-149°F)	1		ea.	



Actuators c/w End Switch 56230 Series

These motors allow for additional room temperature control in conjunction with a room thermostat by mounting on a TwistSeal® supply manifold module (56230), Stainless Steel Manifold (56231), HeatLink® 62000 & 63000 series zone valves (56231), or TwistSeal® Multiport Manifold (56232). Comes complete with end switch to allow pump and/or boiler switching.

Stk#	Description	Pkg Qty	Carton Qty	Unit	List Price / Unit
56230	HeatLink® TwistSeal® Manifold Actuator c/w End Switch	1	100	ea.	
56231	HeatLink® Valve & SS Manifold Actuator c/w End Switch	1	100	ea.	
56232	HeatLink® Multiport Manifold Actuator c/w End Switch	1	100	ea.	



Actuators 56200 Series

These actuators allow for additional room temperature control in conjunction with a room thermostat by mounting on a TwistSeal® supply manifold module (56200), Stainless Steel Manifold (56201), HeatLink® 62000 & 63000 series zone valves (56201), or TwistSeal® Multiport Manifold (56202). Includes a heat demand LED indicator.

Stk#	Description	Pkg Qty	Carton Qty	Unit	List Price / Unit
56200	HeatLink® TwistSeal® Manifold Actuator with LED	1	100	ea.	
56201	HeatLink® Valve & SS Manifold Actuator with LED	1	100	ea.	
56202	HeatLink® Multiport Manifold Actuator with LED	1	100	ea.	

How to tell the 562x0 and 562x1 actuators apart

Actuator	LED	End Switch	Female Thread	Center Pin	Mounts on
56200	Yes	No	Fine	Yes	TwistSeal® 78200 & 78400
56201	Yes	No	Coarse	No	Valves & SS manifolds
56230	No	Yes	Fine	Yes	TwistSeal® 78200 & 78400
56231	No	Yes	Coarse	No	Valves & SS manifolds



56200 / 56230

56201 / 56231



DDC Actuator Stk# 56121

These actuators allow for additional room temperature control when used in conjunction with a direct digital control system by mounting on a Stainless Steel Manifold, or HeatLink® 62000 & 63000 series zone valves.

Stk#	Description	Pkg Qty	Carton Qty	Unit	List Price / Unit
56121	HeatLink® DDC Actuator for Manifolds and Valves	1	100	ea.	

HeatLink did some simple addition, and came up with a significant innovation. By adding an LED on our new StatLink® zone drive actuator, HeatLink has reduced the waiting time. The LED immediately indicates heat demand. Along with our new thermostats and zone modules, the result is a completely visual feedback system. To sum it up, it's situation normal...at-a-glance.

We've also gone color-coded and digital. Of the five thermostats StatLink® now offers, one is mechanical, one is electronic, and three are digital. The manual or automatic setback on the electronic and digital thermostats, provide energy savings by lowering the temperature of unoccupied rooms.

All thermostats are designed for use with standard AWG 18 cable. Our screw terminals are color-coded to match the wire colors found in fire-alarm cable (FAS105).

Our StatLink® modules simplify the whole wiring process, and eliminate that tangled mess of wires. The color-coded screw terminals indicate where each wire goes in the heating zones. Each zone has an LED indicator for heat demand, and up to 4 actuators can be connected to each zone. It also acts as a combined end-switch for all zones, by activating the boiler and pump when heat is required.

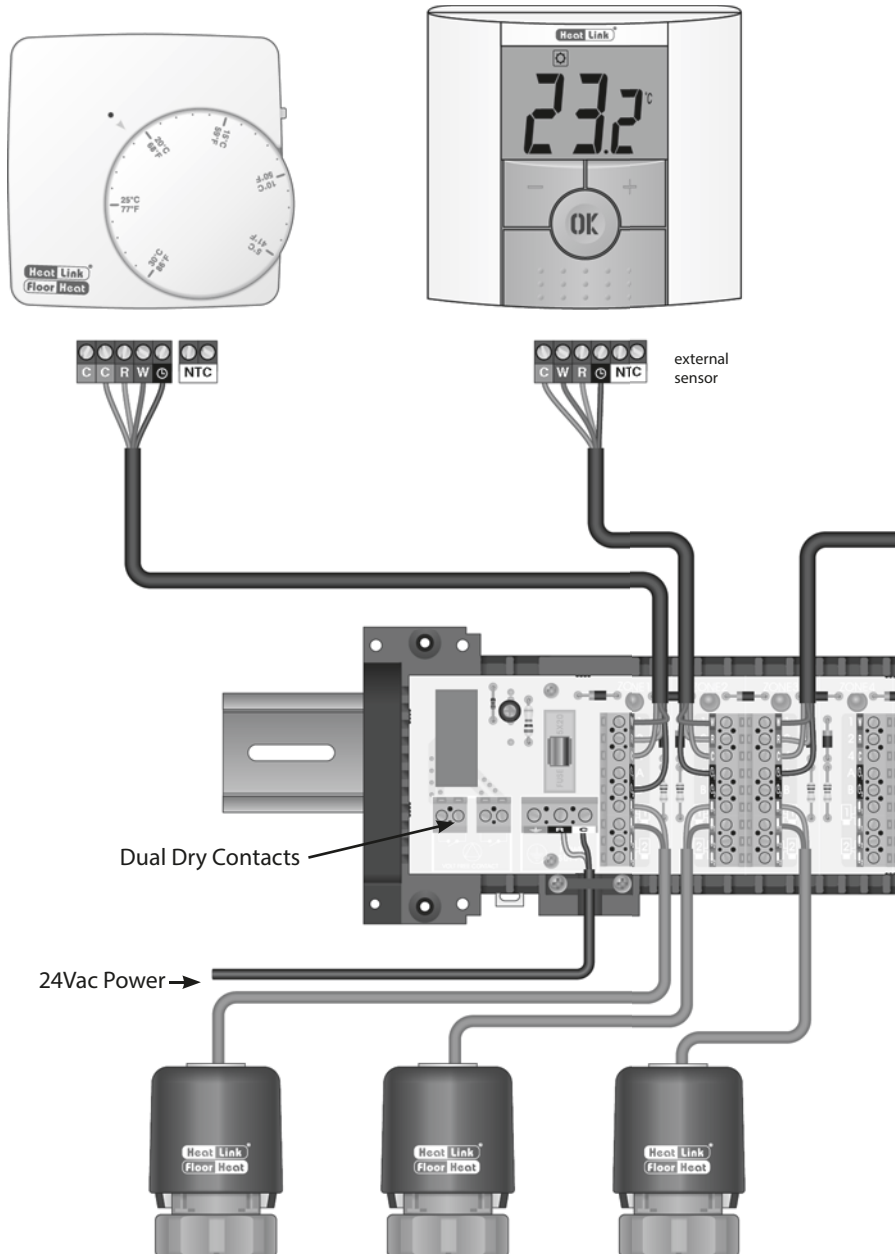
HeatLink's new StatLink® system saves the contractor both time and money, by focusing on ease of installation and ease of use. The new StatLink® is a welcome addition to the HeatLink family, and our customers will find it is an excellent fit with our other product lines.

Electronic Thermostat #46443

- analog electronic regulation
- heat demand LED
- large, easy to adjust dial
- 3 position operation selector switch: heat, manual or automatic (external timer) setback
- setback of 4°C (7°F)
- 3 or 4 wire operation
- internal or external sensor operation

Digital Thermostat #46544

- proportional integral temperature regulation
- fully menu driven
- large digital display
- manual or automatic (external timer) setback
- adjustable setback temperature
- room, floor or combined sensor operation
- adjustable characteristics for system optimization (high mass, low mass, baseboard, fan coil and cooling)

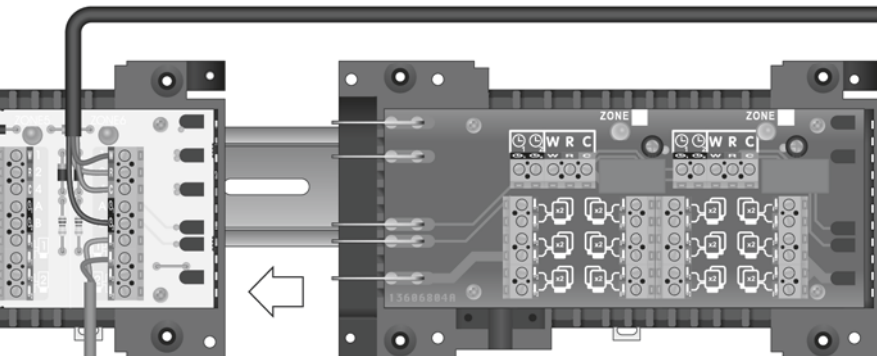


**Digital Timer Thermostat
#46643**

- proportional integral temperature regulation
- fully menu driven
- large digital display
- easy to program 7 day 24 hour timer with 4 user programs and 9 fixed programs
- room, floor or combined sensor operation
- setback signal feedback to StatLink®
- ITCS function for intelligent setback functionality
- adjustable characteristics for system optimization (high mass, low mass, baseboard, fan coil and cooling)

**Digital Heat/Cool Timer Thermostat
#46673**

- proportional integral temperature regulation
- fully menu driven
- large digital display
- easy to program 7 day 24 hour timer with 4 user programs and 9 fixed programs
- room, floor or combined sensor operation
- setback signal feedback to StatLink®
- ITCS function for intelligent setback functionality
- adjustable characteristics for system optimization (high mass, low mass, baseboard, fan coil and cooling)
- heat, cool, fan, or automatic operation



StatLink® 6 Zone Base Module - #40226

- 24Vac input
- boiler and pump switching via dual dry contacts
- heat demand LEDs for each zone
- up to 4 actuators per zone
- max. 12 actuators with the addition of a 60VA transformer

StatLink® 4 Zone Expansion Module - #40234

- (not shown)
- easy addition of 4 zones
 - heat demand LEDs for each zone
 - up to 4 actuators per zone

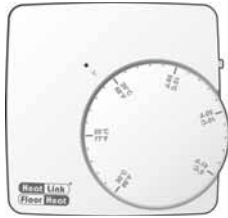
StatLink® 2 Zone Heavy Duty Expansion Module - #40242

- easy addition of 2 zones
- heat demand LEDs for each zone
- up to 12 actuators per zone

**Actuators
#56200 Series**

- heat demand LED indicator
- available with endswitch





Electronic Thermostat
Stk# 46443

Provides analog electronic temperature regulation. Screw terminal connection for use with standard thermostat wire. 3 position operation selector switch: heat, manual or automatic (external timer) setback. Includes heat demand LED. Optional external sensor.

Stk#	Description	Pkg Qty	Carton Qty	Unit	List Price / Unit
46443	HeatLink® Electronic Thermostat with LED and Setback Selector Switch	1		ea.	



Digital Thermostat
Stk# 46544

Provides proportional integral temperature regulation. Screw terminal connection for use with standard thermostat wire. Adjustable manual or automatic (external timer) setback. Features a fully menu driven large backlit digital display. Offers optimization for various system types (high mass, low mass, baseboard, fan coil and cooling). Optional external sensor.

Stk#	Description	Pkg Qty	Carton Qty	Unit	List Price / Unit
46544	HeatLink® Digital Thermostat "new design"	1		ea.	



Digital Timer Thermostat
Stk# 46643

Provides proportional integral temperature regulation for maximum comfort and efficiency. Features a fully menu driven large digital display. Offers optimization for various system types (high mass, low mass, baseboard, fan coil and cooling). Take control with the easy to program 7 day 24 hour timer utilizing 9 preset programs and the ability to program 4 additional user programs. This thermostat is capable of generating a setback signal that can be best utilized with a StatLink® module and shared with other thermostats. Optional external sensor.

Stk#	Description	Pkg Qty	Carton Qty	Unit	List Price / Unit
46643	HeatLink® Digital Timer Thermostat	1		ea.	



Digital Heat/Cool Timer Thermostat
Stk# 46673

Provides all the functionality of the Digital Timer Thermostat (#46643) plus cooling and fan control. Operational modes consist of: heat, cool, fan, or automatic. Optional external sensor.

Stk#	Description	Pkg Qty	Carton Qty	Unit	List Price / Unit
46673	HeatLink® Digital Heat/Cool Timer Thermostat	1		ea.	

Stat Link[®]

You're in Control

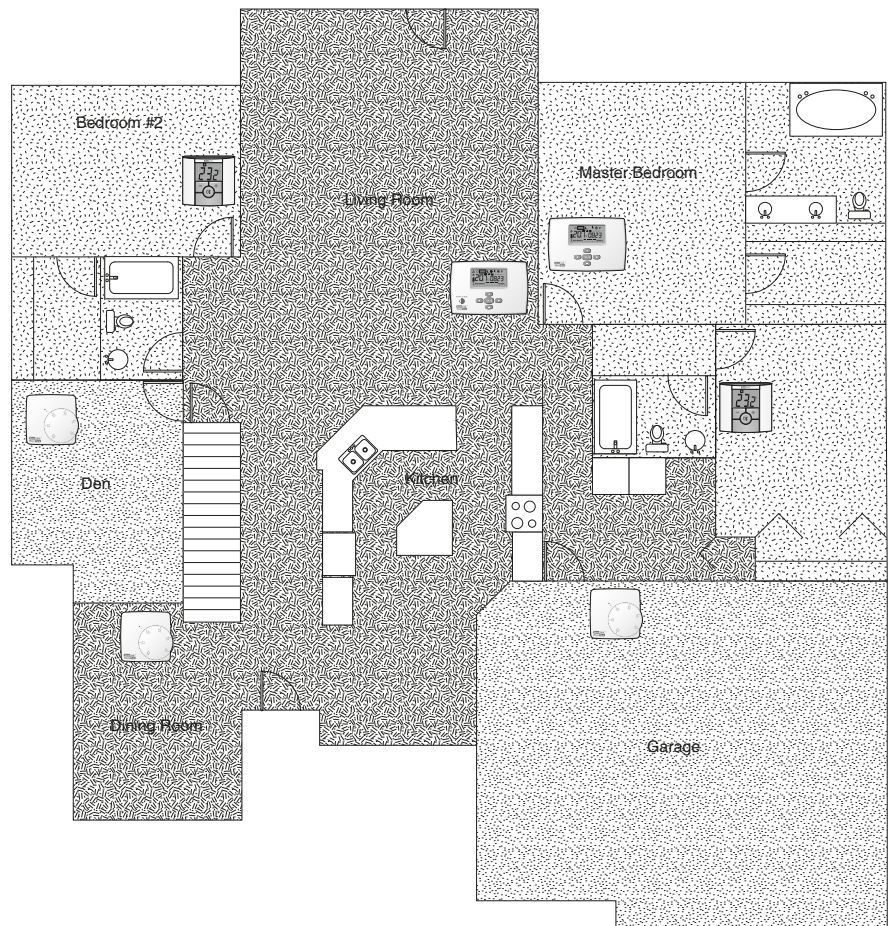
... because every family has different needs, and every home is unique.






A traditional forced air system with one central thermostat may need to be set higher than necessary to ensure that some parts of the house get sufficient heat.

With HeatLink[®] radiant floor heating, a house can be divided into different heating zones. Each zone will have its own thermostat that will set its temperature independently from the other zones. This means that you can heat only the rooms that need heat. Rooms that don't need to be heated can be put into "setback," a lower user adjustable temperature, to save energy.

Add a timer thermostat to automatically switch between normal operation and setback operation on a set schedule. This schedule will let you automatically lower the temperature of your home when no one's home and bring the temperature back up to greet you upon your return.



Example:

-  Living area is heated in the morning and evening, and setback during the day and at night.
-  Bedrooms are heated during the night, and setback during the day.
-  Less frequently used rooms can be manually switched to and from setback mode.

Setback Channel 1 - Living Area



Setback Channel 2 - Bedrooms



24 hour schedule



24Vac DPDT Pump Relay Stk# 45012

Double pole double throw relay used for pump and/or boiler control. Use with socket #45032 sold separately.

Contacts: 10A resistive, 7.5A inductive @ 110 Vac, ¼ hp.
7.5A resistive, 5.0A inductive @ 220 Vac, ½ hp.

Stk#	Description	Pkg Qty	Carton Qty	Unit	List Price / Unit
45012	24Vac DPDT Pump Relay	1		ea.	



24Vac DPDT Pump Relay Socket Stk# 45032

Socket for 24V AC DPDT pump relay #45012. Easily mounted on DIN rail.

Stk#	Description	Pkg Qty	Carton Qty	Unit	List Price / Unit
45032	8 Pin Round Socket for AC Relay	1		ea.	




24Vac DPDT Pump Relay Box Stk# 45112

Electrical enclosure complete with #45012 relay, #45032 socket, and DIN rail.

Contacts: 10A resistive, 7.5A inductive @ 110 Vac, ¼ hp.
7.5A resistive, 5.0A inductive @ 220 Vac, ½ hp.

Stk#	Description	Pkg Qty	Carton Qty	Unit	List Price / Unit
45112	HeatLink [®] 24Vac DPDT Pump Relay Box	1		ea.	

StatLink® 6 Zone Base Module Stk# 40226

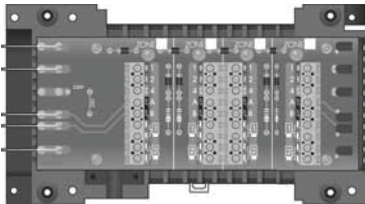


The StatLink® 6 zone base module is complete with all the main electrical connections for a hydronic floor heating system. This module can be mounted either on a DIN rail or directly to a wall. It connects room thermostats to their corresponding actuators. Each zone has an LED which indicates if it is calling for heat. A timer thermostat (#46643 or #46673) can send a setback signal to other thermostats via terminal Clock 1 or 2. As soon as there is a heat demand from one zone, a relay with two dry contacts is switched on (Pump, Boiler ...). Add more zones by plugging in the #40234 or #40242 module.

The 6 zone base module has a current rating of 2.5A; a 60VA transformer allows for 20 actuators per base module to be connected with up to 4 actuators per zone.

Stk#	Description	Pkg Qty	Carton Qty	Unit	List Price / Unit
40226	StatLink® 6 Zone Base Module	1		ea.	

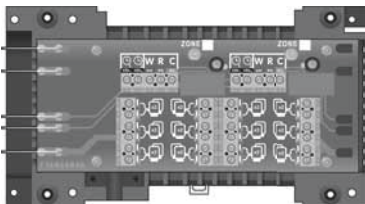
StatLink® 4 Zone Expansion Module Stk# 40234



The StatLink® 4 zone expansion module connects to the StatLink® 6 zone base module, allowing 4 more room thermostats to connect to their corresponding actuators. The 4 zone expansion module has a current rating of 2.5A.

Stk#	Description	Pkg Qty	Carton Qty	Unit	List Price / Unit
40234	StatLink® 4 Zone Expansion Module	1		ea.	

StatLink® 2 Zone Heavy Duty Expansion Module Stk# 40242



The StatLink® 2 zone heavy duty expansion module connects to the StatLink® 6 zone base module or power module, allowing 2 more room thermostats to connect to up to 12 actuators each. Note: max. 60 VA transformer allows for up to 20 actuators. The 2 zone heavy duty expansion module has a current rating of 2.5A.

Stk#	Description	Pkg Qty	Carton Qty	Unit	List Price / Unit
40242	StatLink® 2 HD Zone Expansion Module	1		ea.	

Installation Track for StatLink® Modules Stk# 44325



Allows for easy and fast installation of all control modules.
Length = 25"

Stk#	Description	Pkg Qty	Carton Qty	Unit	List Price / Unit
44325	StatLink® Installation Track, 25"	1		ea.	



HeatLink® One Stage Setpoint Control Stk# 30150

One stage SPDT heating and cooling setpoint control. Pulse width modulation or bang-bang operation. Features adjustable differential and adjustable delay or cycle.

1 universal sensor is included.

24 Vac 50/60 Hz 1 VA

Stk#	Description	Pkg Qty	Carton Qty	Unit	List Price / Unit
30150	One Stage Setpoint Control	1		ea.	



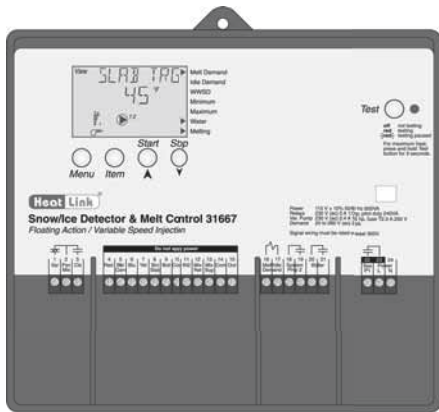
HeatLink® Compact Mixing Reset Control Stk# 31355

The 31355 Compact Mixing Reset Control regulates the supply water temperature of an automated mixing valve in order to provide outdoor reset or setpoint operation. The 31355 provides a floating action (3-way or 4-way mixing) or a 0/2–10 Vdc (2-way injection) signal to adjust the mixing valve position. The 31355 also includes two separate night setback channels.

Outdoor sensor and 1 universal sensor are included.

24Vac 50/60 Hz 50 VA (max)

Stk#	Description	Pkg Qty	Carton Qty	Unit	List Price / Unit
31355	HeatLink® Compact Mixing Reset Control	1		ea.	



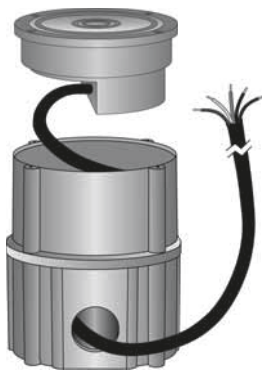
HeatLink® Snow/Ice Detector & Melting Control - Floating Action / Variable Speed Stk# 31667

The 31667 Snow/Ice Detector & Melting Control is designed to control a single zone snow melting system. The snow melting system may be started manually or automatically through the use of a Snow/Ice Sensor (#30090). The control automatically adjusts the mixed supply water to the snow melting system by controlling a variable speed pump or floating action mixing valve. The 31667 control includes a large Liquid Crystal Display (LCD) in order to view system status and operating information.

Outdoor sensor and 2 universal sensors are included.

120 Vac 50/60 Hz 600 VA

Stk#	Description	Pkg Qty	Carton Qty	Unit	List Price / Unit
31667	HeatLink® Snow/Ice Detector & Melt Control	1		ea.	



Snow/Ice Detector (Sensor) Stk# 30090, 30091

This snow/ice sensor in conjunction with the 31667, activates and controls a snow melting system based on moisture (snow/ice) and slab temperature. This control is not designed as a simple detection device and will not operate properly in an unheated slab.

Stk#	Description	Pkg Qty	Carton Qty	Unit	List Price / Unit
30090	Snow/Ice Sensor (10K) 65 ft cable	1		ea.	
30091	Snow/Ice Sensor Socket	1		ea.	



Universal Sensor Stk# 30071

Standard sensor for use as optional sensor in 30000 series controls.

Stk#	Description	Pkg Qty	Carton Qty	Unit	List Price / Unit
30071	Universal Sensor (10K)	1	10	ea.	



Slab Sensor - PVC Sleeve Stk# 30072, 30073

Sensors for use in measuring slab or ground temperatures. The 30072 and 30073 standard sensors with PVC sleeve are designed for use in soil or concrete. For use with 30000 series controls and 46000 series thermostats.

Stk#	Description	Pkg Qty	Carton Qty	Unit	List Price / Unit
30072	Slab Sensor (10K) PVC Sleeve 20ft Cable	1		ea.	
30073	Slab Sensor (10K) PVC Sleeve 40ft Cable	1		ea.	



Slab Sensor - Stainless Steel Sleeve Stk# 30079

Sensors for use in measuring slab or ground temperatures. The 30079 sensor with stainless steel sleeve is designed for use in concrete, thin-set and grout. For use with 30000 series controls and 46000 series thermostats.

Stk#	Description	Pkg Qty	Carton Qty	Unit	List Price / Unit
30079	Slab Sensor (10K) SS Sleeve 10ft Cable	1		ea.	



Indoor Sensors Stk# 30076, 30077

These 10k sensors provide accurate measurement of the indoor air temperature. The 30076 sensor can be mounted directly on the wall using two #6 - 1" screws. The 30077 sensor can be mounted flush onto a standard duplex electrical box. For use with 30000 series controls.

Stk#	Description	Pkg Qty	Carton Qty	Unit	List Price / Unit
30076	Indoor Sensor (10K) Small Enclosure	1		ea.	
30077	Indoor Sensor (10K) Flush Mount	1		ea.	



HeatLink[®] Snow Melt Control - DDC Stk# ETO2SMCNR

The ETO2SMCNR Snow Melt Control is designed to control a one or two zone snow melting system. The snow melting system may be started manually or automatically through the use of a Driveway Sensor (#DRVWSNS-SS). The control automatically adjusts the mixed supply water to the snow melting system by controlling a DDC Mixing Valve Motor (#58132 or #58300; sold separately). The control includes a Liquid Crystal Display (LCD) in order to view system status and operating information.

Sensor NTC 12K and Driveway Sensor sold separately.

120 Vac 50/60 Hz

Stk#	Description	Pkg Qty	Carton Qty	Unit	List Price / Unit
New! ETO2SMCNR	Snowmelt Control - DDC (1 or 2-Zone Snowmelting Sensor Sold Separately)	1		ea.	



Sensor NTC 12K Stk# ETF1899ASNS

Standard sensor for use as optional sensor with ETO2SMCNR control.

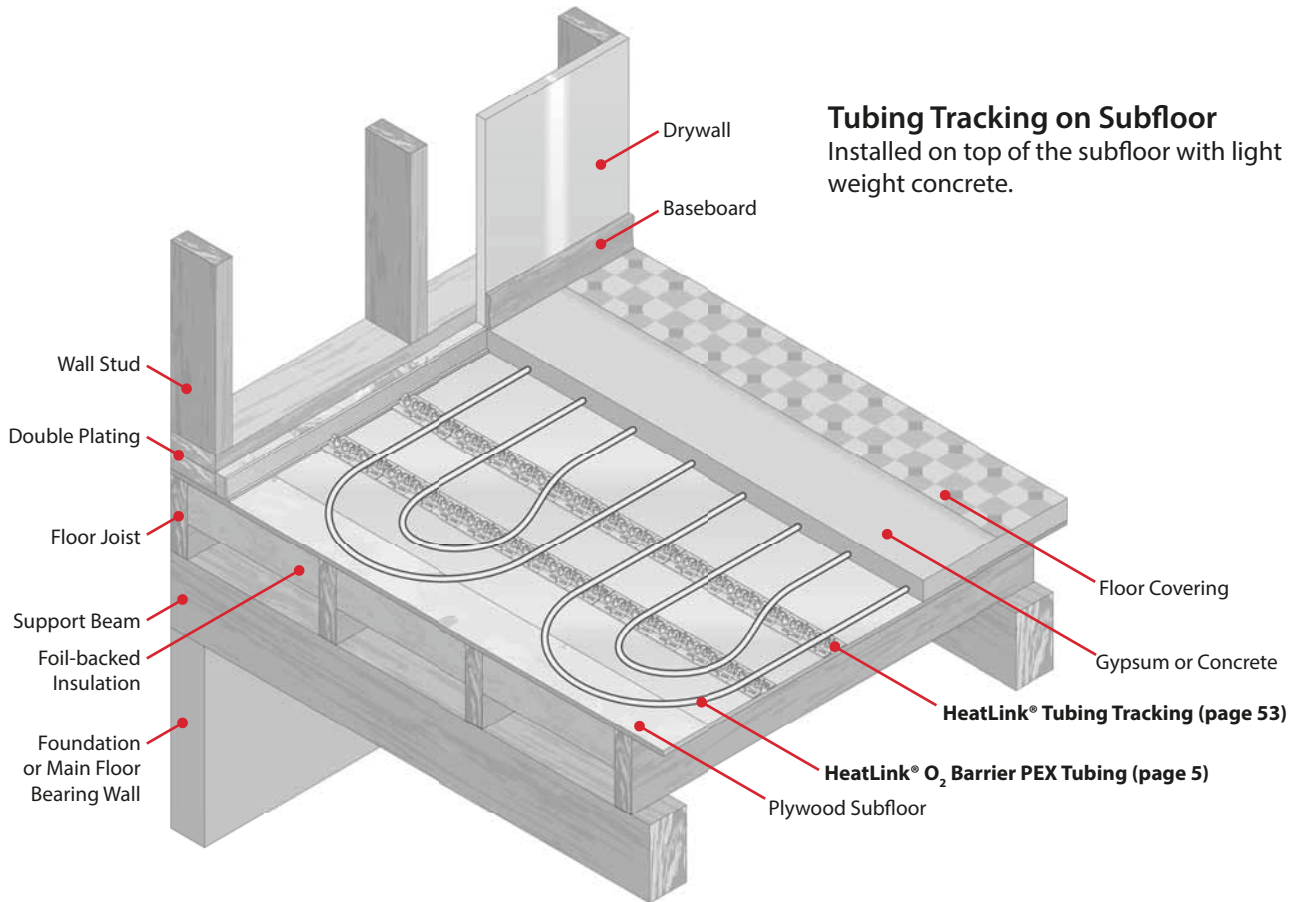
Stk#	Description	Pkg Qty	Carton Qty	Unit	List Price / Unit
New! ETF1899ASNS	Sensor NTC 12K	1		ea.	



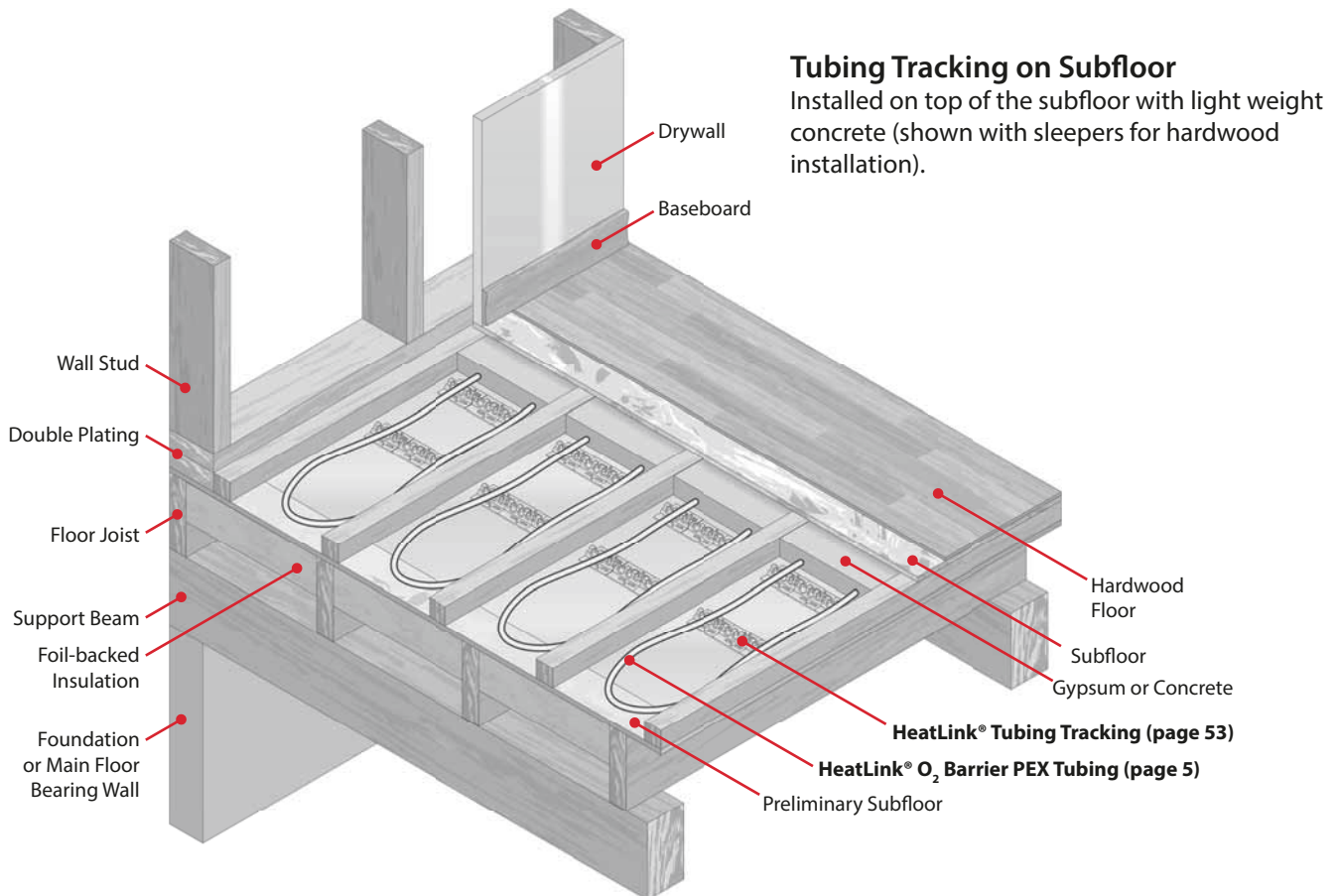
Snow/Ice Detector (Sensor) Stk# DRVWSNS-SS

This snow/ice sensor in conjunction with the ETO2SMCNR, activates and controls a snow melting system based on moisture (snow/ice) and slab temperature.

Stk#	Description	Pkg Qty	Carton Qty	Unit	List Price / Unit
DRVWSNS-SS	Driveway Sensor for SMP Panels	1		ea.	



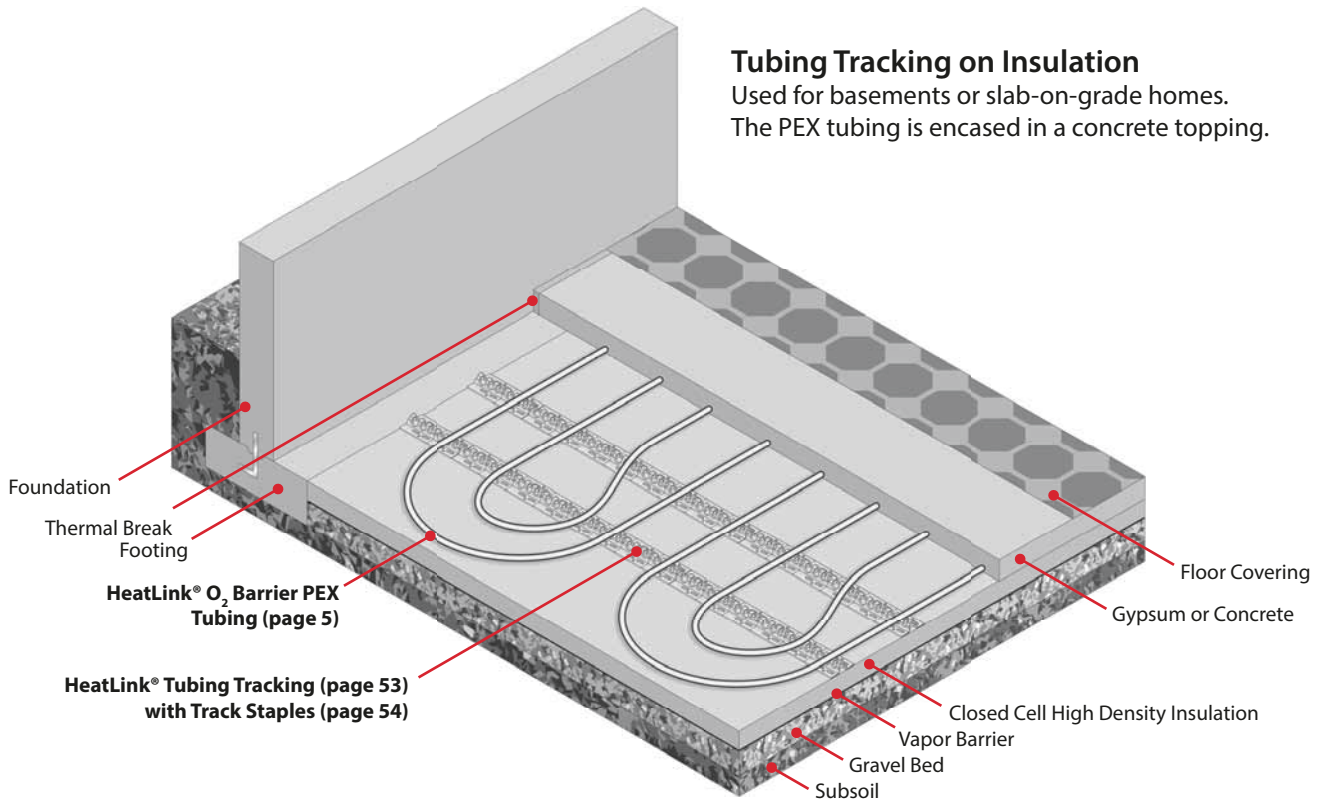
Tubing Tracking on Subfloor
Installed on top of the subfloor with light weight concrete.



Tubing Tracking on Subfloor
Installed on top of the subfloor with light weight concrete (shown with sleepers for hardwood installation).

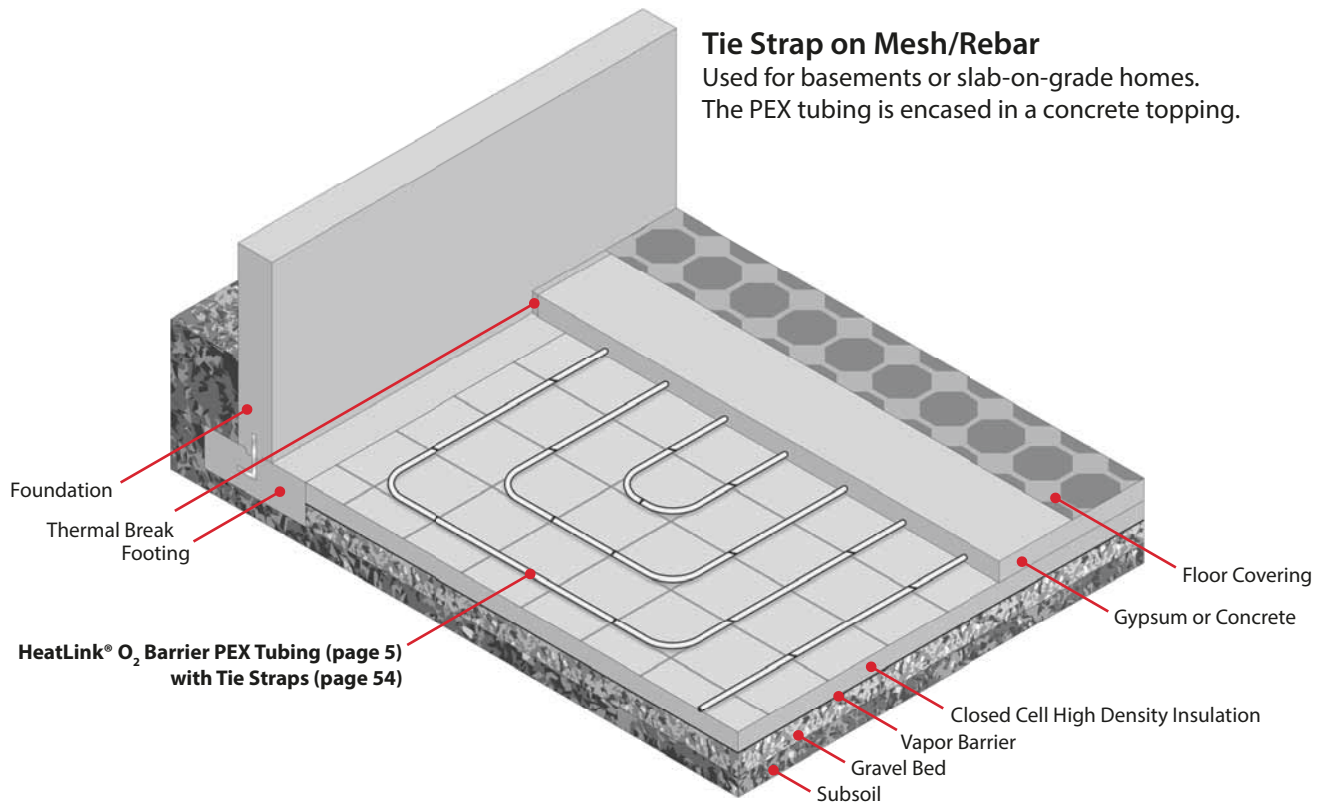
Tubing Tracking on Insulation

Used for basements or slab-on-grade homes.
The PEX tubing is encased in a concrete topping.



Tie Strap on Mesh/Rebar

Used for basements or slab-on-grade homes.
The PEX tubing is encased in a concrete topping.





DryAbove™ System

- Dry system that eliminates the “pain in the neck” of overhead work
- No structural changes required
- Ideal for retrofits or remodeling
- Inexpensive components keep material costs low

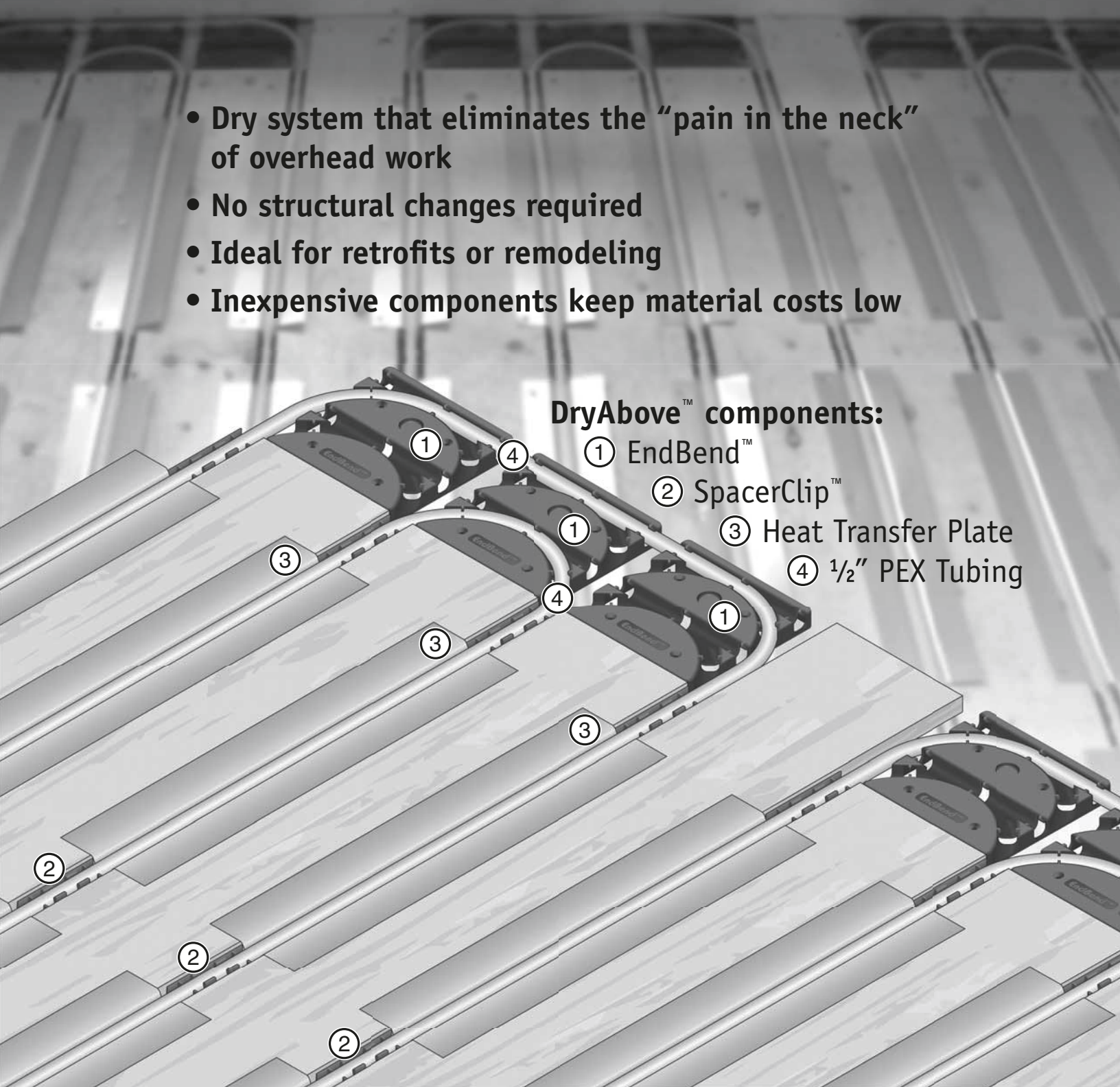
DryAbove™ components:

① EndBend™

② SpacerClip™

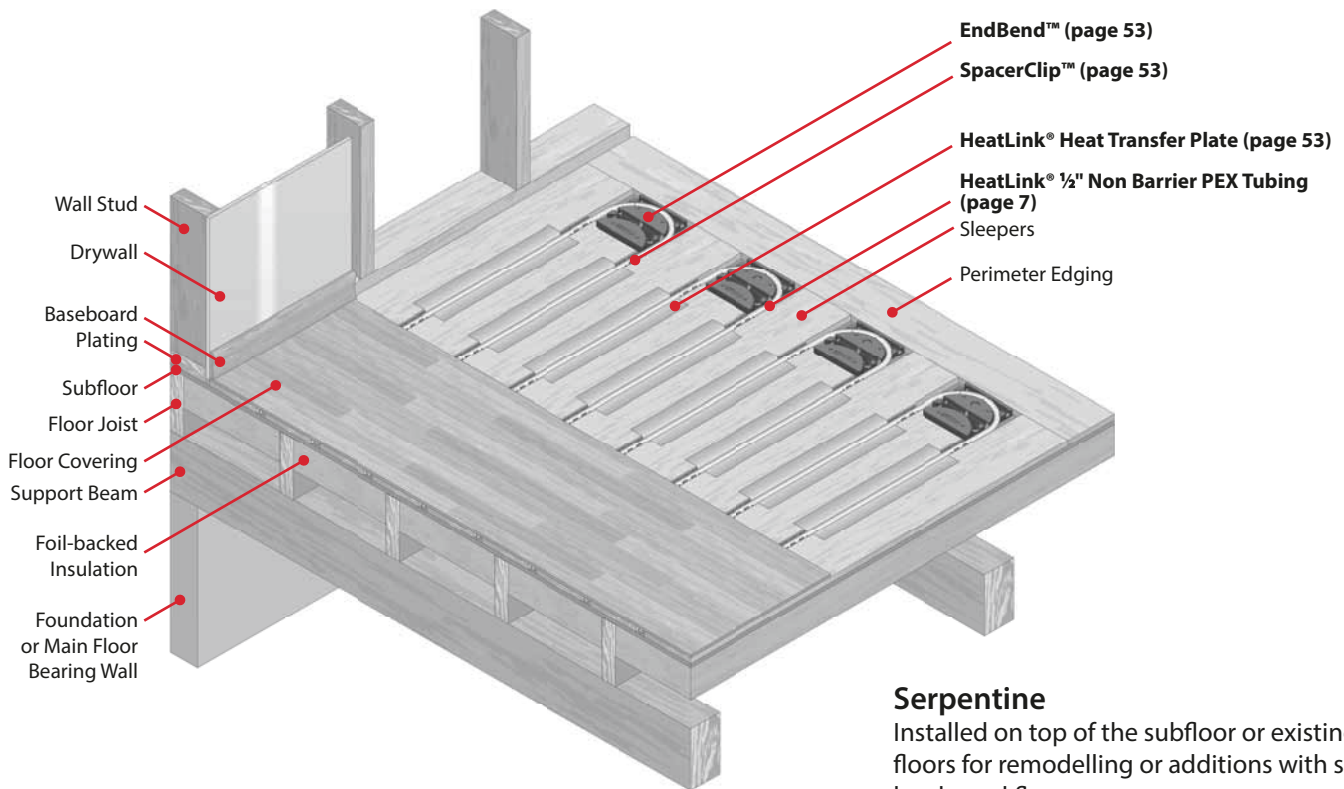
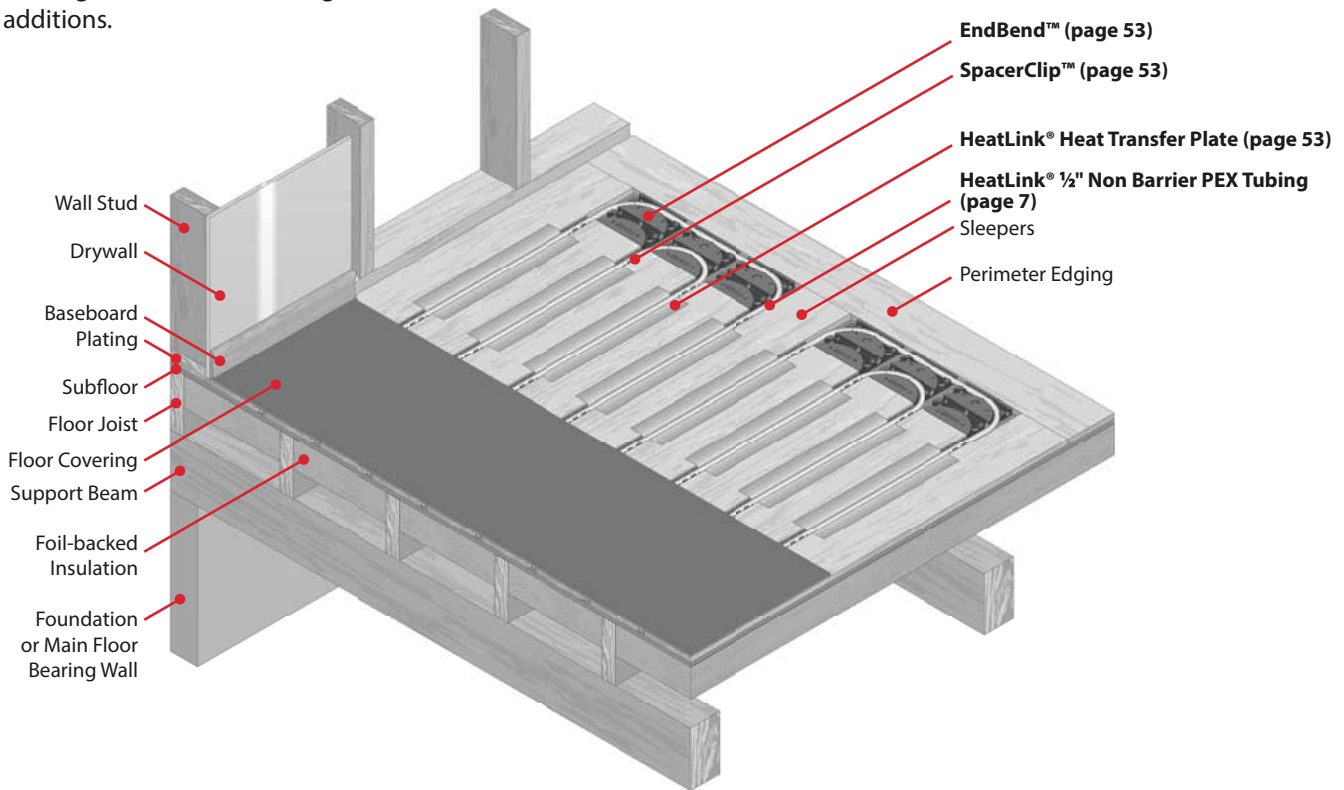
③ Heat Transfer Plate

④ 1/2" PEX Tubing



Double Counter Flow

Installed on top of the subfloor or existing floors for remodelling or additions.

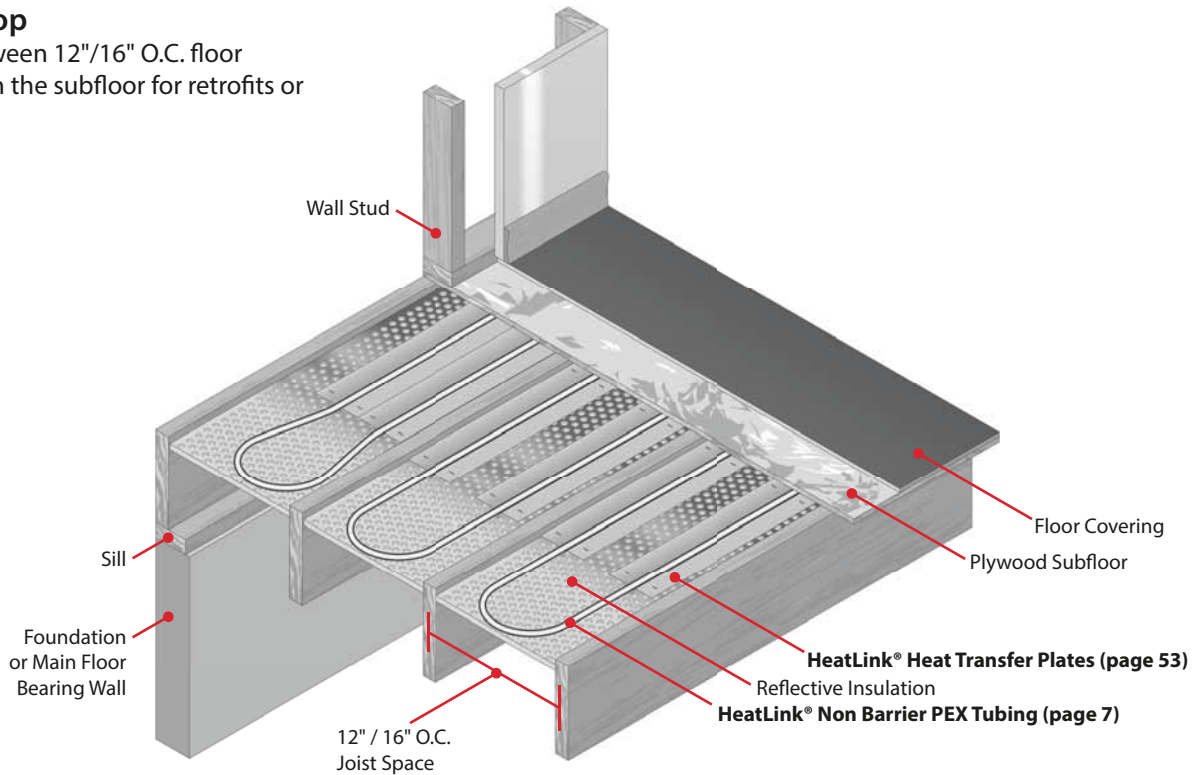


Serpentine

Installed on top of the subfloor or existing floors for remodelling or additions with solid hardwood floors.

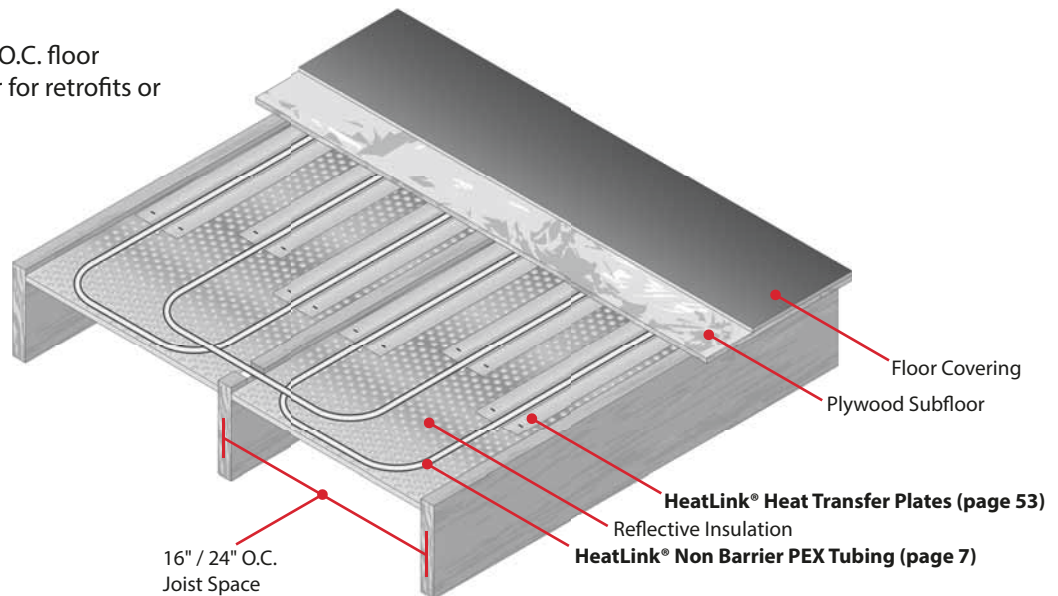
Double Loop

Installed between 12"/16" O.C. floor joists beneath the subfloor for retrofits or upper floors.



Triple Loop

Installed between 16"/24" O.C. floor joists beneath the subfloor for retrofits or upper floors.





Aluminum Heat Transfer Plate Stk# 87024

This plating is used to provide a direct transfer and heat distribution from the PEX piping to a wooden subfloor. They can be stapled to the underside of the subfloor in a DryBelow™ system or used above the subfloor in a DryAbove™ system. End to end gaps between plates should be from 3" to 6" (75 to 150mm).

Plates measure 24" x 4-1/4" (610 mm x 108 mm).

Stk#	Description	Pkg Qty	Carton Qty	Unit	List Price / Unit
87024	24" Aluminum Heat Transfer Plate for DryAbove™/ DryBelow™ Systems	250	6000	ea.	



EndBend™ for DryAbove™ System Stk# 87205

The EndBend™ allows for transition on the loop ends as well as supports for supply & return piping.


Stk#	Description	Pkg Qty	Carton Qty	Unit	List Price / Unit
87205	EndBend™ for DryAbove™ System	25	50	ea.	



SpacerClip™ for DryAbove™ System Stk# 87305

The SpacerClip™ is placed between the heat transfer plates and holds the tubing in place. Tubing can be stepped into clip.

Stk#	Description	Pkg Qty	Carton Qty	Unit	List Price / Unit
87305	SpacerClip™ for DryAbove™ System	50	500	ea.	




Tubing Tracking: 3/8", 1/2" and 5/8" Stk# 89000

Tracking provides even tubing spacing and exact regulation of tubing heights. They can be fastened to many surfaces, such as concrete or plywood subfloors, steel Q decking, and polystyrene insulation. Built in supports permit spacing in 3" (75 mm) multiples.

Tracking comes in 4 ft (1.22 m) lengths.

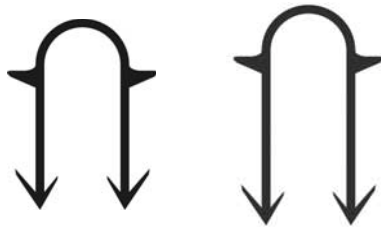
Stk#	Description	Pkg Qty	Carton Qty	Unit	List Price / Unit
89000	Tubing Tracking	400	10000	ft.	



Track Staples Stk# 89010

Staples are used to fasten tubing tracking to polystyrene insulation. The hooks on the ends ensure the staple will not loosen prior to topping pour.

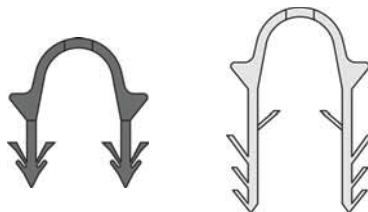
Stk#	Description	Pkg Qty	Carton Qty	Unit	List Price / Unit
89010	500 Track Staples	1	18	bag	



Staples for Stand-up Stapler 89240 Series

Staples for fastening up to 1/2" (or 18mm O.D.) PEX tubing to polystyrene insulation. For use with Stand-up Stapler #10220 (discontinued).

Stk#	Description	Pkg Qty	Carton Qty	Unit	List Price / Unit
89243	250x 2" (50mm) HeatLink [®] Staples for Stand-up Stapler	1	16	box	
89244	300x 2-3/8" (60mm) Staples for Stand-up Stapler	1	12	box	



Staples for Deluxe Staple Gun 89250 Series

Staples for fastening up to 5/8" (or 20mm O.D.) PEX tubing to polystyrene insulation. For use with HeatLink[®] Deluxe Staple Gun #10230 (page 143).


Stk#	Description	Pkg Qty	Carton Qty	Unit	List Price / Unit
89251	300x 1-1/2" Staples for HeatLink [®] Deluxe Staple Gun	1	20	box	
89252	300x 2" Staples for HeatLink [®] Deluxe Staple Gun	1		box	



HeatLink[®] Tie Straps 89100 Series

Used to fasten piping to wire mesh or rebar. 5-1/2" (140 mm) tie wraps (89105) are used for smaller diameter tubing. 7-1/2" (190 mm) tie wraps (89107) can be used for sizes up to 1".

Stk#	Description	Pkg Qty	Carton Qty	Unit	List Price / Unit
89105	1000 Tie Straps - 5.5"	1	10	bag	
89107	1000 Tie Straps - 7.5"	1	10	bag	



Expansion Stripping Stk# 85000

This foam stripping provides expansion joint and sound barrier at the edge of the floor slab.

Roll of 75 ft (23 m)

Stk#	Description	Pkg Qty	Carton Qty	Unit	List Price / Unit
85000	75ft Roll Expansion Stripping	1	17	roll	



Conduit Elbows 86000 Series

High impact strength moulded plastic 90° long radius elbow, designed to direct and protect heating tubing in transition area where tubing enters and exits concrete slab.

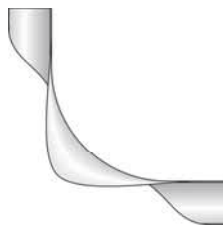
Stk#	Description	Pkg Qty	Carton Qty	Unit	List Price / Unit
86005	½" Conduit 90's	1	100	ea.	
86020	⅝" Conduit 90's	1	50	ea.	
86022	¾" Conduit 90's	1	40	ea.	
86028	1" Conduit 90's	1	100	ea.	



Plastic Bend Support 86100 Series

Allows for easy bending support and removal.

Stk#	Description	Pkg Qty	Carton Qty	Unit	List Price / Unit
86105	Plastic Bend Support for ⅜" and ½" Tubing	50	400	ea.	
86122	Plastic Bend Support for ¾" Tubing	10	400	ea.	



Metal Bend Support 86200 Series

Allows for easy bending support and removal.

Stk#	Description	Pkg Qty	Carton Qty	Unit	List Price / Unit
86205	Metal Bend Support for ½" Tubing	50	200	ea.	
86219	Metal Bend Support for ⅝" Tubing	50	200	ea.	
86222	Metal Bend Support for ¾" Tubing	25	100	ea.	



Molybdate Based Corrosion Inhibitor Stk# 01205

The Molybdate Based Corrosion Inhibitor creates a protective monomolecular film over all internal surfaces of the heating system as the water circulates. The film is an anodic coating which immediately stops corrosive attack of the metallic parts. Molybdate will not harm PEX tubing or the manifolds and it is glycol compatible. Molybdate concentration between 100-150 ppm is recommended; higher concentrations are not harmful.

The Molybdate will act as a preoperational cleaner if a sidestream filter is installed and double the amount of Molybdate required is added. The molybdate concentration should be checked after this procedure.

The contents of this 1 L (0.26 US gal) container will treat 182 L (48 US gal) of water.

Advantages: low toxicity; non-pollutant; non-staining

Stk#	Description	Pkg Qty	Carton Qty	Unit	List Price / Unit
01205	1L Corrosion Inhibitor (Molybdate Based)	1		bottle	



Purging Compound (Pre & Post Operational Cleaner) Stk# 01311

Purging compound for boilers and closed loop systems. Used as a preoperational cleaner and a post start-up cleaner.

The contents of this 1 L (0.26 US gal) container will treat 33 L (9 US gal) of water.

Note: After refilling system with fresh water, ensure either a glycol or inhibitor is immediately added.

Stk#	Description	Pkg Qty	Carton Qty	Unit	List Price / Unit
01311	1L Purging Compound (Pre & Post Operational Cleaner)	1		bottle	



Postoperational Filtration Cleaner Stk# 01321

Scale conditioning additive. Must be used in conjunction with a sidestream filter. Polymer based additive that promotes movement of precipitate into the filter. System can be cleaned while still in operation.

The contents of this 1 L (0.26 US gal) container will treat 1000 L (264 US gal) of water.

Stk#	Description	Pkg Qty	Carton Qty	Unit	List Price / Unit
01321	1L Postoperational Filtration Cleaner	1		L	



Molybdenum Test Kit Stk# 01020

Determines the amount of molybdate based corrosion inhibitor in the water.
Includes:

- 50 mL plastic beaker
- Molybdenum titrating solution
- Molybdenum buffer solution
- Mixed indicator solution

Note: Chemicals included have expiry dates

Stk#	Description	Pkg Qty	Carton Qty	Unit	List Price / Unit
01020	Molybdenum Test Kit	1		ea.	

HeatLink Fluid Analysis Report
HeatLink Water Quality Laboratory

Customer Information
 Date: _____ Job #: _____ FAR #: _____
 Tag #: _____ WAB #: _____ Lab Technician: _____
 Project: _____
 Distributor: _____
 Contractor: _____

System Information
 System Volume: _____ Source: Heating Process Water Other
 Groundwater Other

Fluid Analysis Results

Units	Optimal Conditions	Temperature
Glycol Freeze Protection: % EG	0 or 20-50% glycol	°F °C
Nitrite Inhibitor: % PD	0 or 20-50% glycol	°F °C
Molybdate Inhibitor: ppm	400-1200ppm	
Molybdate Inhibitor: ppm	100-150ppm	
pH Level: pH units	9-10.5	
Conductivity: uS/cm	100-300uS/cm	
Hardness: ppm	1-200ppm	

Barium/Sulfate Test: Positive Negative Not Tested

Comments: _____

Instructions: _____

Stop Test/Submit: White/Red Control Agent Other
 Date Test/Submit: _____

HeatLink Preventative Maintenance Water Analysis Stk# 00412

Water analysis service provided by HeatLink that tests a water sample for:

- Glycol
- Nitrite Inhibitor
- Molybdate Inhibitor
- pH Level
- Conductivity
- Hardness

A water sample of 400-500 mL (13.5-17 fl. oz.) in a clean plastic bottle (e.g. wsb2) is required.

Stk#	Description	Pkg Qty	Carton Qty	Unit	Net Price / Unit
00412	HeatLink Preventative Maintenance Water Analysis (requires wsb2)	1		ea.	



#2 Water Sample Bottle w/cap - General Stk# wsb2

Plastic bottle for collecting a water sample.

Stk#	Description	Pkg Qty	Carton Qty	Unit	Net Price / Unit
wsb2	#2 Water Sample Bottle w/Cap - General	1	24	ea.	



**Side Stream Filter
Stk# 02125**

The HeatLink[®] side stream filter is designed to remove precipitate (suspended solids) from the system fluid. Precipitate can lead to increased wear and tear of components and decreased system efficiency.

The 02125 filter (made of reinforced polypropylene) is chemically resistant to propylene & ethylene glycol and both molybdate and nitrite inhibitors.


The 55 micron filter cartridge is easily cleaned and reusable, no replacement cartridges are necessary.

For use on systems up to 600,000 BTU. One size fits all.

1" male NPT thread connections.

Stk#	Description	Pkg Qty	Carton Qty	Unit	List Price / Unit
02125	1" Side Stream Filter	1		ea.	

Heat Link[®] Side Stream Filter



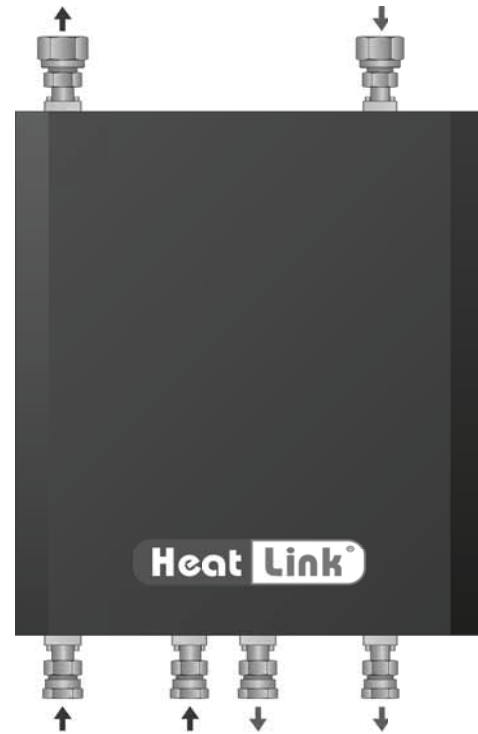
- Cleans system fluids.
- Extends life of heating system.
- Protects o-rings and seals.
- Maintains system efficiency.
- The 55 micron filter cartridge is easily cleaned and reused. No replacement cartridges are needed.
- For use in residential and commercial applications.
- For use on systems up to 600,000 BTU. One size fits all.

The 55 micron filter is a column of stacked disks designed to remove precipitates as water passes through. There are no replacement filter cartridges to buy, as the disk system is easily removed, cleaned under a stream of warm water, and simply reinserted.

Components

- ① HeatLink[®] Side Stream filter (#02125)
- ② Isolation (ball) valve
- ③ Flow Indicator
- ④ HeatLink[®] Balancing valve (#62325)
- ⑤ Low Temp. System Pump





Making the Complex Simple

HeatLink has found a way to make the complex more simple. With the Mechanical Room in a Box, some of the most common components of a radiant hydronic installation (mainly the wiring, pumps, and mixing valves), are installed on a panel with a plug, and boxed with a steel cover. This pre-wired, pre-fabricated, pre-engineered box is a time and money saving way to add control and consistency to an installation. Plug it in, and presto...you've got play!

Features

- Versatile solutions for simple or complex hydronic heating applications.
- Pre-fabricated, pre-engineered, pre-wired...pre-cise!
- High quality, reliable and standardized construction.
- Modular approach for ease of installation.
- Appliance-like protective steel cover; tamper-resistant.
- Closed hydronic systems can be extensively zoned.
- Solar energy sources can be seamlessly added.
- When properly piped, there is less component cycling...and more silence.

Advantages

- Pre-engineered solutions reduce design and quotation time.
- Reliable (ETL listed, UL 508, CSA standard), exceeds highest quality standards, with multiple test procedures for electrical and mechanical system components.
- Eliminate on-site design and reduced risk of on-site errors.
- Known cost; fewer surprises.
- Reduced installation times; time is money!
- Trouble-free start-ups every time!
- Fewer call-backs.
- Compact and aesthetically pleasing.
- Easily serviced and replaceable.
- Covered by a single warranty.

Panel Stk#	Page #	For use in open system	For use in closed system	Nominal Output (MBH)	Heat Source Built-in	3-way Mixing Valve	Thermostatic Head	Reset Mixing	Heat Exchanger	DHW Priority	Distribution Header	Distribution Manifold	DHW Branch & Pump	High Temp Branch	High Temp Pump	For use with Tankless Water Heater	Open System Zoning	24hr Timer for Portable Applications	Purge Timer	Bypass Function	Aux Dry Contacts for Space Heating	Aux Dry Contacts for DHW	Aux Dry Contacts for High Temp	Pump Check Valve
Small House, Garage, Apartments																								
ECO1ZN3P	62	✓	✓	80																				All
ECO2ZN4P	62	✓	✓	100																				All
V101	64	✓	✓	80																				All
V102	64	✓	✓	100																				All
CAD01	66	✓	✓	80																				All
CAD02	66	✓	✓	100																				All
ELBP30	68	✓	✓	30	✓																			
ELBP30TS3	70	✓	✓	30	✓						✓										✓			
ELBP30TS5	70	✓	✓	30	✓						✓										✓			
ELBP50	68	✓	✓	50	✓						✓										✓			
ELBP50TS7	70	✓	✓	50	✓						✓										✓			
TMP040	72	✓	✓	40		✓	✓										✓			✓	✓	✓	✓	
TMP070	72	✓	✓	70		✓	✓										✓			✓	✓	✓	✓	
TMP070Z	74	✓	✓	70		✓	✓									✓	✓			✓	✓	✓	✓	
TMP085DP	76	✓	✓	85		✓	✓										✓			✓	✓	✓	✓	
TMP200DT	78	✓	✓	200		✓	✓					✓	✓				✓			✓	✓	✓	✓	Both
TWH070	80	✓	✓	70		✓	✓										✓			✓	✓	✓	✓	Primary only
TWH070P	82	✓	✓	70		✓	✓										✓			✓	✓	✓	✓	Primary only
TWH070XP	82	✓	✓	70		✓	✓										✓			✓	✓	✓	✓	Primary only
TWH070Z	84	✓	✓	70		✓	✓										✓			✓	✓	✓	✓	Primary only
TWH070XPZ	84	✓	✓	70		✓	✓										✓	✓		✓	✓	✓	✓	Primary only
HEP025P	86	✓	✓	25					✓	opt							✓			✓	✓	✓	✓	
HEP080P	86	✓	✓	80					✓	opt							✓			✓	✓	✓	✓	
HEP095P	88	✓	✓	95					✓	opt							✓			✓	✓	✓	✓	
WHP130P	90	✓	✓	130						opt							✓			✓	✓	✓	✓	
Large House																								
CDP200R2	92	✓	✓	200		✓	✓		✓		*	*	*				✓			✓	✓	✓	✓	All
CDP220R2	94	✓	✓	220		✓	✓		✓		✓	✓	✓				✓			✓	✓	✓	✓	All
CDP250R2	94	✓	✓	250		✓	✓		✓		✓	✓	✓				✓			✓	✓	✓	✓	All
CDP250P3R2	94	✓	✓	250		✓	✓		✓		✓	✓	✓				✓			✓	✓	✓	✓	All
CDP310R3R2	96	✓	✓	310		✓	✓		✓		✓	✓	✓				✓			✓	✓	✓	✓	All
CDP310R4R2	96	✓	✓	310		✓	✓		✓		✓	✓	✓				✓			✓	✓	✓	✓	All
Solar																								
SOL080	98	✓	✓	80					✓								✓			✓	✓	✓	✓	
Commercial																								
SSM Series	100	✓	✓								✓													
SSP Series	102	✓	✓								✓													
SSTS Series	104	✓	✓			✓	opt	opt			✓													
SSTL Series	106	✓	✓			✓		opt			✓													
Snow Melting																								
SMP375SS	108	✓	✓	300		✓	✓																	✓
SMP375SSH	108	✓	✓	375		✓	✓																	✓
SMP175SS-HEX	110	✓	✓	175		✓	✓		✓															✓
SMP300SS-HEX	110	✓	✓	300		✓	✓		✓															✓
SMP300SS-HEX-H	110	✓	✓	365		✓	✓		✓															✓
SMP400D	112	✓	✓	400		✓	✓		✓															✓
SMP335	114	✓	✓	335		✓	✓		✓															✓
SMP425	114	✓	✓	425		✓	✓		✓															✓

* CDP200R2 panel branch and pump can be used for either DHW or high temp, but not both

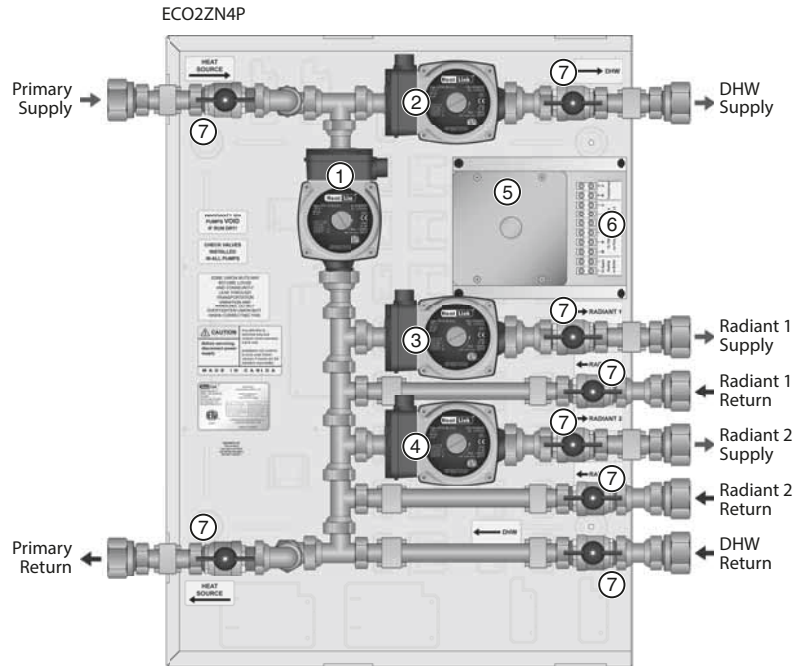
ECO Boiler Panels ECO Series

These panels are designed to work with Weil-McLain ECO boilers. The primary piping matches up to the ECO boiler system supply and return. The cool gray color of the enclosure matches the ECO boiler.

The panel has three or four Grundfos UPS15-58 pumps. There is a primary pump, a DHW water pump and one or two heating pumps. The primary and DHW pumps are controlled by the boiler. On the ECO Boiler Panel model, the heating pump is controlled by a thermostat (supplied separately) wired to the boiler. On the ECO Boiler Panel High Capacity model, each heating pump is controlled by a thermostat (supplied separately) wired to the terminal strip on the panel. The water temperature is controlled by the boiler.

Panel Components

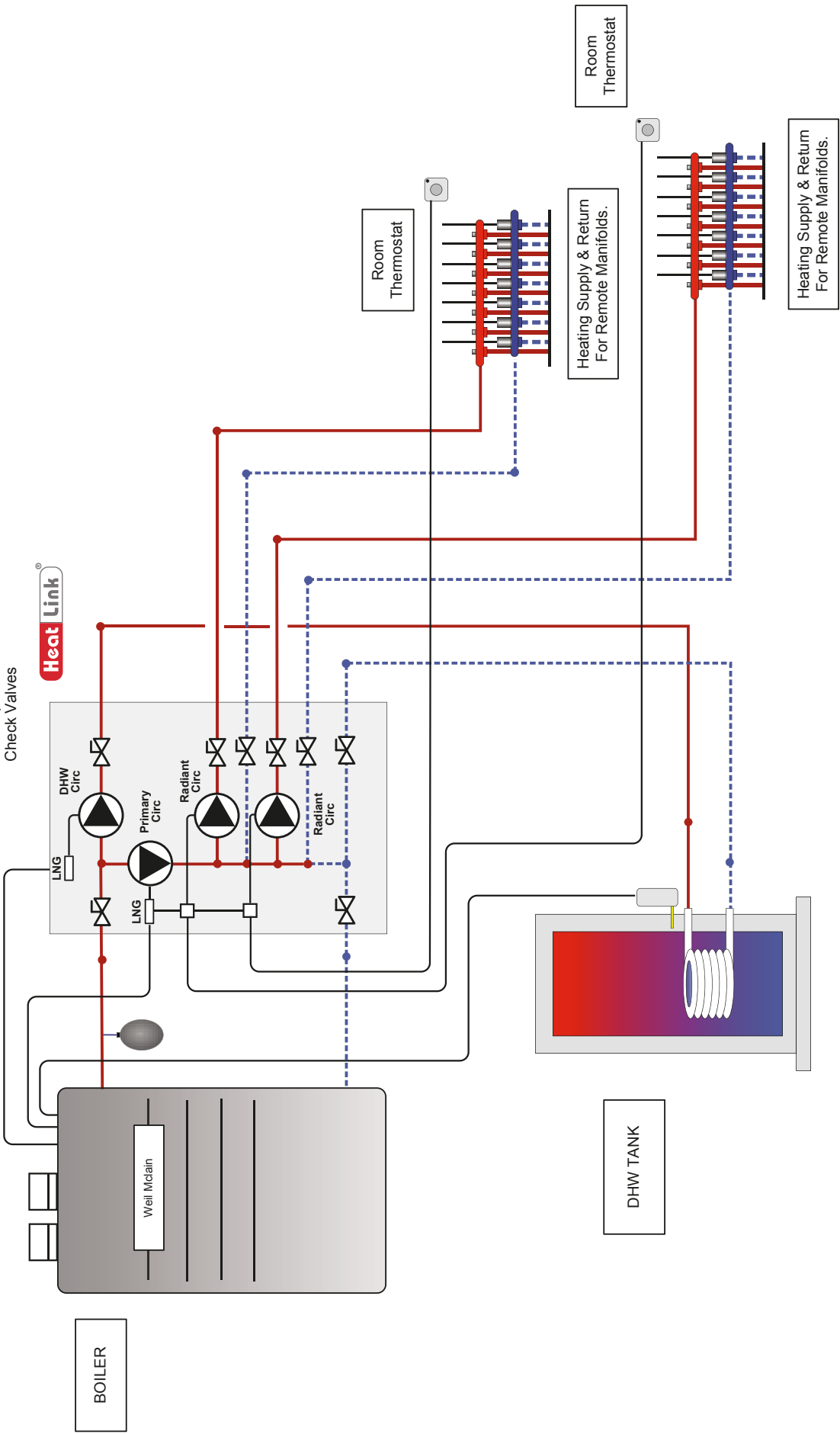
- ① Primary Pump
- ② DHW Pump
- ③ Radiant 1 Pump
- ④ Radiant 2 Pump (ECO2ZN4P only)
- ⑤ Electrical Connection Box
- ⑥ 24V Terminal Strip (ECO2ZN4P only)
- ⑦ Isolation Valve
- Panel Enclosure (not shown)



	ECO1ZN3P	ECO2ZN4P
Listing	cETLus	
Conforms to	CAN/CSA-C22 No.14, UL508	
Dimensions	26-1/4"H x 19-1/2"W x 7-3/8"D	
Nominal panel output	80,000 btu/hr	100,000 btu/hr
Nominal flow	6.0 US gpm @ 35°F ΔT	10.0 US gpm @ 35°F ΔT
Max ambient temperature	120°F (49°C)	
Min operating temperature	40°F (4°C)	
Max operating temperature	200°F (93°C)	
Max operating pressure	125 psi (862 kPa)	
Power requirements	120 V(ac)/24 V(ac) 60 Hz	
Primary pump	Non-ferrous, Grundfos UPS15-58	
Radiant 1 pump	Non-ferrous, Grundfos UPS15-58	
Radiant 2 pump	n/a	Non-ferrous, Grundfos UPS15-58
DHW pump	Non-ferrous, Grundfos UPS15-58	
Auxiliary terminal	n/a	1 dry contact, max. load 1.5A
Piping	3/4" 304 SS tubing	
Piping connections	1" FNPT	
Backplate	16 gauge galvanized steel	
Enclosure	Powder coated steel	

	Stk#	Description	Pkg Qty	Carton Qty	Unit	List Price / Unit
New!	ECO1ZN3P	ECO Boiler Panel	1	10	ea.	
New!	ECO2ZN4P	ECO Boiler Panel High Capacity	1	10	ea.	

NOTE
All Pumps with
Check Valves



Schematic #: **SCH-ECO-M002**
Rough-in wiring see: **SCH-MRIB-R001**
Wiring detail see: **SCH-ECO-E002**

Heat Source: Weil-McLain ECO Boiler
Panel(s): ECO2ZN4P
Heat Load(s): IFWH, Radiant Heating
Date: 2014-05-09

Notes:

- Drawings are for HeatLink suggested system layout only! User must determine if system layout will work for their particular application.
- Air vents, expansion tanks, pressure relief valves, etc. for heat source as per local codes.
- Use isolation ball valves for all circuits and components.
- Local codes, regulations, and authorities have final jurisdiction.

Heat Link
www.heatlinkgroup.com
1-866-661-5332


V100 Boiler Panels V100 Series

These panels are designed to work with Viessmann Vitodens 100-W boilers. The panel primary piping matches up to the Vitodens boiler system supply and return. The white color of the enclosure matches the Vitodens 100-W boiler.

The panel has three or four Grundfos UPS15-58 pumps. There is a primary pump, a DHW water pump and one or two heating pumps. The primary pump is controlled by the boiler. The DHW pump is controlled by an aquastat (third party) wired to the terminal strip on the panel. Each heating pump is controlled by a thermostat (supplied separately) wired to the terminal strip on the panel. The water temperature is controlled by the boiler.

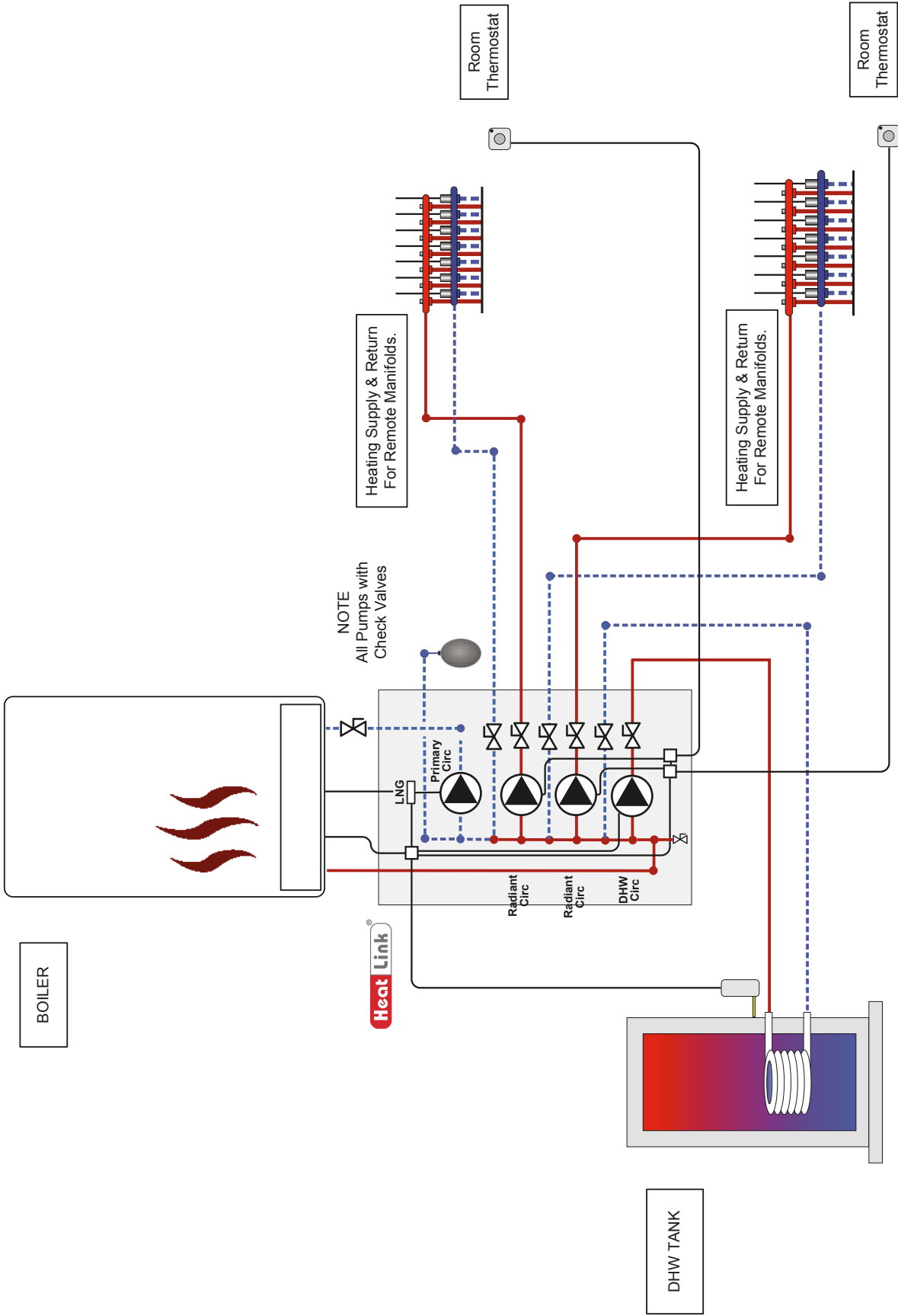
Panel Components

- ① Primary Pump
- ② DHW Pump
- ③ Radiant 1 Pump
- ④ Radiant 2 Pump (V102 only)
- ⑤ Electrical Connection Box
- ⑥ 24V Terminal Strip
- ⑦ Isolation Valve
- ⑧ Drain Valve
- Panel Enclosure (not shown)



	V101	V102
Listing	cETLus	
Conforms to	CAN/CSA-C22 No.14, UL508	
Dimensions	26-1/4"H x 19-1/2"W x 7-1/4"D	
Nominal panel output	80,000 btu/hr	100,000 btu/hr
Nominal flow	6.0 US gpm @ 35°F ΔT	10.0 US gpm @ 35°F ΔT
Max ambient temperature	120°F (49°C)	
Min operating temperature	40°F (4°C)	
Max operating temperature	200°F (93°C)	
Max operating pressure	125 psi (862 kPa)	
Power requirements	120 V(ac)/24 V(ac) 60 Hz	
Primary pump	Non-ferrous, Grundfos UPS15-58	
Radiant 1 pump	Non-ferrous, Grundfos UPS15-58	
Radiant 2 pump	n/a	Non-ferrous, Grundfos UPS15-58
DHW pump	Non-ferrous, Grundfos UPS15-58	
Auxiliary terminal	2 dry contacts, max. load 1.5A	
Piping	3/4" 304 SS tubing	
Piping connections	1" FNPT	
Backplate	16 gauge galvanized steel	
Enclosure	Powder coated steel	

	Stk#	Description	Pkg Qty	Carton Qty	Unit	List Price / Unit
New!	V101	V100 Boiler Panel	1		ea.	
New!	V102	V100 Boiler Panel High Capacity	1		ea.	



- Notes:**
- Drawings are for HeatLink suggested system layout only! User must determine if system layout will work for their particular application.
 - Air vents, expansion tanks, pressure relief valves, etc. for heat source as per local codes.
 - Use isolation ball valves for all circuits and components.
 - Local codes, regulations, and authorities have final jurisdiction.

Heat Link
 www.heatlinkgroup.com
 1-866-661-5332

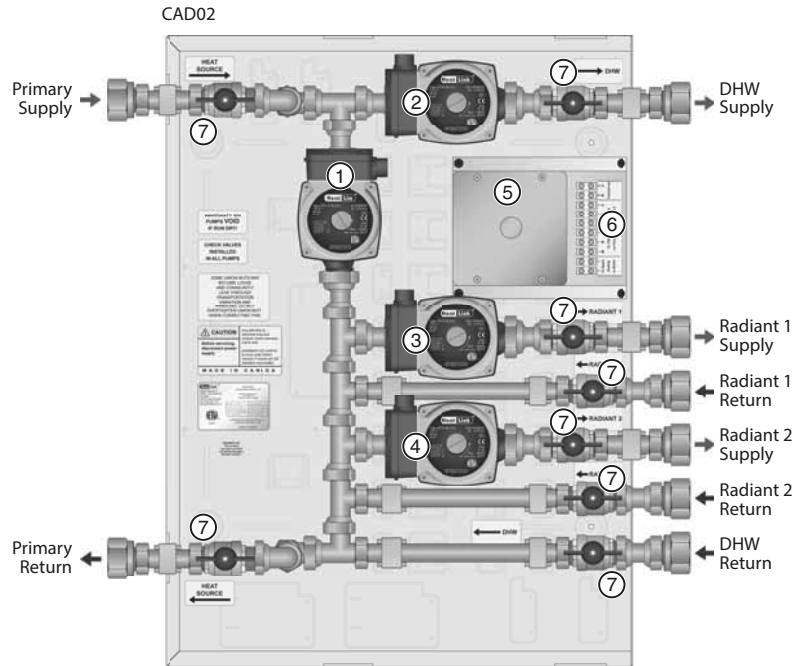
Heat Source: Viessmann Vitodens 100-W Boiler
 Panel(s): V102
 Heat Load(s): IFHWH, Radiant Heating
 Date: 2014-05-09

Schematic #: SCH-V100-M003
 Rough-in wiring see: SCH-MRIB-R001
 Wiring detail see: SCH-V100-E002

CAD Boiler Panels CAD Series

These panels work with Lochinvar Cadet boilers. The dark grey color of the enclosure is similar to the Cadet boilers.

The panel has three or four Grundfos UPS15-58 pumps. There is a primary pump, a DHW water pump and one or two heating pumps. The primary and DHW pumps are controlled by the boiler. On the CAD01 model, the heating pump is controlled by a thermostat (supplied separately) wired to the boiler. On the CAD02 model, each heating pump is controlled by a thermostat (supplied separately) wired to the terminal strip on the panel. The water temperature is controlled by the boiler.

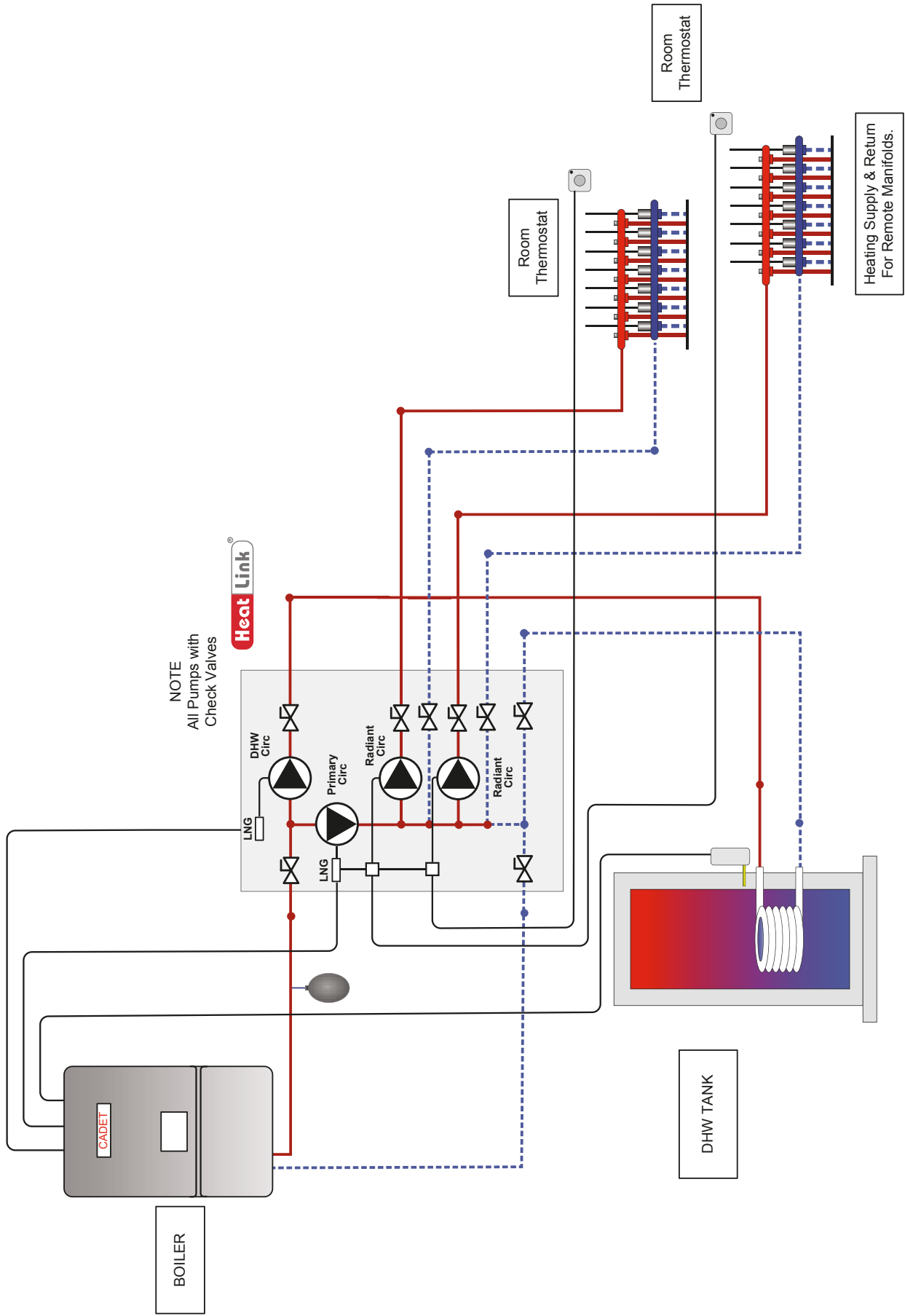


Panel Components

- ① Primary Pump
- ② DHW Pump
- ③ Radiant 1 Pump
- ④ Radiant 2 Pump (CAD02 only)
- ⑤ Electrical Connection Box
- ⑥ 24V Terminal Strip (CAD02 only)
- ⑦ Isolation Valve
- ☑ Panel Enclosure (not shown)

	CAD01	CAD02
Listing	cETLus	
Conforms to	CAN/CSA-C22 No.14, UL508	
Dimensions	26-1/4"H x 19-1/2"W x 7-1/8"D	
Nominal panel output	80,000 btu/hr	100,000 btu/hr
Nominal flow	6.0 US gpm @ 35°F ΔT	10.0 US gpm @ 35°F ΔT
Max ambient temperature	120°F (49°C)	
Min operating temperature	40°F (4°C)	
Max operating temperature	200°F (93°C)	
Max operating pressure	125 psi (862 kPa)	
Power requirements	120 V(ac)/24 V(ac) 60 Hz	
Primary pump	Non-ferrous, Grundfos UPS15-58	
Radiant 1 pump	Non-ferrous, Grundfos UPS15-58	
Radiant 2 pump	n/a	Non-ferrous, Grundfos UPS15-58
DHW pump	Non-ferrous, Grundfos UPS15-58	
Auxiliary terminal	n/a	1 dry contact, max. load 1.5A
Piping	3/4" 304 SS tubing	
Piping connections	1" FNPT	
Backplate	16 gauge galvanized steel	
Enclosure	Powder coated steel	

	Stk#	Description	Pkg Qty	Carton Qty	Unit	List Price / Unit
Sept 2014	CAD01	CAD Boiler Panel	1		ea.	
Sept 2014	CAD02	CAD Boiler Panel High Capacity	1		ea.	



Notes:

- Drawings are for HeatLink suggested system layout only! User must determine if systems layout will work for their particular application.
- Air vents, expansion tanks, pressure relief valves, etc. for heat source as per local codes.
- Use isolation ball valves for all circuits and components.
- Local codes, regulations, and authorities have final jurisdiction.

Heat Source: Lochinvar Cadet Boiler
Panel(s): CAD02
Heat Load(s): IFWH, Radiant Heating
Date: 2014-05-23

Schematic #: SCH-CAD-M002
Rough-in wiring see: SCH-MRIB-R001
Wiring detail see: SCH-CAD-E002

ELBP Electric Boiler Panel Stk# ELBP30 & ELBP50


The Electric Boiler Panel includes an 11kW or 18kW electric boiler, automatic air vent, pressure relief valve, strainer, pump, connection for an expansion tank, 24Vac transformer, StatLink[®] 6 Zone Base Module, and electrical box for 240V connection.

The Electric Boiler Panel's primary application is for heating small areas where quick plug and play installation is needed or alternative fuel sources aren't available.

Panel Components

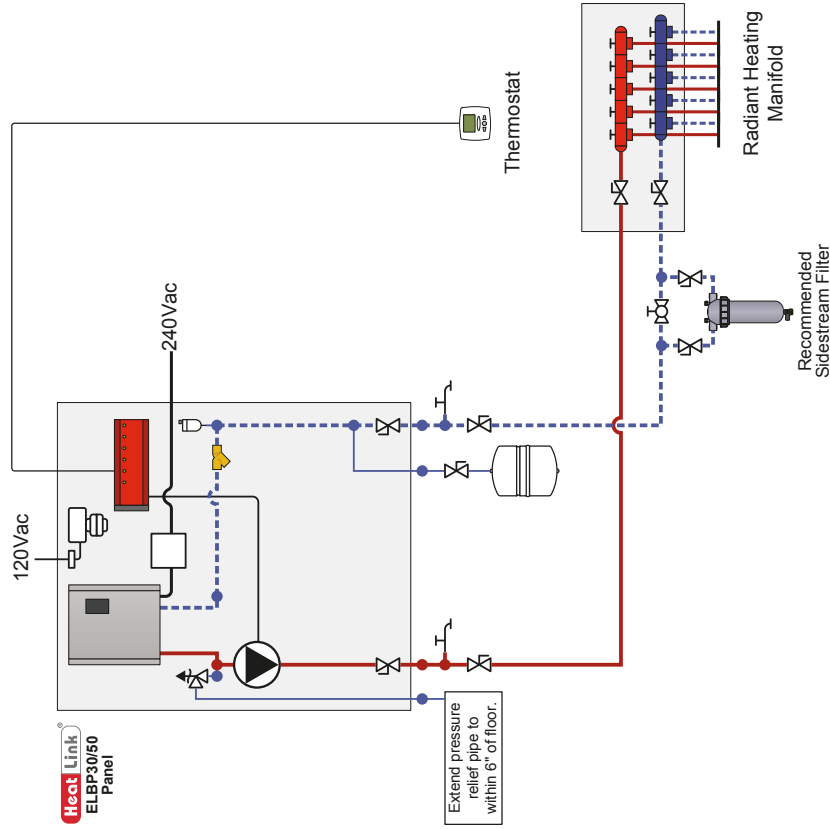
- ① Electric Boiler
- ② Primary Pump
- ③ 240Vac Electrical Connection Box
- ④ 110Vac Terminal Strip
- ⑤ 24Vac Transformer
- ⑥ StatLink[®] 6 Zone Base Module
- ⑦ Strainer
- ⑧ Automatic Air Vent
- ⑨ Pressure Relief Valve
- ⑩ Isolation Valve
- Panel Enclosure (not shown)

ELBP30



	ELBP30	ELBP50
Listing	cETLus	
Conforms to	CAN/CSA-C22 No.14, UL508	
Dimensions	37-1/2"H x 29-1/4"W x 4-3/4"D	
Nominal panel output	30,000 btu/hr	50,000 btu/hr
Nominal flow	3.0 US gpm @ 35°F ΔT	5.0 US gpm @ 35°F ΔT
Max ambient temperature	120°F (49°C)	
Min operating temperature	40°F (4°C)	
Max operating temperature	200°F (93°C)	
Max operating pressure	125 psi (862 kPa)	
Power requirements	120 V(ac) / 240 V(ac) 60 Hz	
Primary pump	Non-ferrous, Grundfos UPS15-58	
Auxiliary terminal	1 dry contact, max. load 8A	
Piping	3/4" 304 SS tubing	
Piping connections	1" FNPT	
Backplate	16 gauge galvanized steel	
Enclosure	Powder coated steel	

	Stk#	Description	Pkg Qty	Carton Qty	Unit	List Price / Unit
	ELBP30	Electric Boiler Panel 30,000BTU	1		ea.	
New!	ELBP50	Electric Boiler Panel 50,000BTU	1		ea.	



- Notes:**
- Drawings are for HeatLink suggested system layout only! User must determine if system layout will work for their particular application.
 - Air vents, expansion tanks, pressure relief valves, etc. for heat source as per local codes.
 - Use isolation ball valves for all circuits and components.
 - Local codes, regulations, and authorities have final jurisdiction.

Heat Link
 www.heatlink.com
 1-866-661-5332

Heat Source: Electric Boiler
Panel(s): ELBP30, ELBP50
Heat Load(s): Radiant Heating – Single Zone
Date: 2014-05-15

Schematic #: SCH-ELBP-M001
Rough-in wiring see: SCH-MIRIB-R001
Wiring detail see: SCH-ELBP-E001

ELBP Electric Boiler Panel with Manifold Stk# ELBP30TS3, ELBP30TS5, & ELBP50TS7

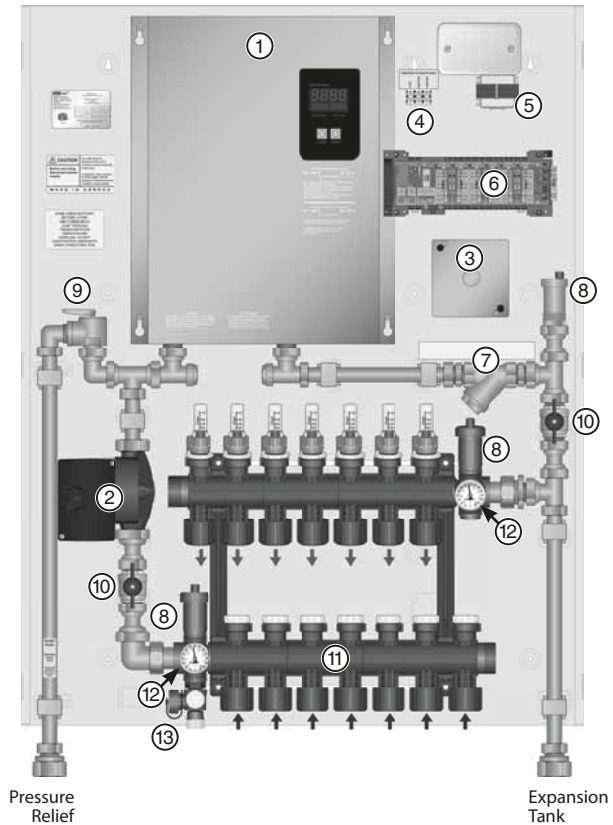
The Electric Boiler Panel includes an 11kW or 18kW electric boiler, automatic air vent, pressure relief valve, strainer, pump, connection for an expansion tank, TwistSeal[®] Multiport Mini Manifold, 24Vac transformer, StatLink[®] 6 Zone Base Module, and electrical box for 240V connection.

The Electric Boiler Panel's primary application is for heating small areas where quick plug and play installation is needed or alternative fuel sources aren't available.

Panel Components

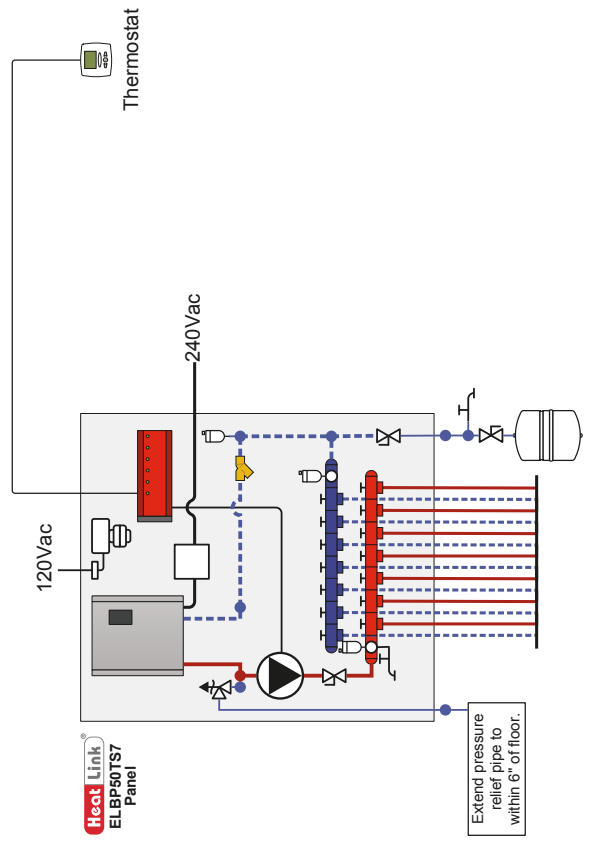
- ① Electric Boiler
- ② Primary Pump
- ③ 240Vac Electrical Connection Box
- ④ 110Vac Terminal Strip
- ⑤ 24Vac Transformer
- ⑥ StatLink[®] 6 Zone Base Module
- ⑦ Strainer
- ⑧ Automatic Air Vent
- ⑨ Pressure Relief Valve
- ⑩ Isolation Valve
- ⑪ TwistSeal[®] Mini Multiport Manifold
- ⑫ Thermometer
- ⑬ Hosebib
- Panel Enclosure (not shown)

ELBP50TS7



	ELBP30TS3, ELBP30TS5	ELBP50TS7
Listing	cETLus	
Conforms to	CAN/CSA-C22 No.14, UL508	
Dimensions	37-1/2"H x 29-1/4"W x 4-3/4"D	
Nominal panel output	30,000 btu/hr	50,000 btu/hr
Nominal flow	3.0 US gpm @ 35°F ΔT	5.0 US gpm @ 35°F ΔT
Max ambient temperature	120°F (49°C)	
Min operating temperature	40°F (4°C)	
Max operating temperature	200°F (93°C)	
Max operating pressure	125 psi (862 kPa)	
Power requirements	120 V(ac) / 240 V(ac) 60 Hz	
Primary pump	Non-ferrous, Grundfos UPS15-58	
Auxiliary terminal	1 dry contact, max. load 8A	
Piping	3/4" 304 SS tubing	
Piping connections	1" FNPT	
Backplate	16 Gauge galvanized steel	
Enclosure	Powder coated steel	

	Stk#	Description	Pkg Qty	Carton Qty	Unit	List Price / Unit
New!	ELBP30TS3	Electric Boiler Panel 30,000BTU with 3 Loop Twist Seal Mini Multiport	1		ea.	
	ELBP30TS5	Electric Boiler Panel 30,000BTU with 5 Loop Twist Seal Mini Multiport	1		ea.	
New!	ELBP50TS7	Electric Boiler Panel 50,000BTU with 7 Loop Twist Seal Mini Multiport	1		ea.	



Notes:

- Drawings are for HeatLink suggested system layout only! User must determine if system layout will work for their particular application.
- Air vents, expansion tanks, pressure relief valves, etc. for heat source as per local codes.
- Use isolation ball valves for all circuits and components.
- Local codes, regulations, and authorities have final jurisdiction.

Heat Source: Electric Boiler
Panel(s): ELBP30TS3, ELBP30TS5, ELBP50TS7
Heat Load(s): Radiant Heating – Single Zone
Date: 2014-05-15

Schematic #: SCH-ELBP-M002
Rough-in wiring see: SCH-MRIB-R001
Wiring detail see: SCH-ELBP-E001

TMP 40/70 MBH 3-Way Mixing Panels

Stk# TMP040 & TMP070

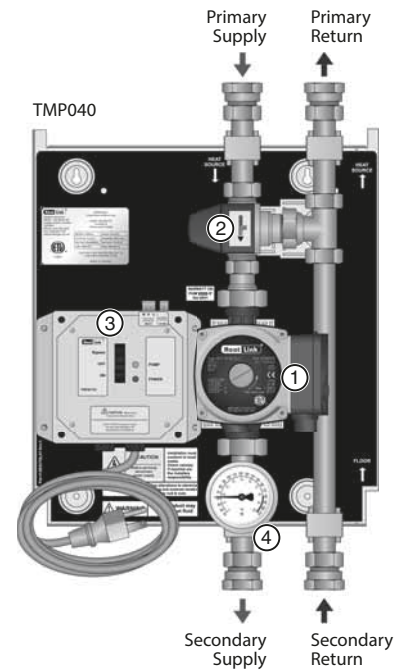
The TMP 3-Way Mixing Panel's primary application is as a single zone mixing device where there are no flow requirements in the primary loop. Intended to be used with DHW tanks as a heat source, the pump is activated once every 24 hours, for 15 minutes, to ensure that potable water in the piping is not stagnant. At this time, a DHW priority option for these panels is not available.

These panels can also be used as subpanels to provide additional mixed temperature loops.

When the panel receives a call for heat, the pump is activated, and the thermostatic control head in the 3-way mixing valve will automatically regulate the water temperature in the secondary circuit. When not used with a DHW tank as a heat source, secondary zoning downstream of the panel is possible.

Panel Components

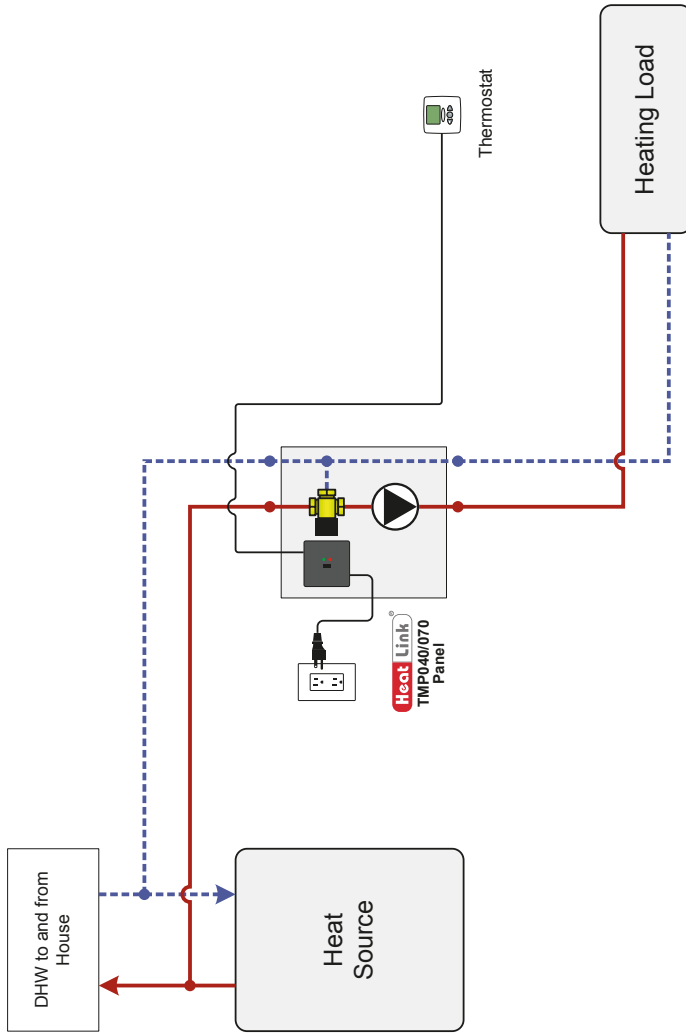
- ① Pump
- ② 3-Way Thermostatic Mixing Valve
- ③ Power Box with 6' Power Cord
 - 24hr Timer for Potable Applications
 - Auxiliary Dry Contacts for Heat Source
 - Bypass Function
- ④ Thermometer
- Panel Enclosure (not shown)



	TMP040	TMP070
Listing	cETLus	
Conforms to	CAN/CSA-C22 No.14, UL508	
Dimensions	14-3/4"H x 12-1/2"W x 6-1/2"D	
Weight	15 lbs.	17 lbs.
Nominal panel output	40,000 Btu/hr	70,000 Btu/hr
Nominal flow	4.0 US gpm @ 20°F ΔT	7.0 US gpm @ 20°F ΔT
Nominal pressure drop outside of panel	4 ft	
Max ambient temperature	120°F	
Max water temperature	200°F	
Min required flow for correct temp control	1 US gpm	
Power supply: pre-wired on system controller	110 V(ac); max. current 1A	
Pump	Non-ferrous, Grundfos UPS15-58	
Auxiliary terminal	1 dry contact, max. load 1.5A	
Temperature control method	3/4" 3-Way thermostatic	1" 3-Way thermostatic
Temperature control range	110-140°F	110-140°F
Mix Valve Cv	1.8	3.7
Piping	3/4" 304 SS tubing	
Piping connections	3/4" FNPT	1" FNPT
Backplate	16 gauge galvanized steel	
Enclosure	Powder coated steel	

Stk#	Description	Pkg Qty	Carton Qty	Unit	List Price / Unit
TMP040	TMP 40MBH 3-way Mixing Panel	1		ea.	
TMP070	TMP 70MBH 3-way Mixing Panel	1		ea.	

Mechanical Room in a Box



Notes:

- Drawings are for HeatLink suggested system layout only! User must determine if system layout will work for their particular application.
- Air vents, expansion tanks, pressure relief valves, etc. for heat source as per local codes.
- Use isolation ball valves for all circuits and components.
- Local codes, regulations, and authorities have final jurisdiction.

Heat Source: Generic
 Panel(s): TMP Series
 Heat Load(s): Generic – Single Zone
 Date: 2013-05-21

Schematic #: **SCH-TMP-M001**
 Rough-in wiring see: SCH-MRIB-R001
 Wiring detail see: SCH-TMP-E001

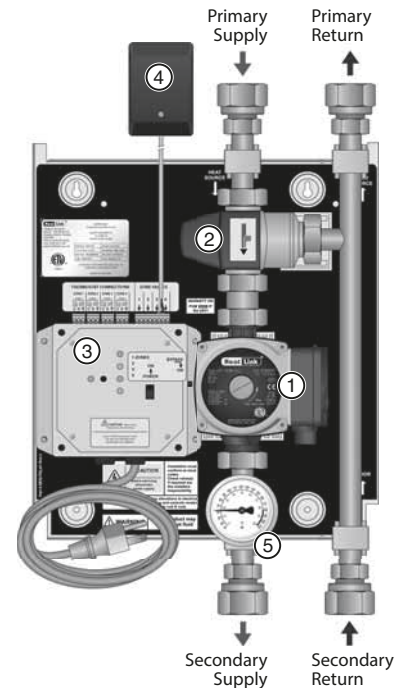
TMP 70 MBH 3-Way Mixing Panel with Zoning Stk# TMP070Z

The TMP 3-Way Mixing Panel's primary application is as a **multizone** mixing device where there are no flow requirements in the primary loop. Intended to be used with DHW tanks as a heat source, the pump is activated, and actuators (sold separately) are opened once every 24 hours, for 15 minutes, to ensure that potable water in the piping is not stagnant. The power box has thermostat inputs and actuator outputs for up to four zones (two actuators per zone). At this time, a DHW priority option for this panel is not available.

When the panel receives a call for heat, the pump is activated, and the thermostatic control head in the 3-way mixing valve will automatically regulate the water temperature in the secondary circuit. When used with a DHW tank as a heat source, secondary zoning downstream of the panel is possible (subject to local codes).

Panel Components

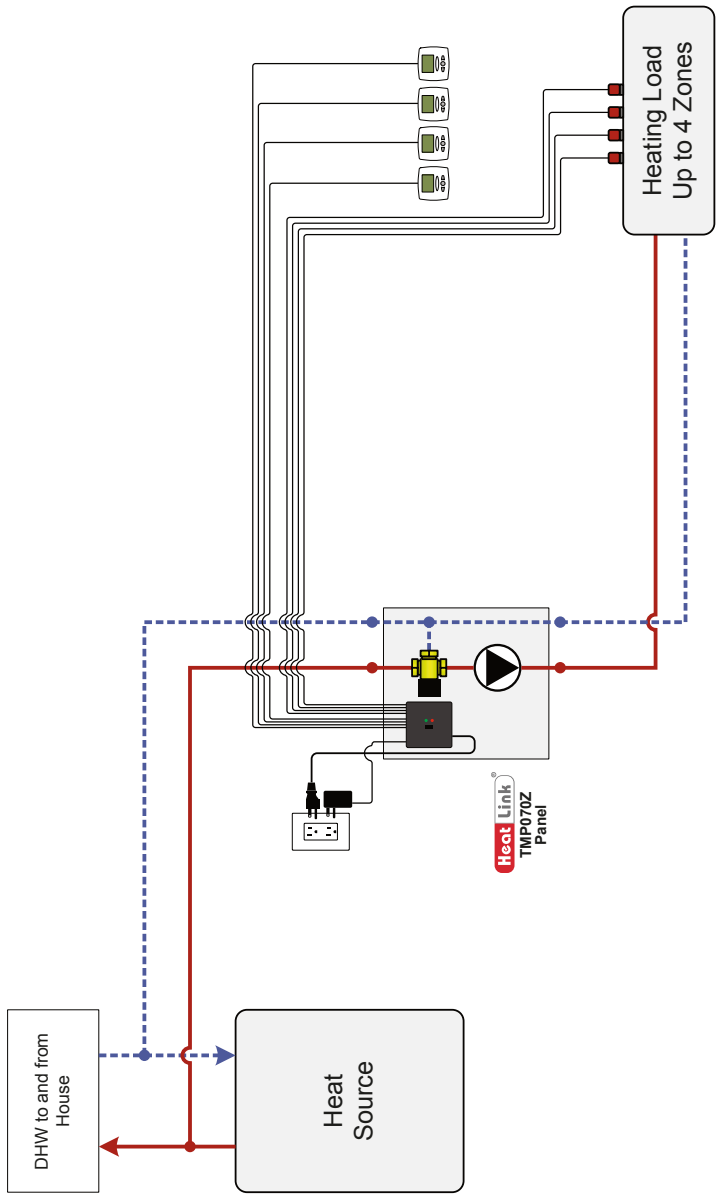
- ① Pump
- ② 3-Way Thermostatic Mixing Valve
- ③ Power Box with 6' Power Cord
 - 24hr Timer for Potable Applications
 - Auxiliary Dry Contacts for Heat Source
 - Thermostat Inputs and Actuator Outputs for 4 Zones
 - Bypass Function
- ④ 24Vac Plug-in Transformer
- ⑤ Thermometer
- Panel Enclosure (not shown)



	TMP070Z
Listing	cETLus
Conforms to	CAN/CSA-C22 No.14, UL508
Dimensions	14-3/4"H x 12-1/2"W x 6-1/2"D
Weight	17 lbs.
Nominal panel output	70,000 Btu/hr
Nominal flow	7.0 US gpm @ 20°F ΔT
Nominal pressure drop outside of panel	4 ft
Max ambient temperature	120°F
Max water temperature	200°F
Min required flow for correct temp control	1 US gpm
Power supply: pre-wired on system controller	110 V(ac); max. current 2A
Pump	Non-ferrous, Grundfos UPS15-58
Auxiliary terminal	1 dry contact, max. load 1.5A
Temperature control method	1" 3-Way thermostatic
Temperature control range	110-140°F
Mix Valve Cv	3.7
Piping	3/4" 304 SS tubing
Piping connections	1" FNPT
Backplate	16 gauge galvanized steel
Enclosure	Powder coated steel

	Stk#	Description	Pkg Qty	Carton Qty	Unit	List Price / Unit
Special Order*	TMP070Z	TMP 70MBH 3-way Mixing Panel with Zoning	1		ea.	

* Lead time may vary. Call to confirm time line.



- Notes:**
- Drawings are for Heat Link suggested system layout only! User must determine if system layout will work for their particular application.
 - Air vents, expansion tanks, pressure relief valves, etc. for heat source as per local codes.
 - Use isolation ball valves for all circuits and components.
 - Local codes, regulations, and authorities have final jurisdiction.

Heat Link[®]
 www.heatlinkgroup.com
 1-866-661-5332

Heat Source: Generic
 Panel(s): TMP070Z
 Heat Load(s): Generic – Up to 4 Zones
 Date: 2013-05-23

Schematic #: SCH-TMPZ-M001
 Rough-in wiring see: SCH-MIRIB-R006
 Wiring detail see: SCH-TMPZ-E001

TMP 85 MBH Dual Pump Mixing Panel

Stk# TMP085DP


The TMP 3-Way Mixing Panel's primary application is as a single zone mixing device where there are no flow requirements in the primary loop. Intended to be used with DHW tanks as a heat source, the pump is activated once every 24 hours, for 15 minutes, to ensure that potable water in the piping is not stagnant. At this time, a DHW priority option for this panel is not available.

These panels can also be used as subpanels to provide additional mixed temperature loops.

When the panel receives a call for heat, the pump is activated, and the thermostatic control head in the 3-way mixing valve will automatically regulate the water temperature in the secondary circuit. When not used with a DHW tank as a heat source, secondary zoning downstream of the panel is possible. The TMP085DP not only allows for higher output, but it is also a 2-zone panel. So even with a DHW heat source, you can now have two radiant floor zones.

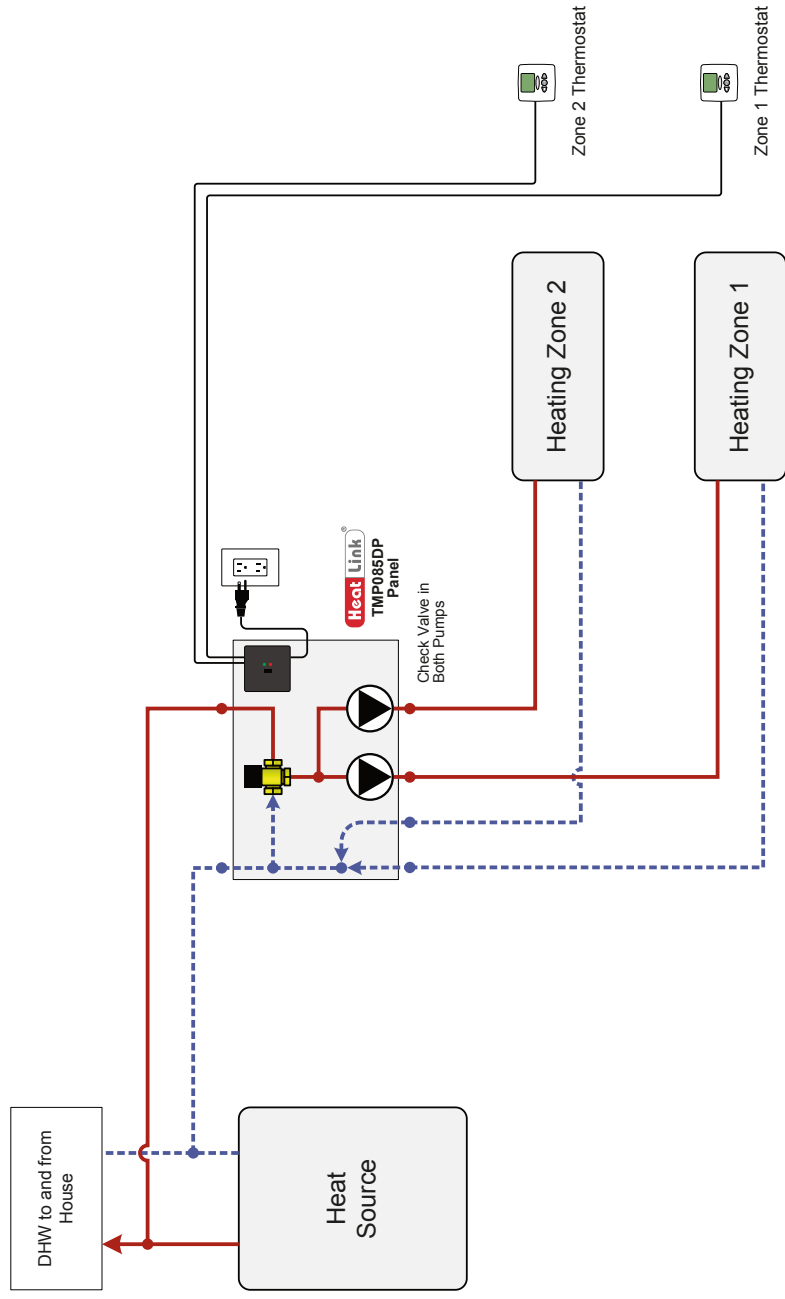
Panel Components

- ① Zone 1 Pump with Check Valve
- ② Zone 2 Pump with Check Valve
- ③ 3-Way Thermostatic Mixing Valve
- ④ Power Box with 6' Power Cord
 - 24hr Timer for Potable Applications
 - Bypass Function
 - Auxiliary Dry Contacts for Heat Source
- ⑤ Thermometer
- Panel Enclosure (not shown)



	TMP085DP
Listing	cETLus
Conforms to	CAN/CSA-C22 No.14, UL508
Dimensions	18-1/4"H x 16-1/4"W x 7-3/4"D
Weight	30 lbs.
Nominal panel output	85,000 Btu/hr
Nominal flow	2x 4.25 US gpm @ 20°F ΔT
Nominal pressure drop outside of panel	4 ft
Max ambient temperature	120°F
Max water temperature	200°F
Min required flow for correct temp control	1 US gpm
Power supply: pre-wired on system controller	110 V(ac); max. current 2A
Zone 1 pump	Non-ferrous, Grundfos UPS15-58
Zone 2 pump	Non-ferrous, Grundfos UPS15-58
Auxiliary terminal	1 dry contact, max. load 1.5A
Temperature control method	1" 3-Way thermostatic
Temperature control range	110-140°F
Mix Valve Cv	3.0
Piping	3/4" 304 SS tubing
Piping connections	1" FNPT primary, 3/4" FNPT secondary
Backplate	16 gauge galvanized steel
Enclosure	Powder coated steel

Stk#	Description	Pkg Qty	Carton Qty	Unit	List Price / Unit
TMP085DP	TMP 85MBH Dual Pump 3-way Mixing panel	1		ea.	



Schematic #: SCH-TMPDP-M001
 Rough-in wiring see: SCH-MRIB-R001
 Wiring detail see: SCH-TMPD-E001

Heat Source: Generic
 Panel(s): TMP085DP
 Heat Load(s): Generic – Dual Zones
 Date: 2013-05-21

Notes:
 • Drawings are for Heat Link suggested system layout only! User must determine if system layout will work for their particular application.
 • Air vents, expansion tanks, pressure relief valves, etc. for heat source as per local codes.
 • Use isolation ball valves for all circuits and components.
 • Local codes, regulations, and authorities have final jurisdiction.

Heat Link[®]
 www.heatlinkgroup.com
 1-866-661-5332

TMP 200 MBH 2-Temperature Mixing Panel

Stk# TMP200DT


The TMP 3-Way Mixing Panel's primary application is as a single zone mixing device where there are no flow requirements in the primary loop. Intended to be used with DHW tanks as a heat source, the pump is activated once every 24 hours, for 15 minutes, to ensure that potable water in the piping is not stagnant. At this time, a DHW priority option for this panel is not available.

These panels can also be used as subpanels to provide additional mixed temperature loops.

When the panel receives a call for heat, the pump is activated, and the thermostatic control head in the 3-way mixing valve will automatically regulate the water temperature in the secondary circuit. When not used with a DHW tank as a heat source, secondary zoning downstream of the panel is possible. The TMP200DT is a dual temperature panel. The low temperature output is the same as the TMP070, but it also has a high temperature pump, for secondary high temperature applications such as a fan coil or baseboard.

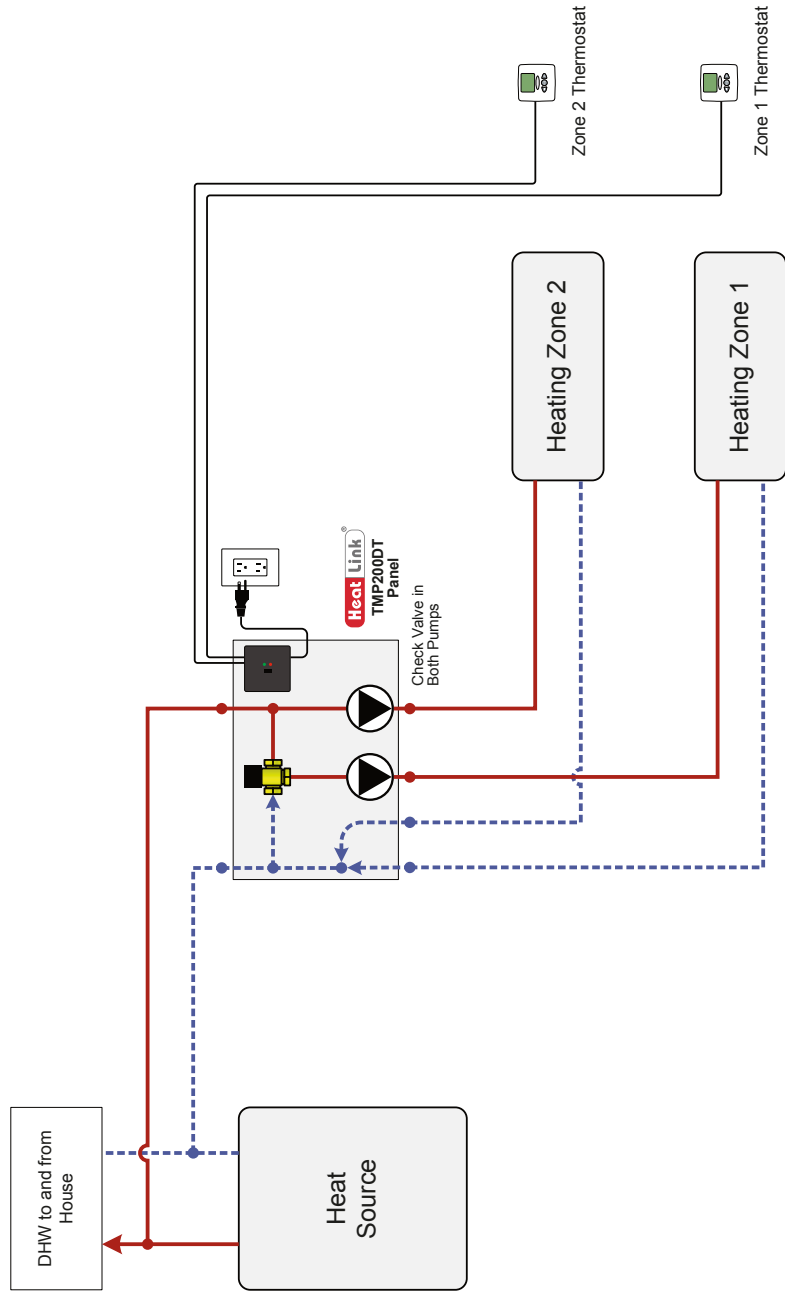
Panel Components

- ① Mixed Temp Pump with Check Valve
- ② High Temp Pump with Check Valve
- ③ 3-Way Thermostatic Mixing Valve
- ④ Power Box with 6' Power Cord
 - 24hr Timer for Potable Applications
 - Bypass Function
 - Auxiliary Dry Contacts for Heat Source
- ⑤ Thermometer
- Panel Enclosure (not shown)



	TMP200DT	
	Mixed Temp	High Temp
Listing	cETLus	
Conforms to	CAN/CSA-C22 No.14, UL508	
Dimensions	18-1/4"H x 16-1/4"W x 7-3/4"D	
Weight	30.5 lbs.	
Nominal panel output	70,000 Btu/hr	130,000 Btu/hr
Nominal flow	7.0 US gpm @ 20°F ΔT	10.0 US gpm @ 26°F ΔT
Nominal pressure drop outside of panel	4 ft	8 ft
Max ambient temperature	120°F	
Max water temperature	200°F	
Min required flow for correct temp control	1 US gpm	n/a
Power supply: pre-wired on system controller	110 V(ac); max. current 2A	
Pump	Non-ferrous, Grundfos UPS15-58	Non-ferrous, Grundfos UPS15-58
Auxiliary terminal	1 dry contact, max. load 1.5A	
Temperature control method	1" 3-Way thermostatic	None
Temperature control range	110-140°F	n/a
Mix Valve Cv	3.0	n/a
Piping	3/4" 304 SS tubing	
Piping connections	1" FNPT primary, 3/4" FNPT secondary	
Backplate	16 gauge galvanized steel	
Enclosure	Powder coated steel	

Stk#	Description	Pkg Qty	Carton Qty	Unit	List Price / Unit
TMP200DT	TMP 200MBH 2-Temperature 3-way Mixing Panel	1		ea.	



Schematic #: SCH-TMPDT-M001
 Rough-in wiring see: SCH-MIRIB-R001
 Wiring detail see: SCH-TMPD-E001

Heat Source: Generic
 Panel(s): TMP200DT
 Heat Load(s): Generic – Dual Zones
 Date: 2013-05-22

Notes:
 • Drawings are for Heat Link suggested system layout only! User must determine if system layout will work for their particular application.
 • Air vents, expansion tanks, pressure relief valves, etc. for heat source as per local codes.
 • Use isolation ball valves for all circuits and components.
 • Local codes, regulations, and authorities have final jurisdiction.

Heat Link[®]
 www.heatlinkgroup.com
 1-866-661-5332


TWH 70 MBH Tankless Water Heater Mixing Panel Stk# TWH070

The TWH Tankless Water Heater Mixing Panel's primary application is as a single zone mixing device for tankless DHW heaters. Both the primary and secondary pumps are activated once every 24 hours, for 15 minutes, to ensure that potable water in the piping is not stagnant.

When the panel receives a call for heat, both pumps are activated, and the thermostatic control head in the 3-way mixing valve will automatically regulate the water temperature in the secondary circuit. DHW priority is not available on this model.

Panel Components

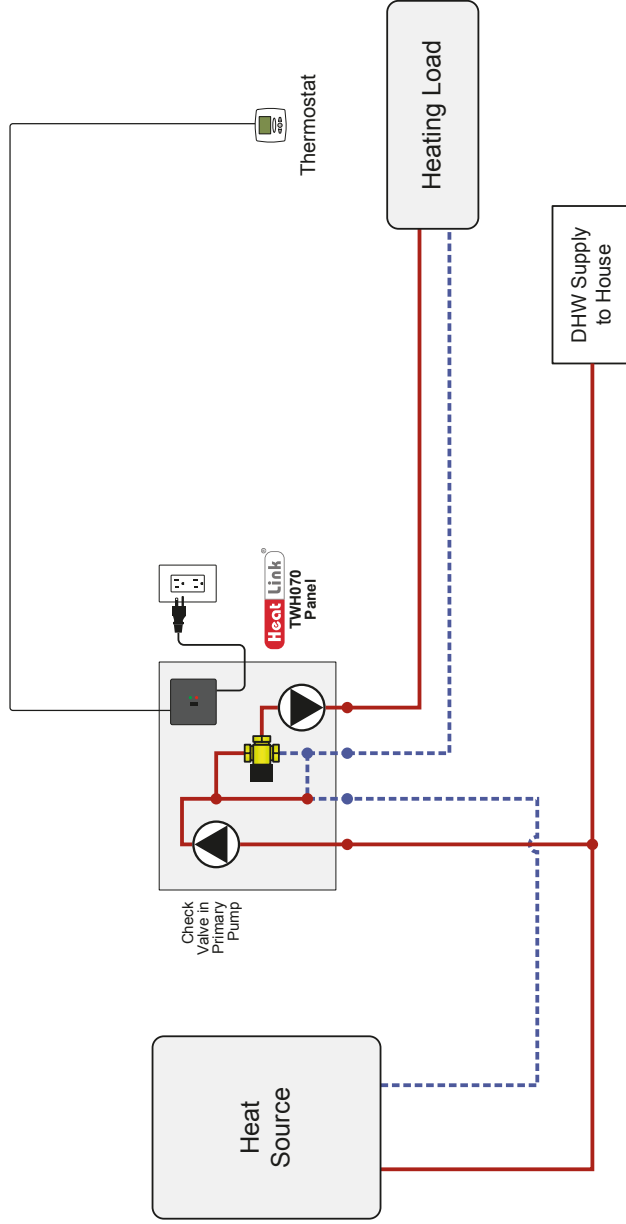
- ① Primary Pump with Check Valve
- ② Secondary Pump
- ③ Power Box with 6' Power Cord
 - 24hr Timer for Potable Applications
 - Bypass Function
 - Auxiliary Dry Contacts for Heat Source
- ④ 3-Way Thermostatic Mixing Valve
- ⑤ Thermometer
- Panel Enclosure (not shown)



Mechanical Room in a Box

	TWH070
Listing	cETLus
Conforms to	CAN/CSA-C22 No.14, UL508
Dimensions	18-1/4"H x 16-1/4"W x 7-3/4"D
Weight	28.5 lbs.
Nominal panel output	70,000 btu/hr
Primary nominal flow	4.0 US gpm @ 35°F ΔT
Primary nominal pressure drop outside of panel	14 ft
Secondary nominal flow	7 US gpm @ 20°F ΔT
Secondary nominal pressure drop outside of panel	4 ft
Max ambient temperature	120°F
Max water temperature	200°F
Min required flow for correct temp control	1 US gpm
Power supply: pre-wired on system controller	110 V(ac); max. current 2A
Primary pump	Non-ferrous, Grundfos UPS15-58
Secondary pump	Non-ferrous, Grundfos UPS15-58
Auxiliary terminal	1 dry contact, max. load 1.5A
Temperature control method	1" 3-Way thermostatic
Temperature control range	100°F - 145°F
Mix Valve Cv	3.0
Piping	3/4" 304 SS tubing
Piping connections	1" FNPT
Backplate	16 gauge galvanized steel
Enclosure	Powder coated steel

Stk#	Description	Pkg Qty	Carton Qty	Unit	List Price / Unit
TWH070	TWH 70MBH Tankless Water Heater Mixing Panel	1		ea.	



Notes:

- Drawings are for Heat Link suggested system layout only! User must determine if system layout will work for their particular application.
- Air vents, expansion tanks, pressure relief valves, etc. for heat source as per local codes.
- Use isolation ball valves for all circuits and components.
- Local codes, regulations, and authorities have final jurisdiction.

Heat Source: Generic
Panel(s): TWH070
Heat Load(s): Generic – Single Zone
Date: 2013-03-18

Schematic #:
Rough-in wiring see: SCH-MIRIB-R001
Wiring detail see: SCH-TWH-E001

TWH 70 MBH Tankless Water Heater Mixing Panels with Optional DHW Priority

Stk# TWH070P & TWH070XP

The TWH Tankless Water Heater Mixing Panel's primary application is as a single zone mixing device for tankless DHW heaters. Both the primary and secondary pumps are activated once every 24 hours, for 15 minutes, to ensure that potable water in the piping is not stagnant.

When the panel receives a call for heat, both pumps are activated, and the thermostatic control head in the 3-way mixing valve will automatically regulate the water temperature in the secondary circuit. The TWH070XP is designed for applications where there is an extremely high flow resistance in the heat source. Both the TWH070P and the TWH070XP are compatible with the optional flow switch (FLWSWTCH) that turns off the primary pump when there is flow in the regular DHW line.


Panel Components

- ① Primary Pump with Check Valve
- ② Secondary Pump
- ③ Power Box with 6' Power Cord
 - 24hr Timer for Potable Applications
 - Bypass Function
 - Auxiliary Dry Contacts for Heat Source
- ④ 3-Way Thermostatic Mixing Valve
- ⑤ Thermometer
- Panel Enclosure (not shown)



FLWSWTCH

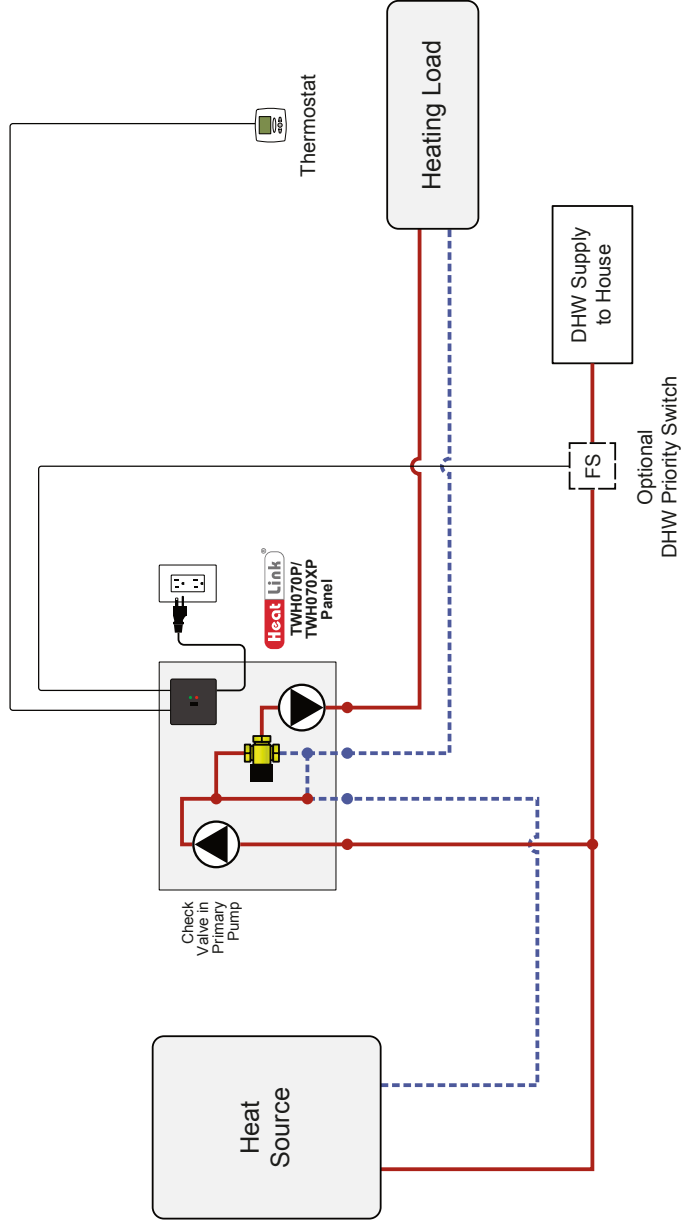
TWH070XP



	TWH070P	TWH070XP
Listing	cETLus	
Conforms to	CAN/CSA-C22 No.14, UL508	
Dimensions	18-1/4"H x 16-1/4"W x 7-3/4"D	
Weight	32.5 lbs.	39 lbs.
Nominal panel output	70,000 btu/hr	
Primary nominal flow	4.0 US gpm @ 35°F ΔT	4.0 US gpm @ 35°F ΔT
Primary nominal pressure drop outside of panel	14 ft	24 ft
Secondary nominal flow	7 US gpm @ 20°F ΔT	7 US gpm @ 20°F ΔT
Secondary nominal pressure drop outside of panel	4 ft	4 ft
Max ambient temperature	120°F	
Max water temperature	200°F	
Min required flow for correct temp control	1 US gpm	
Power supply: pre-wired on system controller	110 V(ac); max. current 2A	110 V(ac); max. current 3A
Primary pump	Non-ferrous, Grundfos UPS15-58	Non-ferrous, Grundfos UPS26-99BFC
Secondary pump	Non-ferrous, Grundfos UPS15-58	Non-ferrous, Grundfos UPS15-58
Auxiliary terminal	1 dry contact, max. load 1.5A	
DHW priority	Optional @ ~0.5 US gpm DHW flow	
Temperature control method	1" 3-Way thermostatic	
Temperature control range	100°F - 145°F	
Mix Valve Cv	3.0	
Piping	3/4" 304 SS tubing	
Piping connections	1" FNPT	
DHW priority switch connection	1/2" FNPT (FLWSWTCH optional)	
Backplate	16 gauge galvanized steel	
Enclosure	Powder coated steel	

	Stk#	Description	Pkg Qty	Carton Qty	Unit	List Price / Unit
Special Order*	TWH070P	TWH 70MBH Tankless Water Heater Mixing Panel (DHW Priority Opt)	1		ea.	
	TWH070XP	TWH 70MBH HH Tankless Water Heater Mixing Panel (DHW Priority Opt)	1		ea.	
	FLWSWTCH	Flow Switch for Domestic Hot Water Priority	1		ea.	

* Lead time may vary. Call to confirm time line.



Notes:

- Drawings are for Heat Link suggested system layout only! User must determine if system layout will work for their particular application.
- Air vents, expansion tanks, pressure relief valves, etc. for heat source as per local codes.
- Use isolation ball valves for all circuits and components.
- Local codes, regulations, and authorities have final jurisdiction.

Heat Source: Generic
 Panel(s): TWH Series
 Heat Load(s): Generic – Single Zone
 Date: 2013-03-18

Schematic #: **SCH-TWH-M001**
 Rough-in wiring see: SCH-MRIB-R001
 Wiring detail see: SCH-TWH-E001


TWH 70 MBH Tankless Water Heater Mixing Panels with Zoning Stk# TWH070Z & TWH070XPZ

The TWH Tankless Water Heater Mixing Panel's primary application is as a **multizone** mixing device for tankless DHW heaters. Both the primary and secondary pumps are activated once every 24 hours, for 15 minutes, to ensure that potable water in the piping is not stagnant. The power box has thermostat inputs and actuator outputs for up to four zones (two actuators per zone). At this time, a DHW priority option for these panels is not available.

When the panel receives a call for heat, both pumps are activated, and the thermostatic control head in the 3-way mixing valve will automatically regulate the water temperature in the secondary circuit. The TWH070XPZ is designed for applications where there is an extremely high flow resistance in the heat source.

Panel Components

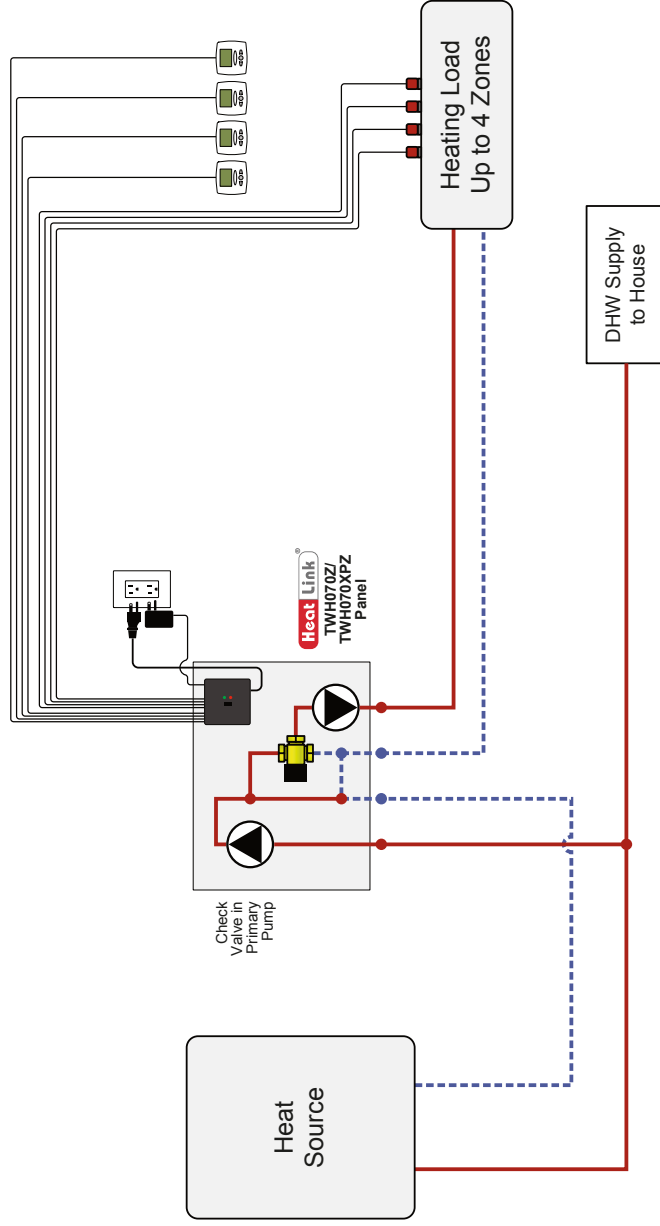
- ① Primary Pump with Check Valve
- ② Secondary Pump
- ③ Power Box with 6' Power Cord
 - 24hr Timer for Potable Applications
 - Auxiliary Dry Contacts for Heat Source
 - Thermostat Inputs and Actuator Outputs for 4 Zones
 - Bypass Function
- ④ 24Vac Plug-in Transformer
- ⑤ 3-Way Thermostatic Mixing Valve
- ⑥ Thermometer
- Panel Enclosure (not shown)



	TWH070Z	TWH070XPZ
Listing	cETLus	
Conforms to	CAN/CSA-C22 No.14, UL508	
Dimensions	18.25"H x 16.25"W x 8"D	
Nominal panel output	70,000 btu/hr	70,000 btu/hr
Primary nominal flow	4.0 US gpm @ 35°F ΔT	4.0 US gpm @ 35°F ΔT
Primary nominal pressure drop outside of panel	14 ft	24 ft
Secondary nominal flow	7 US gpm @ 20°F ΔT	7 US gpm @ 20°F ΔT
Secondary nominal pressure drop outside of panel	4 ft	4 ft
Max ambient temperature	120°F	
Max water temperature	200°F	
Min required flow for correct temp control	1 US gpm	
Power supply: pre-wired on system controller	110 V(ac); max. current 2A	
Primary circulator	Non-ferrous, Grundfos UPS15-58	Non-ferrous, Grundfos UPS26-99BFC
Secondary circulator	Non-ferrous, Grundfos UPS15-58	Non-ferrous, Grundfos UPS15-58
Auxiliary terminal	1 dry contact, max. load 1.5A	
Temperature control method	1" 3-Way thermostatic	
Temperature control range	100°F - 145°F	
Valve Cv	3.0	
Piping	¾" 304 SS tubing	
Piping connections	1" FNPT	
Backplate	16 gauge galvanized steel	
Enclosure	Powder coated steel	

	Stk#	Description	Pkg Qty	Carton Qty	Unit	List Price / Unit
Special Order*	TWH070Z	TWH 70MBH Tankless Water Heater Mixing Panel with Zoning	1		ea.	
Special Order*	TWH070XPZ	TWH 70MBH High Head Tankless Water Heater Mixing Panel with Zoning	1		ea.	

* Lead time may vary. Call to confirm time line.



Notes:

- Drawings are for Heat Link suggested system layout only! User must determine if system layout will work for their particular application.
- Air vents, expansion tanks, pressure relief valves, etc. for heat source as per local codes.
- Use isolation ball valves for all circuits and components.
- Local codes, regulations, and authorities have final jurisdiction.

Heat Source: Generic
 Panel(s): TW4070 Series
 Heat Load(s): Generic – Up to 4 Zones
 Date: 2013-05-22

Schematic #: SCH-TWHZ-M001
 Rough-in wiring see: SCH-MIRIB-R006
 Wiring detail see: SCH-TWHZ-E001

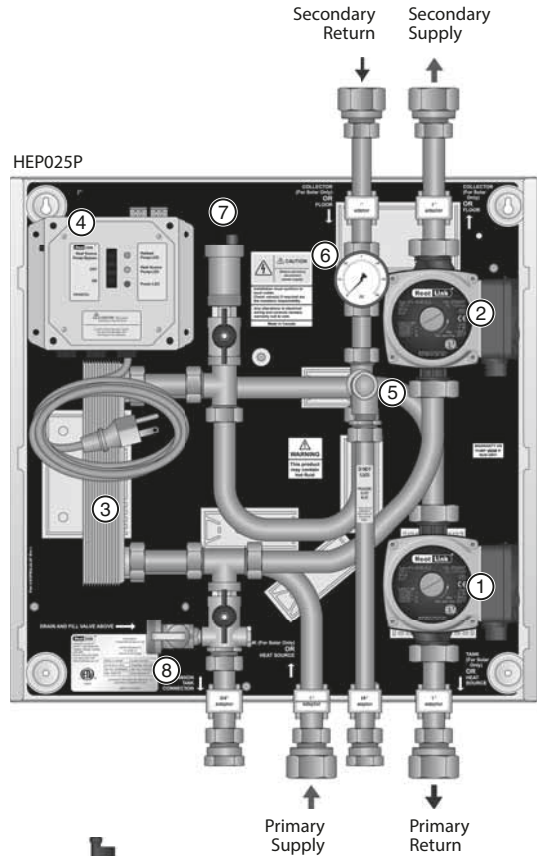
HEP Isolation Heat Exchanger Panels HEP Series

The main application of the HEP Isolation Heat Exchanger Panel is to provide single wall isolation between a DHW tank and a heating system. While other applications are possible, it is important to note that this panel is *not* a temperature control device. The secondary water temperature is wholly dependent on the temperature of the primary supply water. When the panel receives a call for heat, it activates both primary and secondary pumps. The primary pump is also activated once every 24 hours, for 15 minutes, to ensure that potable water in the piping or heat exchanger is not stagnant.

The panel is pre-wired to work with a DHW priority switch which is mounted outside the panel.

Panel Components

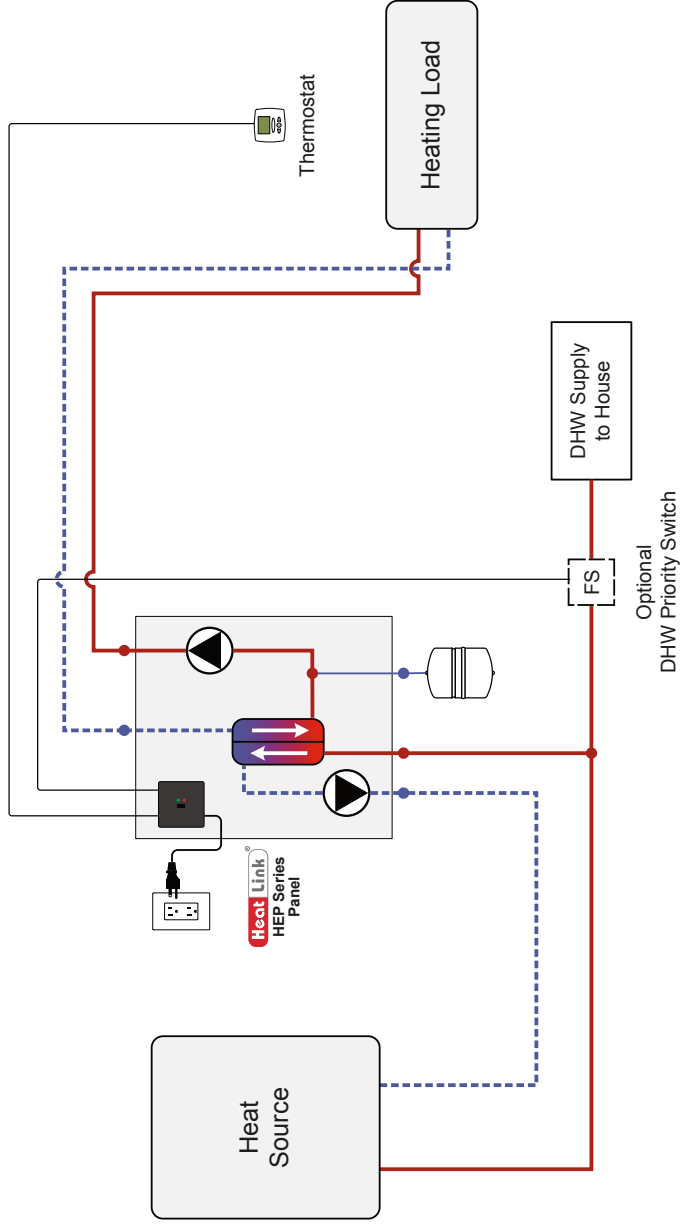
- ① Primary Pump
- ② Secondary Pump
- ③ Brazed Plate Heat Exchanger
- ④ Power Box with 6' Power Cord
 - 24hr Timer for Potable Applications
 - Bypass Function
 - Auxiliary Dry Contacts for Heat Source
- ⑤ Pressure Relief Valve
- ⑥ Pressure Gauge
- ⑦ Automatic Air Vent
- ⑧ Drain and Fill Valve
- Panel Enclosure (not shown)



	HEP025P	HEP080P
Listing	cETLus	
Conforms to	CAN/CSA-C22 No.14, UL508	
Dimensions	18-1/4"H x 18-1/4"W x 7-3/4"D	
Weight	30 lbs	32.5 lbs
Nominal panel output see conditions to the right	25,000 Btu/hr	80,000 Btu/hr
Max ambient temperature	120°F	
Max water temperature	200°F	
Settable fluid temp range	dependant on heat source temperature	
Power supply: pre-wired on system controller	110 V(ac); max. current 2A	
Primary pump	Non-ferrous, Grundfos UPS15-58	
Secondary pump	Non-ferrous, Grundfos UPS15-58	
Heat exchanger	Single-wall brazed plate; 3x8-12	Single-wall brazed plate; 3x8-30
Auxiliary terminal	Yes	
DHW priority	Optional @ ~0.5 US gpm DHW flow	
Temperature control method	None	
Piping	3/4" 304 SS tubing	
Piping connections	1" FNPT, 3/4" FNPT	
DHW priority switch connection	1/2" FNPT (FLWSWCH optional)	
Backplate	16 gauge galvanized steel	
Enclosure	Powder coated steel	

Panel Output Conditions	Primary Side	Secondary Side
HEP025		
Fluid type	Water	Water
Entering fluid temp (°F)	140°F	100°F
Exiting fluid temp (°F)	120°F	120°F
Flow rate (US gpm)	3 US gpm	3 US gpm
Pressure drop (ft head)	3 ft	2 ft
Allowable pressure drop outside of Panel (ft head)	13 ft	14 ft
HEP080		
Fluid type	Water	Water
Entering fluid temp (°F)	140°F	100°F
Exiting fluid temp (°F)	120°F	120°F
Flow rate (US gpm)	8.1 US gpm	8.1 US gpm
Pressure drop (ft head)	3.9 ft	3.7 ft
Allowable pressure drop outside of Panel (ft head)	6 ft	6 ft

Stk#	Description	Pkg Qty	Carton Qty	Unit	List Price / Unit
HEP025P	HEP 25MBH Isolation Heat Exchanger Panel	1		ea.	
HEP080P	HEP 80MBH Isolation Heat Exchanger Panel	1		ea.	
FLWSWCH	Flow Switch for Domestic Hot Water Priority	1		ea.	



Notes:

- Drawings are for Heat Link suggested system layout only! User must determine if system layout will work for their particular application.
- Air vents, expansion tanks, pressure relief valves, etc. for heat source as per local codes.
- Use isolation ball valves for all circuits and components.
- Local codes, regulations, and authorities have final jurisdiction.

Heat Source: Generic
 Panel(s): HEP Series
 Heat Load(s): Generic – Single Zone
 Date: 2013-02-18

Schematic #: **SCH-HEP-M001**
 Rough-in wiring see: SCH-MRIB-R001
 Wiring detail see: SCH-HEP-E001

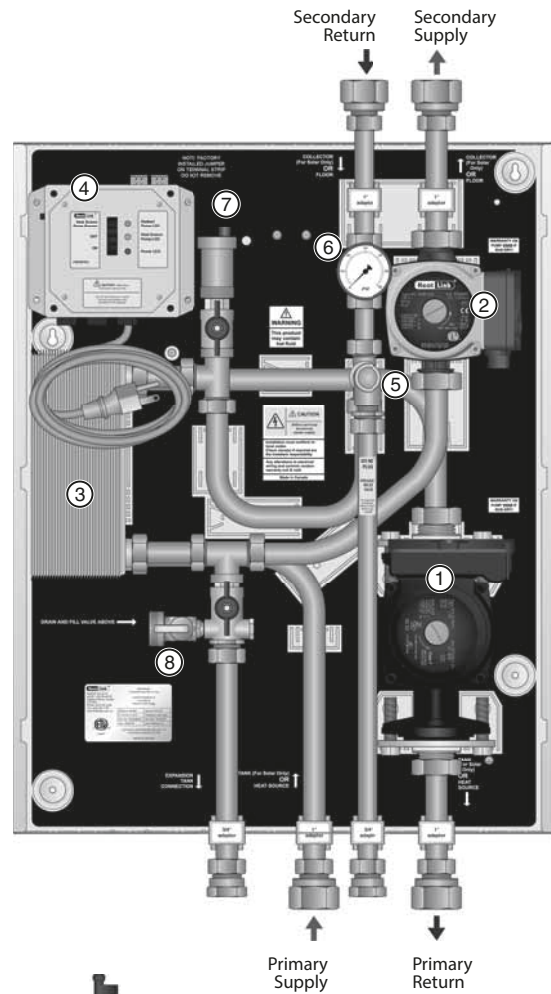
HEP Isolation Heat Exchanger Panels HEP Series

The main application of the HEP Isolation Heat Exchanger Panel is to provide single wall isolation between a DHW tank and a heating system. While other applications are possible, it is important to note that this panel is *not* a temperature control device. The secondary water temperature is wholly dependent on the temperature of the primary supply water. The HEP095P is designed for applications where there is an extremely high flow resistance in the heat source. When the panel receives a call for heat, it activates both primary and secondary pumps. The primary pump is also activated once every 24 hours, for 15 minutes, to ensure that potable water in the piping or heat exchanger is not stagnant.

The panel is pre-wired to work with a DHW priority switch which is mounted outside the panel.

Panel Components

- ① Primary Pump
- ② Secondary Pump
- ③ Brazed Plate Heat Exchanger
- ④ Power Box with 6' Power Cord
 - 24hr Timer for Potable Applications
 - Bypass Function
 - Auxiliary Dry Contacts for Heat Source
- ⑤ Pressure Relief Valve
- ⑥ Pressure Gauge
- ⑦ Automatic Air Vent
- ⑧ Drain and Fill Valve
- Panel Enclosure (not shown)

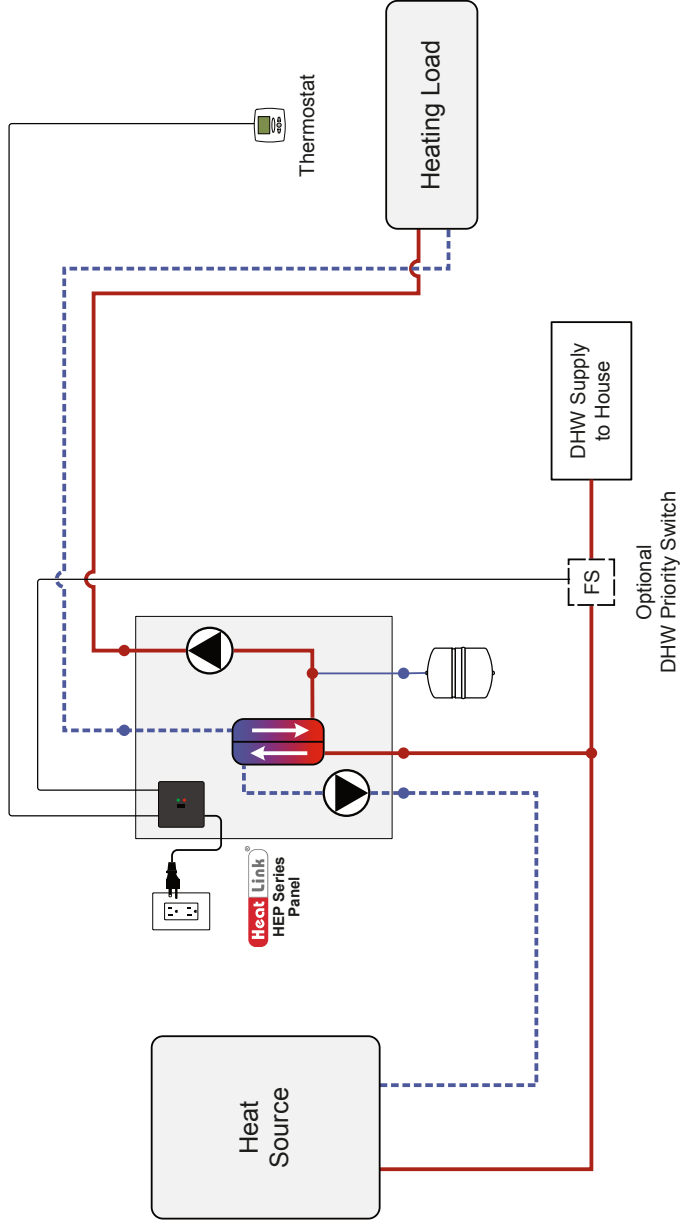


	HEP095P
Listing	cETLus
Conforms to	CAN/CSA-C22 No.14, UL508
Dimensions	24"H x 18-3/4"W x 7-3/4"D
Weight	46.5 lbs
Nominal panel output	95,000 Btu/hr *see conditions to the right
Max ambient temperature	120°F
Max water temperature	200°F
Settable fluid temp range	dependant on heat source temperature
Power supply: pre-wired on system controller	110 V(ac); max. current 3A
Primary pump	Non-ferrous, Grundfos UPS26-99BFC
Secondary pump	Non-ferrous, Grundfos UPS15-58
Heat exchanger	Single-wall brazed plate; 3x8-30
Auxiliary terminal	1 dry contact, max. load 1.5A
DHW priority	Optional @ ~0.5 US gpm DHW flow
Temperature control method	None
Piping	3/4" 304 SS tubing
Piping connections	1" FNPT, 3/4" FNPT
DHW priority switch connection	1/2" FNPT (FLWSWTC optional)
Backplate	16 gauge galvanized steel
Enclosure	Powder coated steel

Panel Output Conditions	Primary Side	Secondary Side
Fluid type	Water	Water
Entering fluid temp (°F)	140°F	100°F
Exiting fluid temp (°F)	125°F	127°F
Flow rate (US gpm)	13 US gpm	7 US gpm
Pressure drop (ft head)	10 ft	3 ft
Allowable pressure drop outside of Panel (ft head)	10 ft	9 ft

Stk#	Description	Pkg Qty	Carton Qty	Unit	List Price / Unit
Special Order* HEP095P	HEP 95MBH Isolation Heat Exchanger Panel	1		ea.	
FLWSWTC	Flow Switch for Domestic Hot Water Priority	1		ea.	

* Lead time may vary. Call to confirm time line.



Notes:

- Drawings are for Heat Link suggested system layout only! User must determine if system layout will work for their particular application.
- Air vents, expansion tanks, pressure relief valves, etc. for heat source as per local codes.
- Use isolation ball valves for all circuits and components.
- Local codes, regulations, and authorities have final jurisdiction.

Heat Source: Generic
 Panel(s): HEP Series
 Heat Load(s): Generic – Single Zone
 Date: 2013-02-18

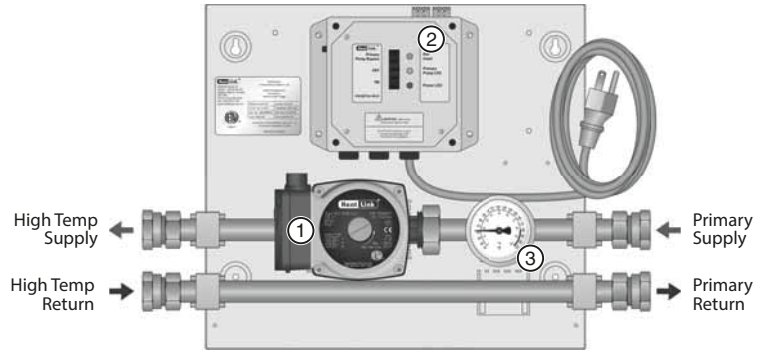
Schematic #: **SCH-HEP-M001**
 Rough-in wiring see: SCH-MRIB-R001
 Wiring detail see: SCH-HEP-E001

WHP 130 MBH Water Heater Pump Panel with optional DHW Priority Stk# WHP130P

The WHP Water Heater Pump Panel's primary application is as a flow activated DHW priority switched pump. Intended to be used with DHW tanks as a heat source, the pump is activated once every 24 hours, for 15 minutes, to ensure that potable water in the piping is not stagnant. The WHP130P is compatible with the optional flow switch (FLWSWTCH) that turns off the primary pump when there is flow in the regular DHW line.

Panel Components

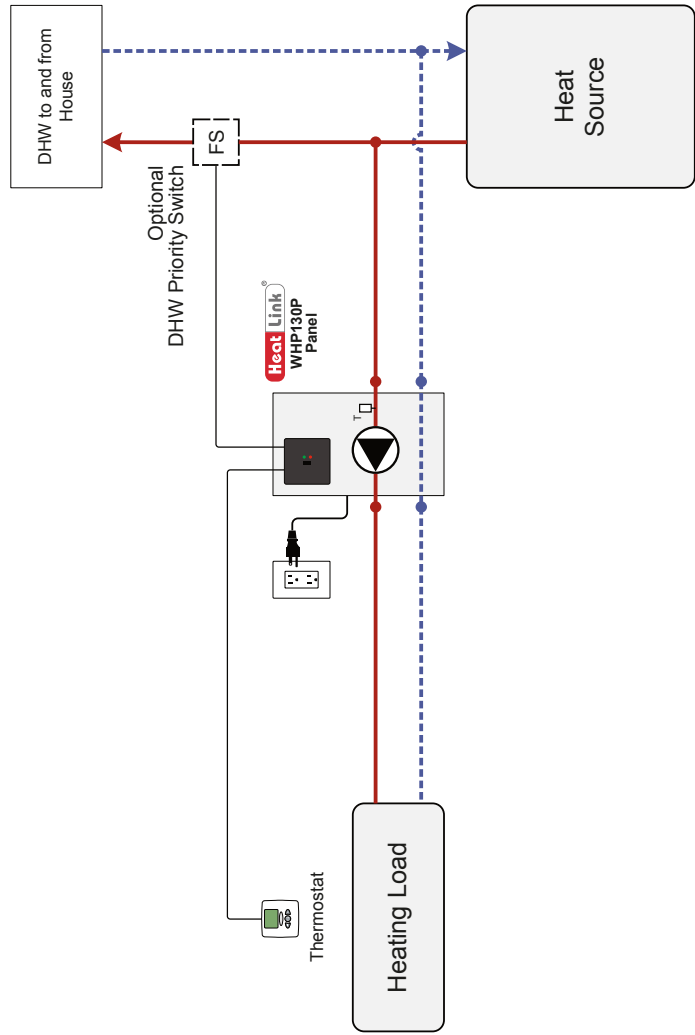
- ① Primary Pump
- ② Power Box with 6' Power Cord
 - 24hr Timer for Potable Applications
 - Bypass Function
 - Auxiliary Dry Contacts for Heat Source
- ③ Thermometer
- Panel Enclosure (not shown)



	WHP130P
Listing	cETLus
Conforms to	CAN/CSA-C22 No.14, UL508
Dimensions	12"H x 13-1/4"W x 7"D
Weight	21 lbs.
Nominal panel output	130,000 Btu/h
Nominal flow	10 US gpm @ 26°F ΔT
Nominal pressure drop outside of panel	8 ft
Max ambient temperature	120°F
Max water temperature	200°F
Power supply: pre-wired on system controller	110 V(ac): max. current 1A
Pump	Non-ferrous, Grundfos UPS15-58
Auxiliary terminal	1 dry contact, max. load 1.5A
DHW priority	Optional @ ~0.5 US gpm DHW flow
Temperature control method	None
Piping	3/4" 304 SS tubing
Piping connections	3/4" FNPT
DHW priority switch connection	1/2" FNPT (FLWSWTCH optional)
Backplate	16 gauge galvanized steel
Enclosure	Powder coated steel

	Stk#	Description	Pkg Qty	Carton Qty	Unit	List Price / Unit
Special Order*	WHP130P	WHP 130MBH Water Heater Pump Panel (DHW Priority Optional)	1		ea.	
	FLWSWTCH	Flow Switch for Domestic Hot Water Priority	1		ea.	

* Lead time may vary. Call to confirm time line.



Notes:

- Drawings are for Heat Link suggested system layout only! User must determine if system layout will work for their particular application.
- Air vents, expansion tanks, pressure relief valves, etc. for heat source as per local codes.
- Use isolation ball valves for all circuits and components.
- Local codes, regulations, and authorities have final jurisdiction.

Heat Source: Generic
 Panel(s): WHP130P
 Heat Load(s): Generic – Single Zone
 Date: 2013-05-23


Schematic #: **SCH-WHP-M001**
 Rough-in wiring see: SCH-MIRIB-R001
 Wiring detail see: SCH-WHP-E001

CDP 200 MBH 2-Temperature System Panel Stk# CDP200R2

The CDP200R2 Combi Panel operates as a high/low temperature distribution center, with a boiler (or other non-DHW appliance) as a heat source. The CDP200R2 has one high temperature branch that can be used for an indirect-fired DHW tank (with priority), or a high temperature heating application such as fan coils or baseboards. The thermostatic control head in the 3-way mixing valve will automatically regulate the water temperature in the secondary circuit.

Panel Components

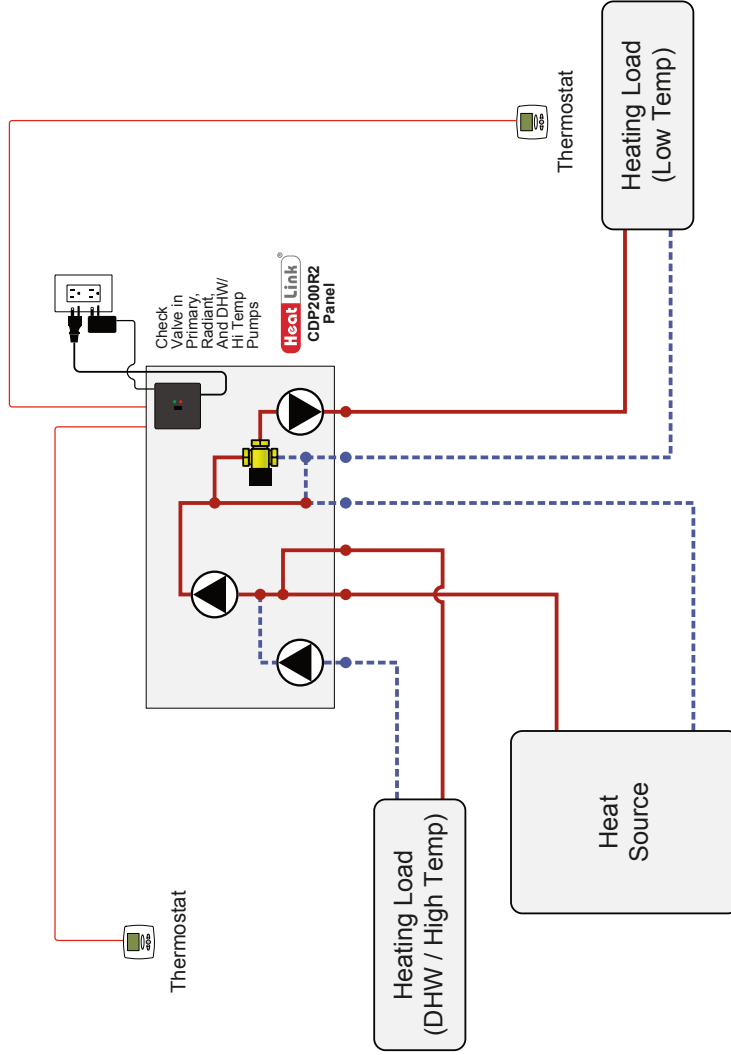
- ① Primary Pump
- ② Mixed Temp Pump
- ③ DHW / High Temp Pump
- ④ Power Box with 6' Power Cord
 - Purge Timer on All Circuits
 - Bypass Function
 - Auxiliary Dry Contacts for Heat Source
- ⑤ 3-Way Thermostatic Mixing Valve
- ⑥ 24Vac Plug-in Transformer
- ⑦ Thermometer
- Panel Enclosure (not shown)



	CDP200R2
Listing	cETLus
Conforms to	CAN/CSA-C22 No.14, UL508
Dimensions	18-1/4"H x 16-1/4"W x 7-3/4"D
Weight	41.5 lbs.
Nominal panel output* - see conditions below	200,000 Btu/h*
Max ambient temperature	120°F
Max water temperature	200°F
Settable fluid temp range	100-145°F
Min required flow for correct temp control	1 US gpm
Power supply: pre-wired on system controller	110 V(ac); max. current 3A
Primary pump	Non-ferrous, Grundfos UPS15-58
Low temp pump	Non-ferrous, Grundfos UPS15-58
High temp/DHW pump	Non-ferrous, Grundfos UPS15-58
Auxiliary terminal	2 dry contacts, max. load 1.5A
Temperature control method	1" 3-Way thermostatic
Mix Valve Cv	3.0
Piping	3/4" 304 SS tubing
Piping connections	1" FNPT
Backplate	16 gauge galvanized steel
Enclosure	Powder coated steel

Panel Output Conditions	Primary	Mixed Temp	DHW / High Temp
Nominal output (Btu/h)	200,000	60,000	140,000
Fluid type	Water	Water	Water
ΔT (°F)	40°F	20°F	26°F
Flow rate (US gpm)	10 US gpm	6 US gpm	10 US gpm
Pressure drop (ft head)	8 ft	4 ft	8 ft

Stk#	Description	Pkg Qty	Carton Qty	Unit	List Price / Unit
CDP200R2	CDP 200MBH 2-Temp System Panel with 3 Pumps Rev2	1		ea.	



Notes:

- Drawings are for Heat Link suggested system layout only! User must determine if system layout will work for their particular application.
- Air vents, expansion tanks, pressure relief valves, etc. for heat source as per local codes.
- Use isolation ball valves for all circuits and components.
- Local codes, regulations, and authorities have final jurisdiction.

Heat Source: Generic
 Panel(s): CDP200R2
 Heat Load(s): Generic – Low Temp, Generic – High Temp
 Date: 2013-05-15

Schematic #: SCH-CDP-M001
 Rough-in wiring see: SCH-MIRIB-R001
 Wiring detail see: SCH-CDP-E001

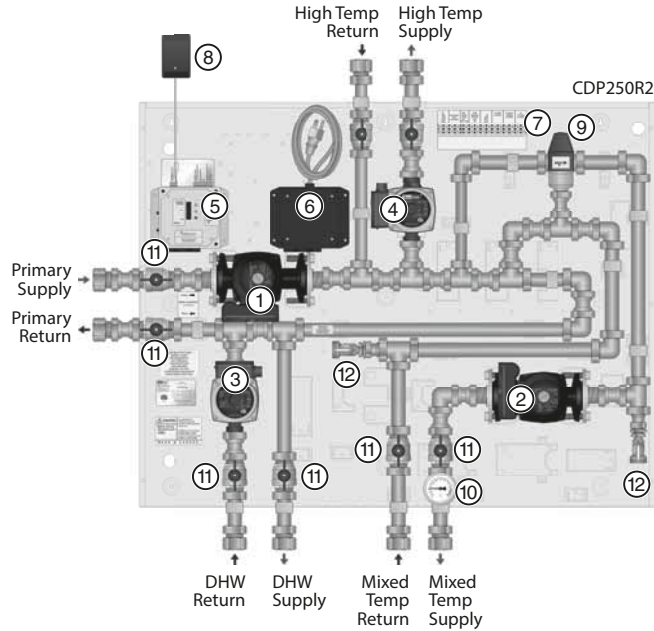
CDP 220-250 MBH 2-Temperature Combi DHW System Panels Stk# CDP220R2 & CDP250R2

The CDP220R2 and 250R2 Combi Panels operate as high/low temperature distribution centers, with a boiler (or other non-DHW appliance) as a heat source. The CDP panels each have two high temperature branches with pumps, one for the indirect-fired DHW tank (with priority) and one for the high temperature heating application. The thermostatic control head in the 3-way mixing valve will automatically regulate the water temperature in the secondary circuit. The panels have three outputs to the boiler.

Note: these panels are not compatible with IBC boilers.

Panel Components

- ① Primary Pump
- ② Mixed Temp Pump
- ③ DHW Pump with Priority
- ④ High Temp Pump (CDP220R2 and CDP250R2 only)
- ⑤ Power Box
 - Purge Timers on All Circuits
 - Bypass Function
- ⑥ Relay Box with 6' Power Cord
- ⑦ Terminal Strip
- ⑧ 24Vac Plug-in Transformer
- ⑨ 3-Way Thermostatic Mixing Valve
- ⑩ Thermometer
- ⑪ Isolation Valve
- ⑫ Drain and Fill Valve
- Panel Enclosure (not shown)

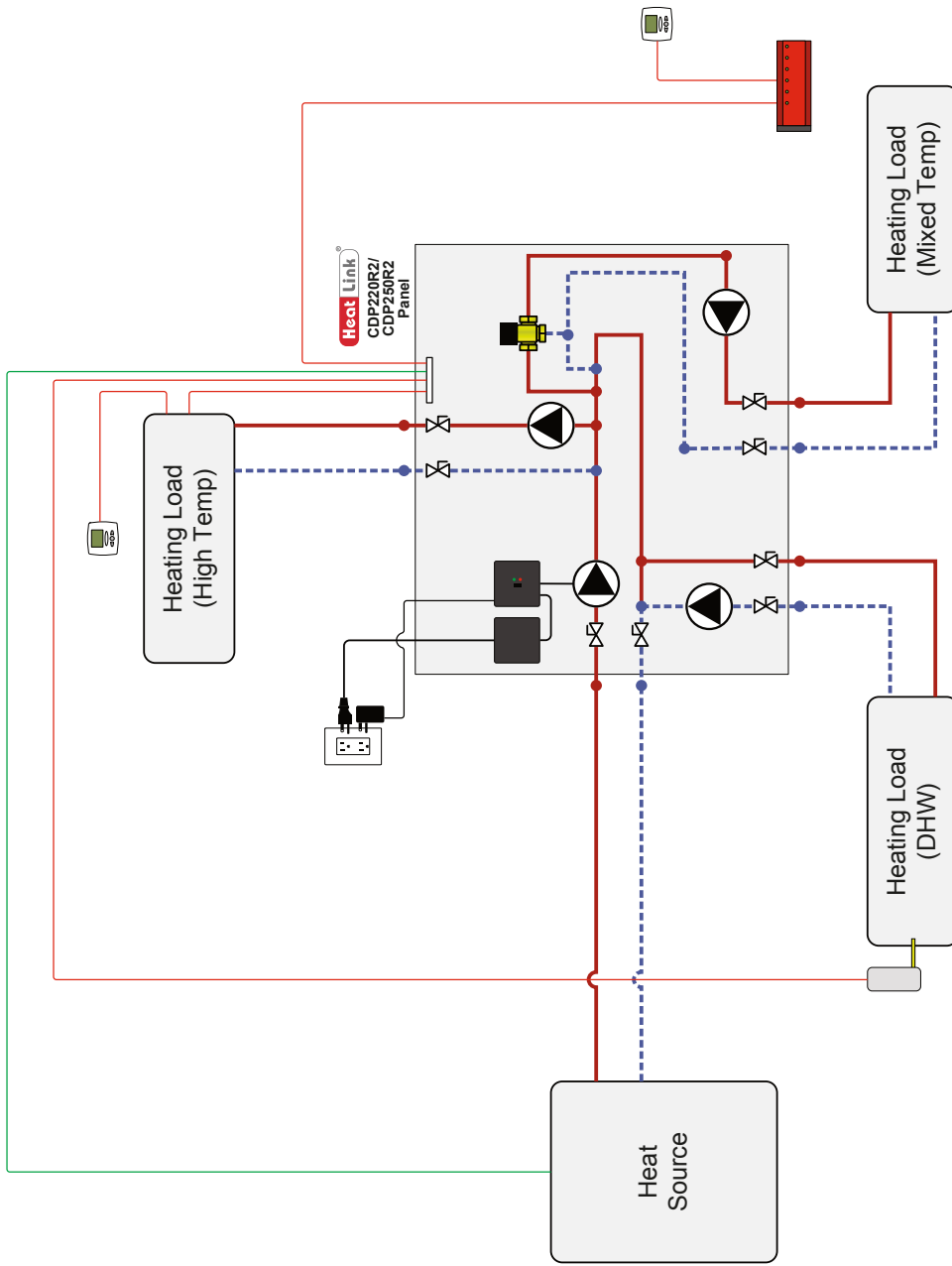


	CDP220R2	CDP250P3R2	CDP250R2
Listing		cETLus	
Conforms to		CAN/CSA-C22 No.14, UL508	
Dimensions		30-1/4"H x 38-3/8"W x 7-7/8"D	
Weight	108 lbs	118 lbs	121 lbs
Nominal panel output - see conditions below	220,000 Btu/h*		250,000 Btu/h*
Max ambient temperature		120°F	
Max water temperature		200°F	
Settable fluid temp range		110-140°F	
Min required flow for correct temp control		1 US gpm	
Power supply: pre-wired on system controller	110 V(ac); max. current 5A		110 V(ac); max. current 6A
Primary circulator	Non-ferrous, Grundfos UPS15-58		Ferrous, Grundfos UPS26-99FC
Low temp circulator	Non-ferrous, Grundfos UPS15-58		Ferrous, Grundfos UPS26-99FC
DHW circulator		Non-ferrous, Grundfos UPS15-58	
High temp circulator	Non-ferrous, Grundfos UPS15-58	n/a	Non-ferrous, Grundfos UPS15-58
Auxiliary terminal		3 dry contacts, max. load 1.5A	
Temperature control method		1" 3-way thermostatic mixing valve	
Mix Valve Cv		3.7	
Piping		1" 304 Stainless steel tubing	
Piping connections		1" FNPT	
Backplate		Galvanized steel	
Enclosure		Powder coated steel	

Panel Output Conditions	CDP220R2			CDP250P3R2 & CDP250R2		
	Primary	Mixed Temp	High Temp	Primary	Mixed Temp	High Temp
Nominal output (Btu/h)	220,000	70,000	150,000	255,000	100,000	150,000
Fluid type	Water	Water	Water	Water	Water	Water
ΔT (°F)	40°F	20°F	30°F	30°F	20°F	30°F
Flow rate (US gpm)	11 US gpm	7 US gpm	10 US gpm	17 US gpm	10 US gpm	10 US gpm
Pressure drop (ft head)	7 ft	4 ft	8 ft	17 ft	7 ft	8 ft

	Stk#	Description	Pkg Qty	Carton Qty	Unit	List Price / Unit
Special Order*	CDP220R2	CDP 220MBH 2-Temp Combi DHW System Panel with 4 Pumps Rev2	1		ea.	
Special Order*	CDP250P3R2	CDP 250MBH 2-Temp Combi DHW System Panel with 3 Pumps Rev2	1		ea.	
Special Order*	CDP250R2	CDP 250MBH 2-Temp Combi DHW System Panel with 4 Pumps Rev2	1		ea.	

* Lead time may vary. Call to confirm time line.



Notes:

- Drawings are for HeatLink suggested system layout only! User must determine if systems layout will work for their particular application.
- Air vents, expansion tanks, pressure relief valves, etc. for heat source as per local codes.
- Use isolation ball valves for all circuits and components.
- Local codes, regulations, and authorities have final jurisdiction.

Heat Link[®]
 www.heatlinkgroup.com
 1-866-661-5332

Heat Source: Generic
 Panel(s): CDP220R2/CDP250R2
 Heat Load(s): Generic

Date: 2013-06-18

Schematic #: SCH-CDP-M007

Rough-in wiring see:

Wiring detail see:

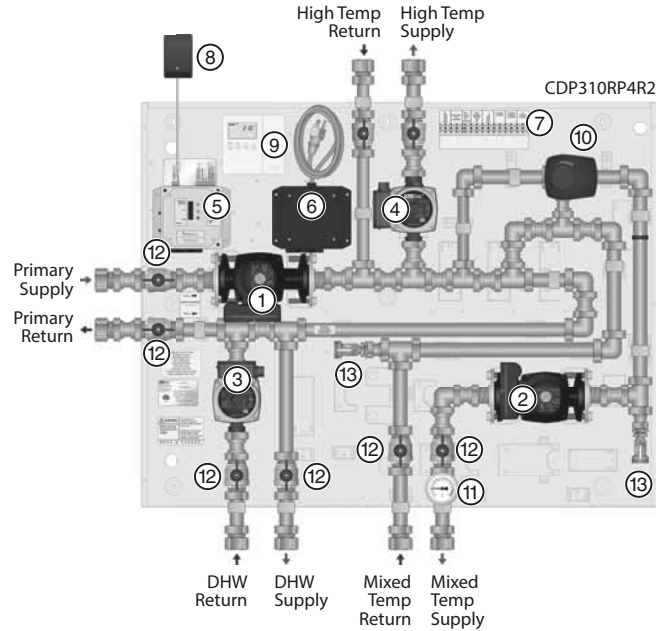
CDP 310 MBH 2-Temperature System Panels with Outdoor Reset Stk# CDP310RP3 & CDP310RP4

The CDP310R Combi Panels operate as high/low temperature distribution centers, with a boiler (or other non-DHW appliance) as a heat source. The CDP310R panels each have two high temperature branches, one for the indirect-fired DHW tank (with priority) and one for the high temperature heating application. The #31355 Compact Mixing Control with the 3-way mixing valve and actuator will automatically regulate the water temperature in the secondary circuit. The panels have three outputs to the boiler.

Note: these panels are not compatible with IBC boilers.

Panel Components

- ① Primary Pump
- ② Mixed Temp Pump
- ③ DHW Pump with Priority
- ④ High Temp Pump (CDP310RP4R2 only)
- ⑤ Power Box
 - Purge Timers on All Circuits
 - Bypass Function
- ⑥ Relay Box with 6' Power Cord
- ⑦ Terminal Strip
- ⑧ 24Vac Plug-in Transformer
- ⑨ Compact Reset Control (#31355)
- ⑩ 3-Way Mixing Valve with Motor
- ⑪ Thermometer
- ⑫ Isolation Valve
- ⑬ Drain and Fill Valve
- Panel Enclosure (not shown)

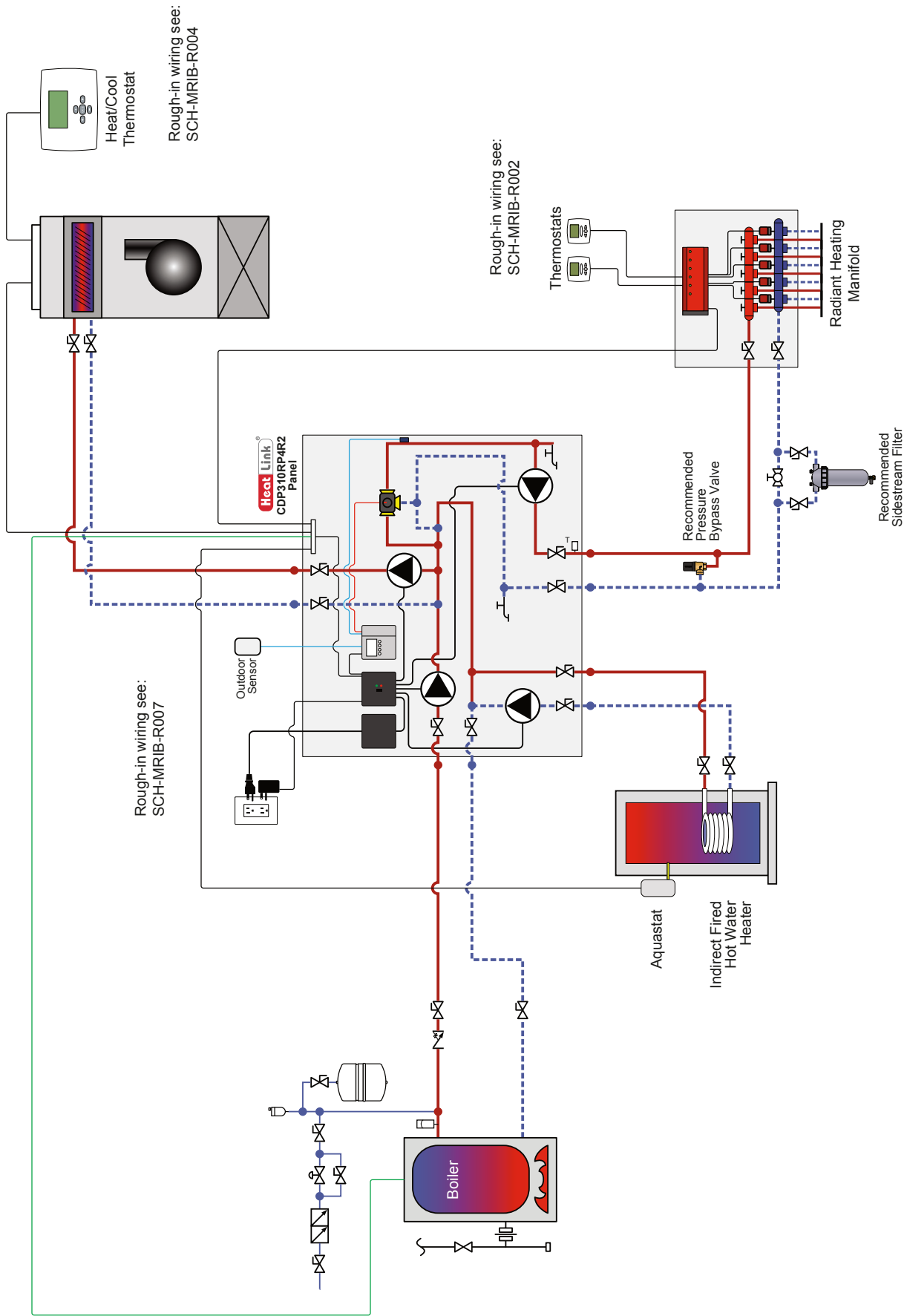


	CDP310RP3R2	CDP310RP4R2
Listing	cETLus	
Conforms to	CAN/CSA-C22 No.14, UL508	
Dimensions	34"H x 37"W x 6.75"D	
Weight	119 lbs	122 lbs
Nominal panel output - see conditions below	310,000 Btu/h*	
Max ambient temperature	120°F	
Max water temperature	200°F	
Settable fluid temp range	110-140°F	
Min required flow for correct temp control	1 US gpm	
Power supply: pre-wired on system controller	110 V(ac); max. current 6A	
Primary pump	Ferrous, Grundfos UPS26-99FC	
Low temp pump	Ferrous, Grundfos UPS26-99FC	
DHW pump	Non-ferrous, Grundfos UPS15-58	
High temp pump	optional	Non-ferrous, Grundfos UPS15-58
Auxiliary terminal	Yes	
Temperature control method	1" G 3-Way mixing valve with motor, controlled by compact reset control.	
Mix Valve Cv	7.3	
Piping	1" 304 SS tubing	
Piping connections	1" FNPT	
Backplate	16 gauge galvanized steel	
Enclosure	Powder coated steel	

Panel Output Conditions	CDP310RP3 & CDP310RP4		
	Primary	Mixed Temp	High Temp
Nominal output (Btu/h)	255,000	160,000	150,000
Fluid type	Water	Water	Water
ΔT (°F)	30°F	20°F	30°F
Flow rate (US gpm)	17 US gpm	16 US gpm	10 US gpm
Pressure drop (ft head)	17 ft	10 ft	8 ft

	Stk#	Description	Pkg Qty	Carton Qty	Unit	List Price / Unit
Special Order*	CDP310RP3R2	CDP 310MBH 2-Temp Combi DHW with 3 Pumps & Outdoor Reset Rev2	1		ea.	
Special Order*	CDP310RP4R2	CDP 310MBH 2-Temp Combi DHW with 4 Pumps & Outdoor Reset Rev2	1		ea.	

* Check with your local representative for availability.



- Notes:**
- Drawings are for Heat Link suggested system layout only! User must determine if systems layout will work for their particular application.
 - Air vents, expansion tanks, pressure relief valves, etc. for heat source as per local codes.
 - Use isolation ball valves for all circuits and components.
 - Local codes, regulations, and authorities have final jurisdiction.

Heat Link[®]
 www.heatlinkgroup.com
 1-866-661-5332

Heat Source: Boiler
 Panel(s): CDP310RP4R2
 Heat Load(s): IFWH, Fan Coil, Radiant Heating
 Date: 2013-06-18

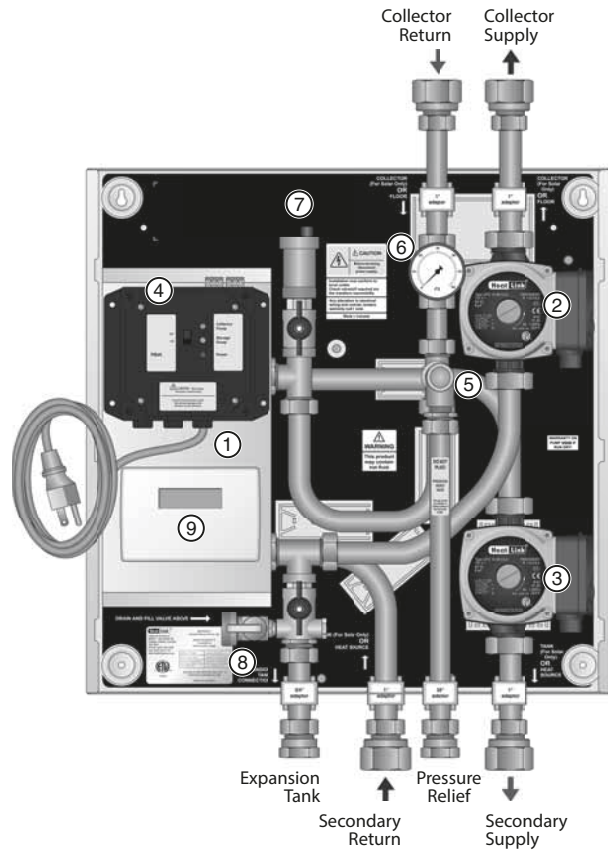
Schematic #: SCH-CDP-M009
 Rough-in wiring see:
 Wiring detail see: SCH-CDP-E009

SOL 80 MBH Solar Heat Exchanger Panel Stk# SOL080

The SOL080 Heat Exchanger Panel creates an interface between the solar collectors and the system tanks. The Panel integrates all of the control components of a solar system into an attractive compact appliance. Features include a heat exchanger to isolate the glycol in the solar collector circuit from the domestic water, and separate pumps for each circuit. The secondary pump is activated once every 24 hours, for 15 minutes, to ensure that potable water in the piping or heat exchanger is not stagnant.

Panel Components

- ① Brazed Plate Heat Exchanger (hidden)
- ② Collector Pump
- ③ Secondary Pump
- ④ Power Box with 6' Power Cord
 - Timer for Secondary (Tank) Loop
 - Bypass Function
 - Auxiliary Dry Contacts for Heat Source
- ⑤ Pressure Relief Valve
- ⑥ Pressure Gauge
- ⑦ Automatic Air Vent
- ⑧ Drain and Fill Valve
- ⑨ Solar Control
- Panel Enclosure (not shown)



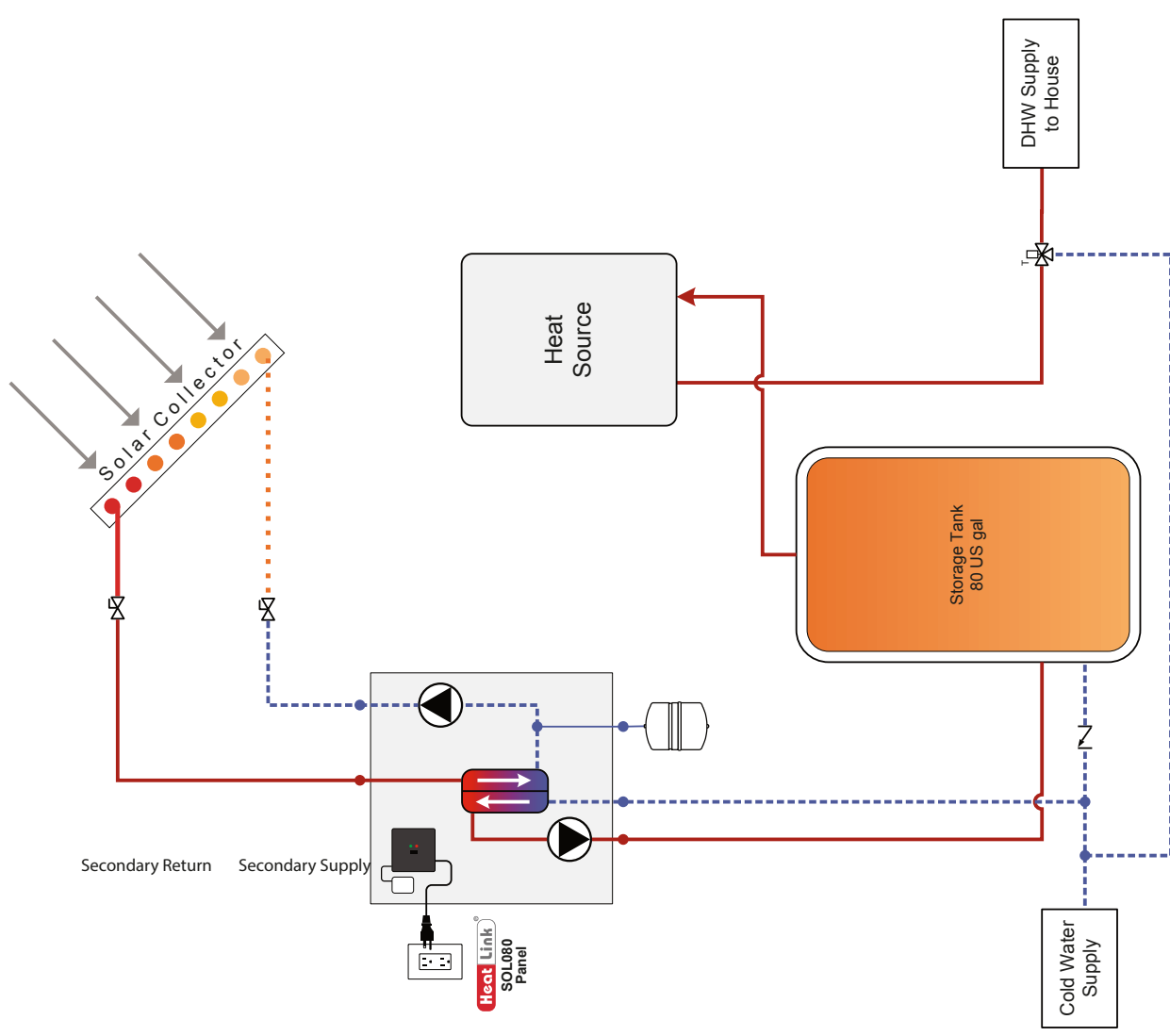
	SOL080
Listing	cETLus
Conforms to	CANCSA-C22 No.14, UL508
Dimensions	18"H x 21"W x 10-1/2"D
Weight	32.5 lbs.
Nominal panel output	80,000 Btu/hr *see conditions to the right
Max ambient temperature	120°F
Max water temperature	200°F
Settable fluid temp range	n/a
Power supply pre wired on system controller	110 V(ac); max. current 2A
Primary pump	Non-ferrous, Grundfos UPS15-58
Secondary pump	Non-ferrous, Grundfos UPS15-58
Heat exchanger	Single-wall Brazed Plate; 3x8-20
Auxiliary terminal	1 dry contact, max 1.5A
Temperature control method	None
Piping	3/4" 304 SS tubing
Piping connections	1" FNPT
Backplate	16 gauge galvanized steel
Enclosure	Powder coated steel

Panel Output Conditions	Collector Side	Secondary Side
Fluid type	50% Glycol	Water
Entering fluid temp (°F)	160°F	115°F
Exiting fluid temp (°F)	120°F	150°F
Flow rate (US gpm)	5 US gpm	4.5 US gpm
Pressure drop (ft head)	4.6 ft	3.0 ft
Allowable pressure drop outside of Panel (ft head)	8 ft	10 ft

Stk#	Description	Pkg Qty	Carton Qty	Unit	List Price / Unit
SOL080	SOL 80MBH Solar Heat Exchanger Panel	1		ea.	

Special Order*

* Lead time may vary. Call to confirm time line.



Notes:

- Drawings are for HeatLink suggested system layout only! User must determine if system layout will work for their particular application.
- Air vents, expansion tanks, pressure relief valves, etc. for heat source as per local codes.
- Use isolation ball valves for all circuits and components.
- Local codes, regulations, and authorities have final jurisdiction.

Heat Link
 www.heatlinkgroup.com
 1-866-661-5332

Heat Source: Solar Collector, Generic
 Panel(s): SOL080
 Heat Load(s): DHW
 Date: 2013-03-22

Schematic #: SCH-SOL-M001
 Rough-in wiring see: SCH-SOL-R001
 Wiring detail see: SCH-SOL-E001

SSM - Stainless Steel Manifold Panels

SSM000x Series

The Stainless Steel Manifold Panel includes:

- Recessed or surface mount enclosure. Visible parts are made of satin coated steel that is ready to paint without priming. Recessed enclosure depth allows for mounting in a 2x4 wall.
- One key lock and one or two coin locks.
- 4, 6, 8, 10, or 12 loop 76100 series SS Manifold with Flow Meters or 76200 series High Flow SS Manifold. One loop is closed and plugged.
- Isolation valves.
- Thermometer.

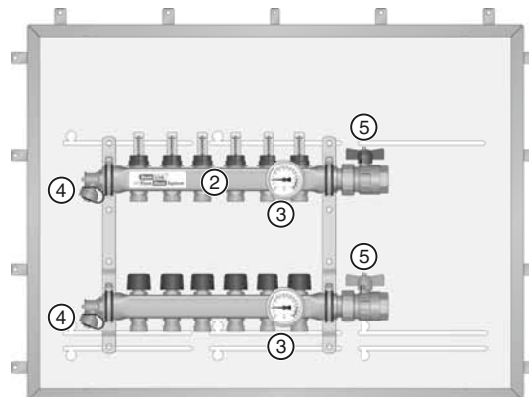
Optional factory installed add-ons:

- #76937 Pressure Activated Bypass (SSAPB)
- #40226 StatLink[®] 6 Zone Base Module with #44325 Installation Track and 24Vac transformer (SSASL).
- #40234 StatLink[®] 4 Zone Expansion Module (SSASLEM, requires SSASL).
- #40424 StatLink[®] 2 Zone Heavy Duty Expansion Module (SSASLEMHD, requires SSASL).
- #56201 Actuator with LED installed on Manifold and wired to StatLink[®] module (SSAACT, requires SSASL).

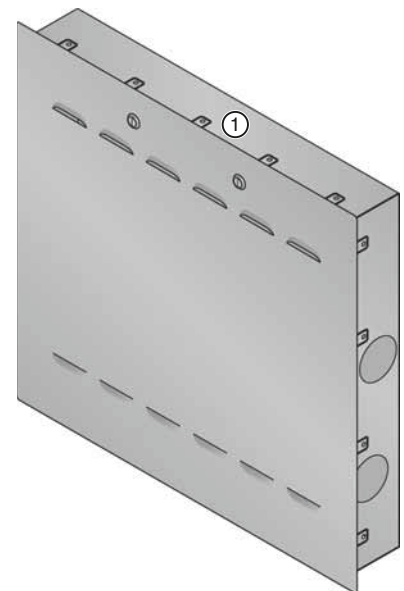
Please contact your local representative for a project quotation.

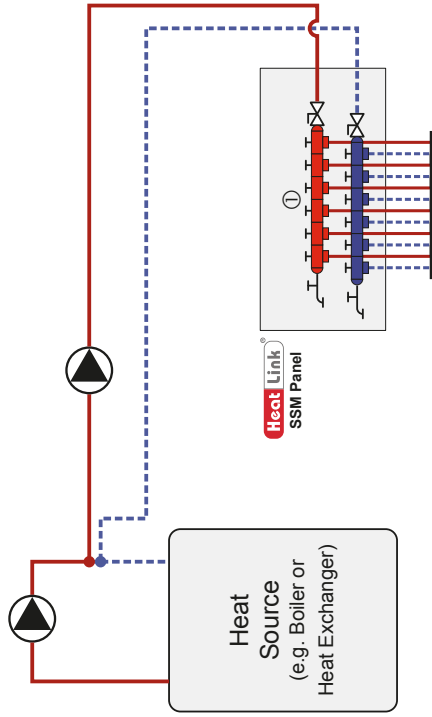
Panel Components

- ① Housing
- ② Stainless Steel Manifold
- ③ Thermometer
- ④ Hose Bib
- ⑤ Isolation Ball Valve



SSM106R





SSM Panel Control:

- ① **Zone Control for Stainless Steel Manifold**
 - A. Manual (Default)
 - B. Automatic (Optional)
 - i) HeatLink StatLink 6 Zone Base Module #40226 (SSASL) and HeatLink Actuators #56201 (SSAACT)



Notes:

- Drawings are for HeatLink suggested system layout only! User must determine if system layout will work for their particular application.
- Air vents, expansion tanks, pressure relief valves, etc. for heat source as per local codes.
- Use isolation ball valves for all circuits and components.
- Local codes, regulations, and authorities have final jurisdiction.

Heat Source: Generic
 Panel(s): SSM Series
 Heat Load(s): Radiant Heating
 Date: 2014-05-21

Schematic #:
 Rough-in wiring see:
 Wiring detail see:

SSP - Stainless Steel Manifold Pump Panels SSPxx000x Series

The Stainless Steel Manifold Pump Panel includes:

- Recessed or surface mount enclosure. Visible parts are made of satin coated steel that is ready to paint without priming. Recessed enclosure depth allows for mounting in a 2x6 wall.
- One key lock and one or two coin locks.
- 4, 6, 8, 10, or 12 loop 76100 series SS Manifold with Flow Meters or 76200 series High Flow SS Manifold. One loop is closed and plugged.
- Pre-wired UPS 15-58 or UPS 26-99 pump.
- Top or bottom mains feed available.
- Isolation valves.
- Thermometer.

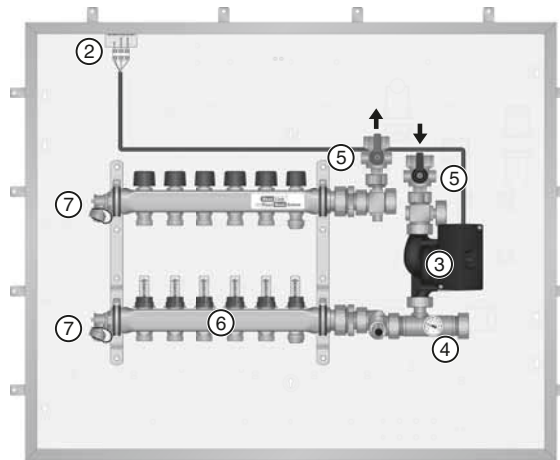
Optional factory installed add-ons:

- #76937 Pressure Activated Bypass (SSAPB)
- #40226 StatLink[®] 6 Zone Base Module with #44325 Installation Track and 24Vac transformer (SSASL).
- #40234 StatLink[®] 4 Zone Expansion Module (SSASLEM, requires SSASL).
- #40424 StatLink[®] 2 Zone Heavy Duty Expansion Module (SSASLEMHD, requires SSASL).
- #56201 Actuator with LED installed on Manifold and wired to StatLink[®] module (SSAACT, requires SSASL).

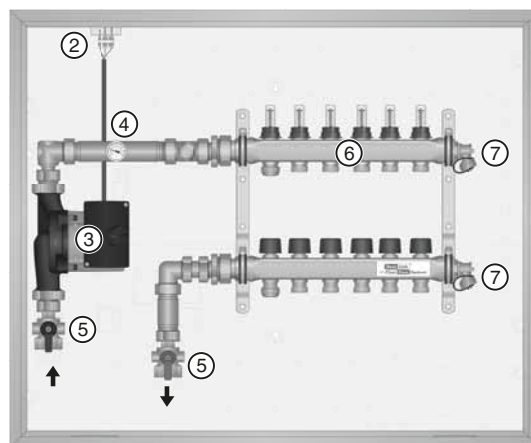
Please contact your local representative for a project quotation.

Panel Components

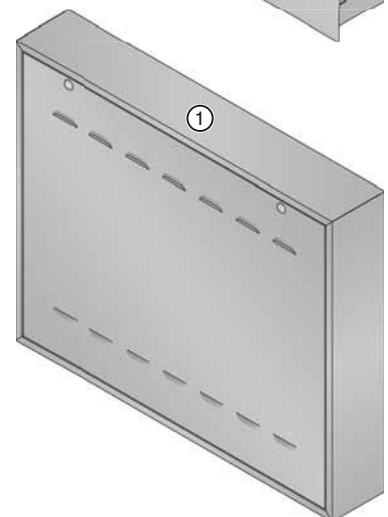
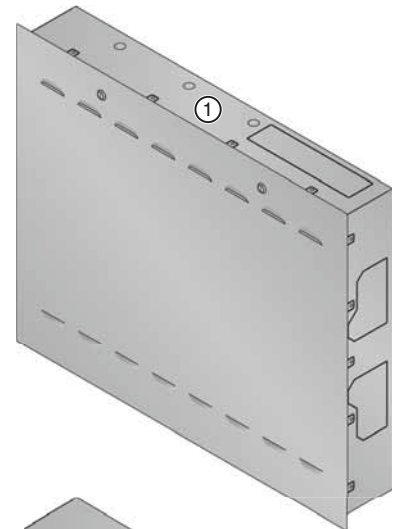
- ① Housing
- ② 110V(ac) Power for Pump
- ③ Pump
- ④ Thermometer
- ⑤ Isolation Valves
- ⑥ Stainless Steel Manifold
- ⑦ Hosebib



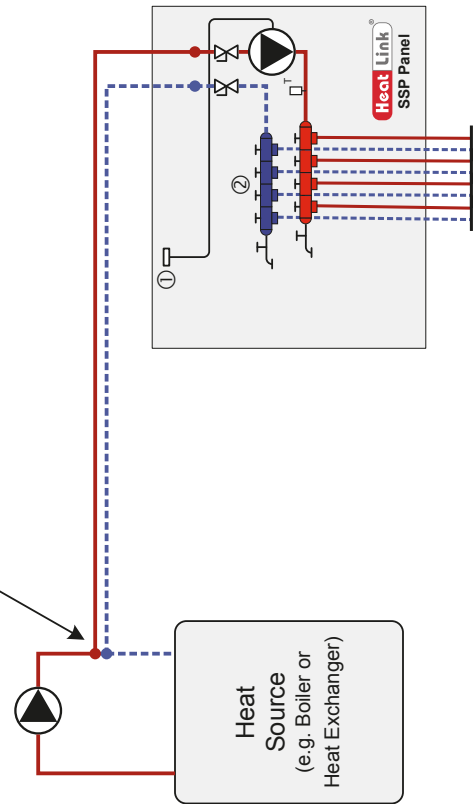
SSPSR106T



SSPLS106B



For all SSP panels, primary piping with circulator must have no pressure differential between *panel*/ primary supply and return, i.e. close tees.



SSP Panel Control:

- ① **Pump Control**
 - A. Hardwired 120Vac Power (Default)
 - B. Hardwired switch supplied by others (Optional)
 - C. Hardwired relay supplied by others (Optional)
 - D. BMS System supplied by others (Optional)
- ② **Zone Control for Stainless Steel Manifold**
 - A. Manual (Default)
 - B. Automatic (Optional)
 - i) HeatLink StatLink 6 Zone Base Module #40226 (SSASL) and HeatLink Actuators #56201 (SSAACT)



Notes:

- Drawings are for HeatLink suggested system layout only! User must determine if system layout will work for their particular application.
- Air vents, expansion tanks, pressure relief valves, etc. for heat source as per local codes.
- Use isolation ball valves for all circuits and components.
- Local codes, regulations, and authorities have final jurisdiction.

Heat Source: Generic
 Panel(s): SSP Series
 Heat Load(s): Radiant Heating
 Date: 2014-05-21

Schematic #: SCH-SSP-M010
 Rough-in wiring see:
 Wiring detail see:

SSTS - Stainless Steel Manifold Mixing Panels with Small Pump SSTSx000x Series

The Stainless Steel Manifold Mixing Panel includes:

- Recessed or surface mount enclosure. Visible parts are made of satin coated steel that is ready to paint without priming. Recessed enclosure depth allows for mounting in a 2x6 wall.
- One key lock and one or two coin locks.
- 4, 6, 8, 10, or 12 loop 76100 series SS Manifold with Flow Meters or 76200 series High Flow SS Manifold. One loop is closed and plugged.
- 3-way mixing valve.
- Pre-wired UPS 15-58 pump.
- Top or bottom mains feed available.
- Isolation valves.
- Thermometer.

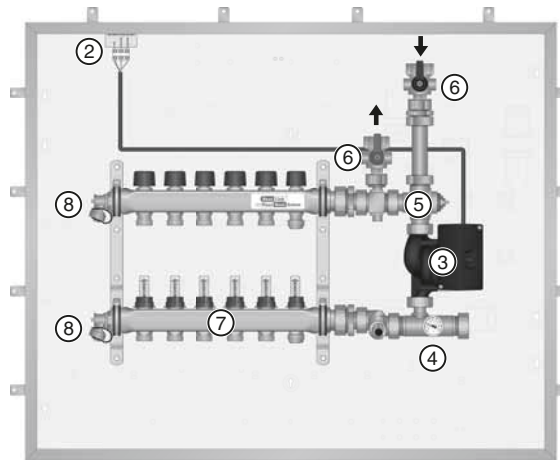
Optional factory installed add-ons:

- #76937 Pressure Activated Bypass (SSAPB)
- Thermostatic head with remote capillary (SSATH).
- #56121 DDC Actuator (SSADDC).
- #31355 Compact Mixing Reset Control (SSAMRC, requires SSADDC).
- #40226 StatLink® 6 Zone Base Module with #44325 Installation Track and 24Vac transformer (SSASL).
- #40234 StatLink® 4 Zone Expansion Module (SSASLEM, requires SSASL).
- #40424 StatLink® 2 Zone Heavy Duty Expansion Module (SSASLEMHD, requires SSASL).
- #56201 Actuator with LED installed on Manifold and wired to StatLink® module (SSAACT, requires SSASL).

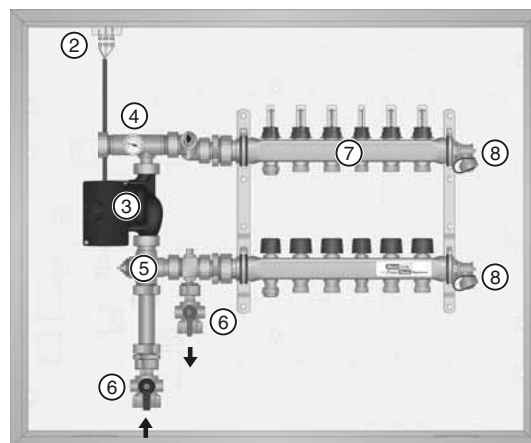
Please contact your local representative for a project quotation.

Panel Components

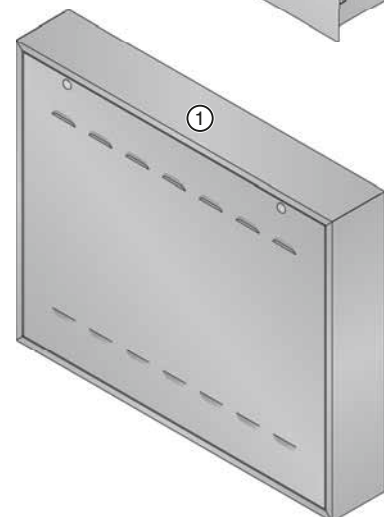
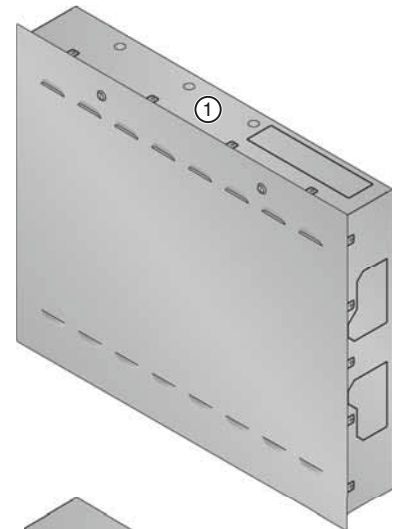
- ① Housing
- ② 110V(ac) Power for Pump
- ③ Pump
- ④ Thermometer
- ⑤ 3-Way Mixing Valve
- ⑥ Isolation Valves
- ⑦ Stainless Steel Manifold
- ⑧ Hosebib



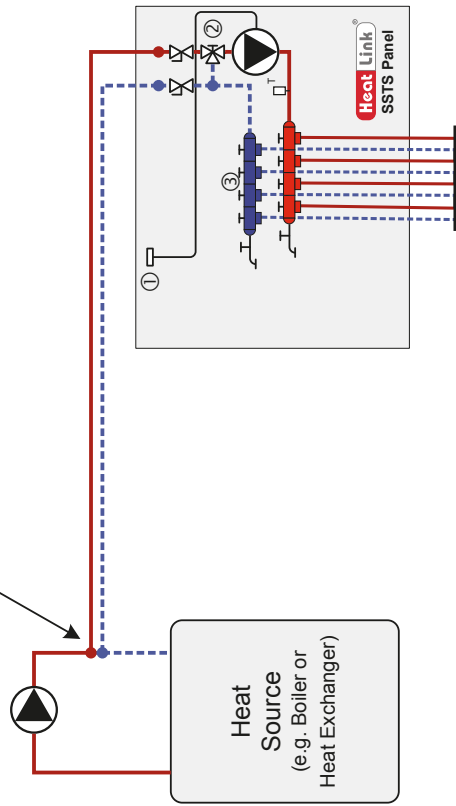
SSTS106T



SSTS106B



For all SST panels, primary piping with circulator must have no pressure differential between *pane*/ primary supply and return, i.e. close tees.



SSTS Panel Control:

- ① **Pump Control**
 - A. Hardwired 120Vac Power (Default)
 - B. Hardwired switch supplied by others (Optional)
 - C. Hardwired relay supplied by others (Optional)
 - D. BMS System supplied by others (Optional)
- ② **Mixing Valve Control**
 - A. Single Panel - Manual (Default)
 - B. Single Panel - Semi-automatic (Optional)
 - i) Thermostatic Head c/w Capillary (SSATH)
 - C. Single Panel – Automatic (Optional)
 - i) HeatLink Compact Mixing Control #31355 (SSAMRC) c/w HeatLink DDC Actuator #56121 (SSADDC)
 - D. Multiple Panel – Automatic (Optional)
 - i) BMS System c/w supply or return sensor supplied by others
 - ii) BMS System with supply sensor supplied by others and HeatLink DDC Actuator #56121 (SSADDC)
- ③ **Zone Control for Stainless Steel Manifold**
 - A. Manual (Default)
 - B. Automatic (Optional)
 - i) HeatLink StatLink 6 Zone Base Module #40226 (SSASL) and HeatLink Actuators #56201 (SSAACT)

Heat Link
www.heatlink.com
1-866-661-5332

Notes:

- Drawings are for HeatLink suggested system layout only! User must determine if system layout will work for their particular application.
- Air vents, expansion tanks, pressure relief valves, etc. for heat source as per local codes.
- Use isolation ball valves for all circuits and components.
- Local codes, regulations, and authorities have final jurisdiction.

Heat Source: Generic
Panel(s): SSTS Series
Heat Load(s): Radiant Heating
Date: 2014-05-21

Schematic #: SCH-SST-M010
Rough-in wiring see: SCH-MRIB-R001
Wiring detail see: SCH-SST-E010

SSTL - Stainless Steel Manifold Mixing Panels with Large Pump SSTLx000x Series

The Stainless Steel Manifold Mixing Panel includes:

- Recessed or surface mount enclosure. Visible parts are made of satin coated steel that is ready to paint without priming. Recessed enclosure depth allows for mounting in a 2x6 wall.
- One key lock and one or two coin locks.
- 4, 6, 8, 10, or 12 loop 76100 series SS Manifold with Flow Meters or 76200 series High Flow SS Manifold. One loop is closed and plugged.
- 3-way rotary diverting valve.
- Pre-wired UPS 26-99 pump.
- Top or bottom mains feed available.
- Isolation valves.
- Thermometer.

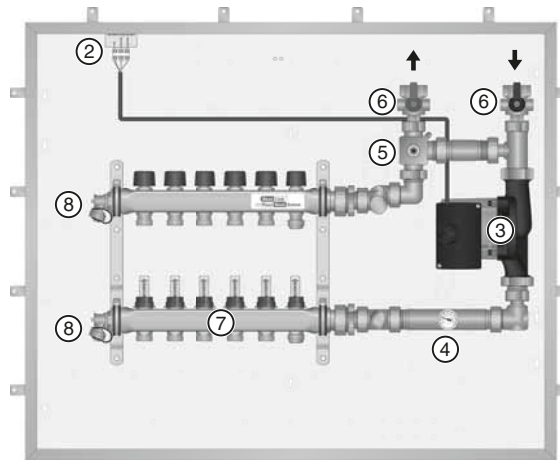
Optional factory installed add-ons:

- #76937 Pressure Activated Bypass (SSAPB)
- #58131 Mixing Valve Motor 3-Point Floating (SSAMXM).
- #58132 Mixing Valve Motor DDC (SSAMXMDDC).
- #31355 Compact Mixing Reset Control (SSAMRC, requires SSAMXM).
- #40226 StatLink[®] 6 Zone Base Module with #44325 Installation Track and 24Vac transformer (SSASL).
- #40234 StatLink[®] 4 Zone Expansion Module (SSASLEM, requires SSASL).
- #40424 StatLink[®] 2 Zone Heavy Duty Expansion Module (SSASLEMHD, requires SSASL).
- #56201 Actuator with LED installed on Manifold and wired to StatLink[®] module (SSAACT, requires SSASL).

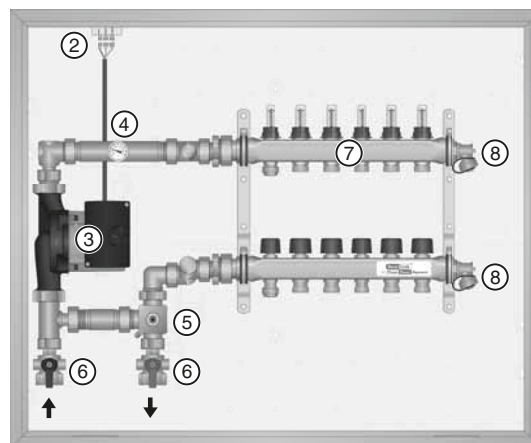
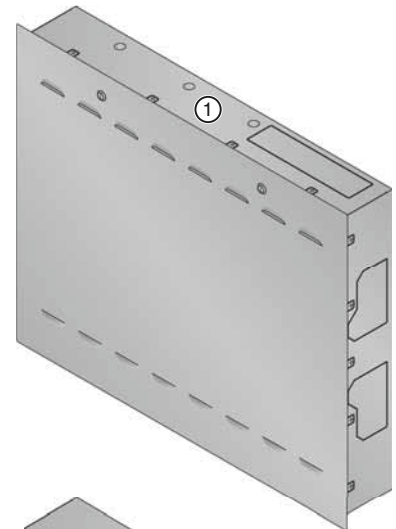
Please contact your local representative for a project quotation.

Panel Components

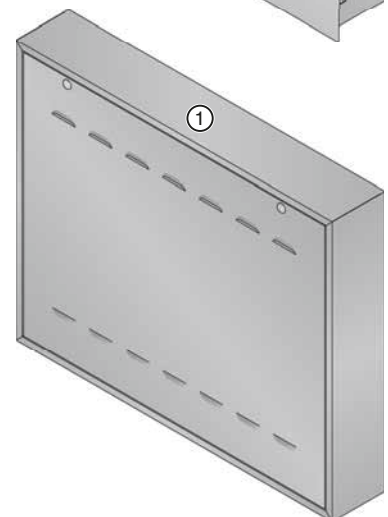
- ① Housing
- ② 110V(ac) Power for Pump
- ③ Pump
- ④ Thermometer
- ⑤ 3-Way Diverting Valve
- ⑥ Isolation Valves
- ⑦ Stainless Steel Manifold
- ⑧ Hosebib



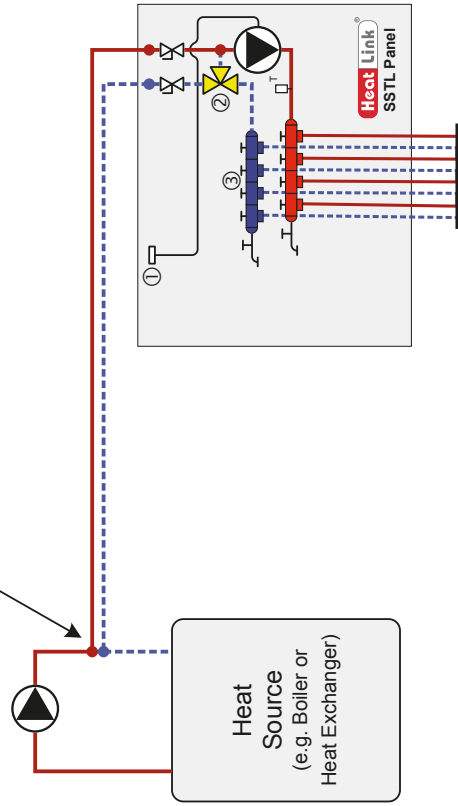
SSTLR106T



SSTLS106B



For all SST panels, primary piping with circulator must have no pressure differential between *panel*/ primary supply and return, i.e. close tees.



SSTL Panel Control:

- ① **Pump Control**
 - A. Hardwired 120Vac Power (Default)
 - B. Hardwired switch supplied by others (Optional)
 - C. Hardwired relay supplied by others (Optional)
 - D. BMS System supplied by others (Optional)
- ② **Mixing Valve Control**
 - A. Single Panel - Manual (Default)
 - B. Single Panel – Automatic (Optional)
 - i) HeatLink Compact Mixing Control #31355 (SSAMRC) c/w 3-Point Floating Mixing Valve Motor #58131 (SSAMXM)
 - C. Multiple Panel – Automatic (Optional)
 - i) BMS System c/w supply or return sensor supplied by others
 - ii) BMS System with supply sensor supplied by others and DDC Mixing Valve Motor #58132 (SSAMXMDDC)
- ③ **Zone Control for Stainless Steel Manifold**
 - A. Manual (Default)
 - B. Automatic (Optional)
 - i) HeatLink StatLink 6 Zone Base Module #40226 (SSASL) and HeatLink Actuators #56201 (SSAACT)

Notes:

- Drawings are for HeatLink suggested system layout only! User must determine if system layout will work for their particular application.
- Air vents, expansion tanks, pressure relief valves, etc. for heat source as per local codes.
- Use isolation ball valves for all circuits and components.
- Local codes, regulations, and authorities have final jurisdiction.



www.heatlink.com
1-866-661-5332

Heat Source: Generic
Panel(s): SSTL Series
Heat Load(s): Radiant Heating

Date: 2014-05-21

Schematic #: SCH-SST-M011

Rough-in wiring see: SCH-MRIB-R001

Wiring detail see: SCH-SST-E010

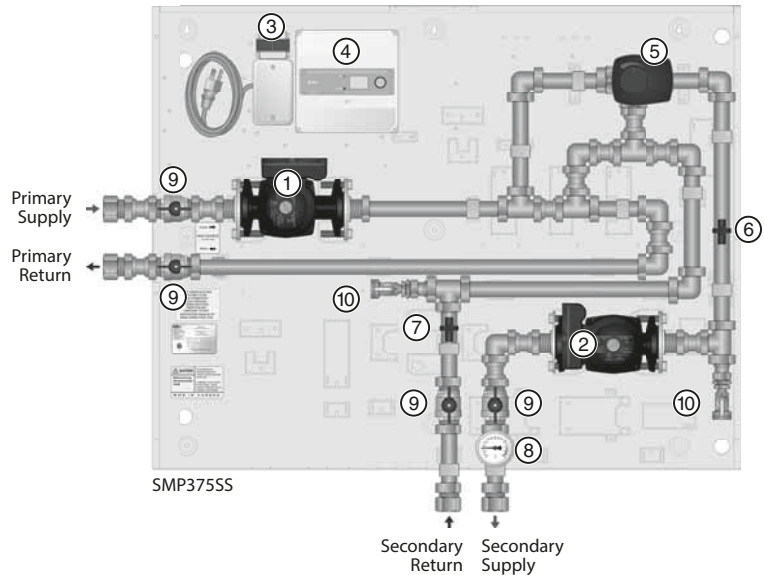
Stainless Steel Snow Melt Panels SMP000SS Series

The Snow Melt Panels are central operations centers for fully automatic snow melt systems with a dedicated heat source (e.g. a boiler or other non-DHW appliance). Includes the primary and secondary pumps, snow melt control, mixing valve, mixing valve motor, plug-in transformer, thermometer, and isolation valves.

Snow/Ice Sensor (DRVWSNS-SS) sold separately. See page 116 for Snow Melt Panel Options & Accessories.

Panel Components

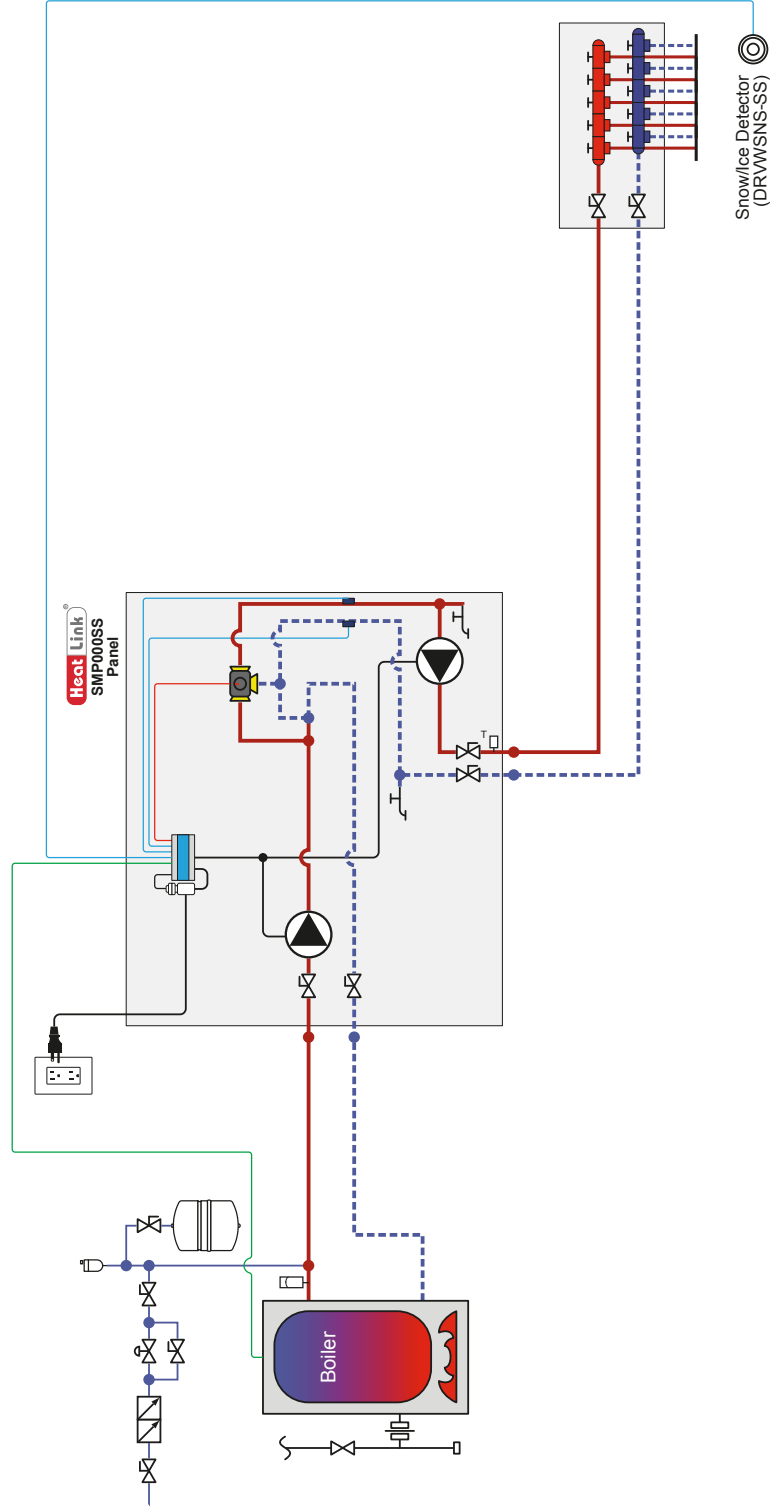
- ① Primary Pump
- ② Secondary Pump
- ③ 24Vac Transformer
- ④ Snow Melt Control
- ⑤ 3-Way Mixing Valve with Motor
- ⑥ Supply Sensor
- ⑦ Return Sensor
- ⑧ Thermometer
- ⑨ Isolation Valve
- ⑩ Drain and Fill Valve
- Panel Enclosure (not shown)



	SMP375SS	SMP375SSH
Listing	cETLus	
Conforms to	CAN/CSA-C22 No.14, UL508	
Dimensions	30.188"H x 38.343"W x 8.027"D	
Weight	75 lb	80 lb
Nominal panel output*	300,000 BTU	375,000 BTU
Nominal flow*	20 US gpm @ 40°F ΔT	25 US gpm @ 40°F ΔT
Nominal pressure drop outside of panel*	10 ft	18 ft
Max ambient temperature	120°F	
Max water temperature	200°F	
Temperature control range	50°F to 180°F	
Max allowable operating pressure on secondary side	100 psi	
Power supply: pre-wired on system controller	Module with 120v plug & 6' cord. Requires dedicated receptacle, 15 Amp, 120V, 60Hz, single phase.	
Primary pump	Grundfos UPS 26-99FC	
Secondary pump	Grundfos UPS 26-99FC	Grundfos UPS 26-150FC
Temperature control method	1-1/4" G 3-way diverting valve and motor, controlled by snow melt control.	
Mix Valve Cv	11.6	
Auxiliary terminal	1 dry contact, max 16A	
Piping	1" 304 SS tubing	
Piping connections	1" FNPT	
Backplate and sides	16 gauge galvanized steel	
Cover	Powder coated steel	

	Stk#	Description	Pkg Qty	Carton Qty	Unit	List Price / Unit
Special Order*	SMP375SS	SMP 300MBH SS Snow Melt Panel (No HEX; DRVWSNS-SS sold sep)	1		ea.	
Special Order*	SMP375SSH	SMP 375MBH SS Snow Melt Panel with HH Pump (No HEX; DRVWSNS-SS sold sep)	1		ea.	

* Lead time may vary. Call to confirm time line.



- Notes:**
- Drawings are for Heatlink suggested system layout only! User must determine if system layout will work for their particular application.
 - Air vents, expansion tanks, pressure relief valves, etc. for heat source as per local codes.
 - Use isolation ball valves for all circuits and components.
 - Local codes, regulations, and authorities have final jurisdiction.

Heat Link
 www.heatlink.com
 1-866-661-5332

Heat Source: Boiler
 Panel(s): SMP000SS Series
 Heat Load(s): Snow Melt

Date: 2013-05-24

Schematic #: SCH-SMP-M002

Rough-in wiring see: SCH-SMP-R002

Wiring detail see: SCH-SMP-E002

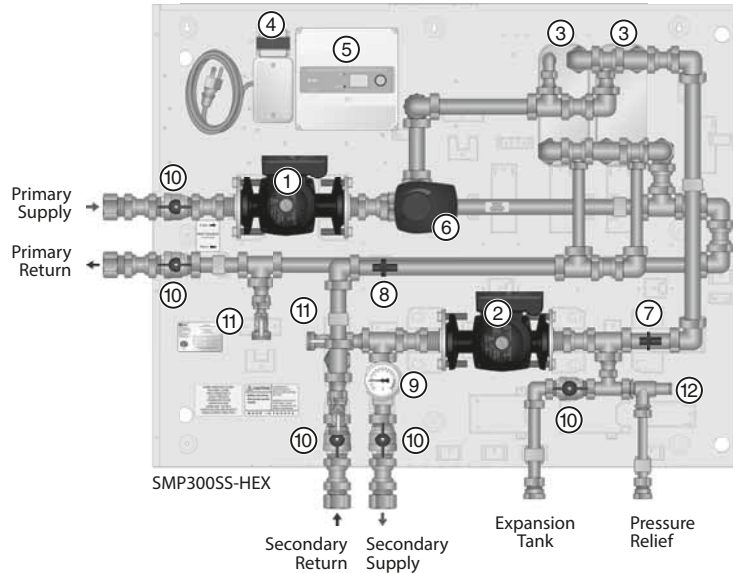
Stainless Steel Snow Melt Panels with Heat Exchangers SMP000SS-HEX Series

The Snow Melt Panels are central operations centers for fully automatic snow melt systems requiring isolation. Includes the primary and secondary pumps, heat exchangers, snow melt control, mixing valve, mixing valve motor, plug-in transformer, thermometer, and isolation valves.

Snow/Ice Sensor (DRVWSNS-SS) sold separately. See page 116 for Snow Melt Panel Options & Accessories.

Panel Components

- ① Primary Pump
- ② Secondary Pump
- ③ Heat Exchanger
- ④ 24Vac Transformer
- ⑤ Snow Melt Control
- ⑥ 3-Way Mixing Valve with Motor
- ⑦ Supply Sensor
- ⑧ Return Sensor
- ⑨ Thermometer
- ⑩ Isolation Valve
- ⑪ Drain and Fill Valve
- ⑫ Pressure Relief Valve
- Panel Enclosure (not shown)

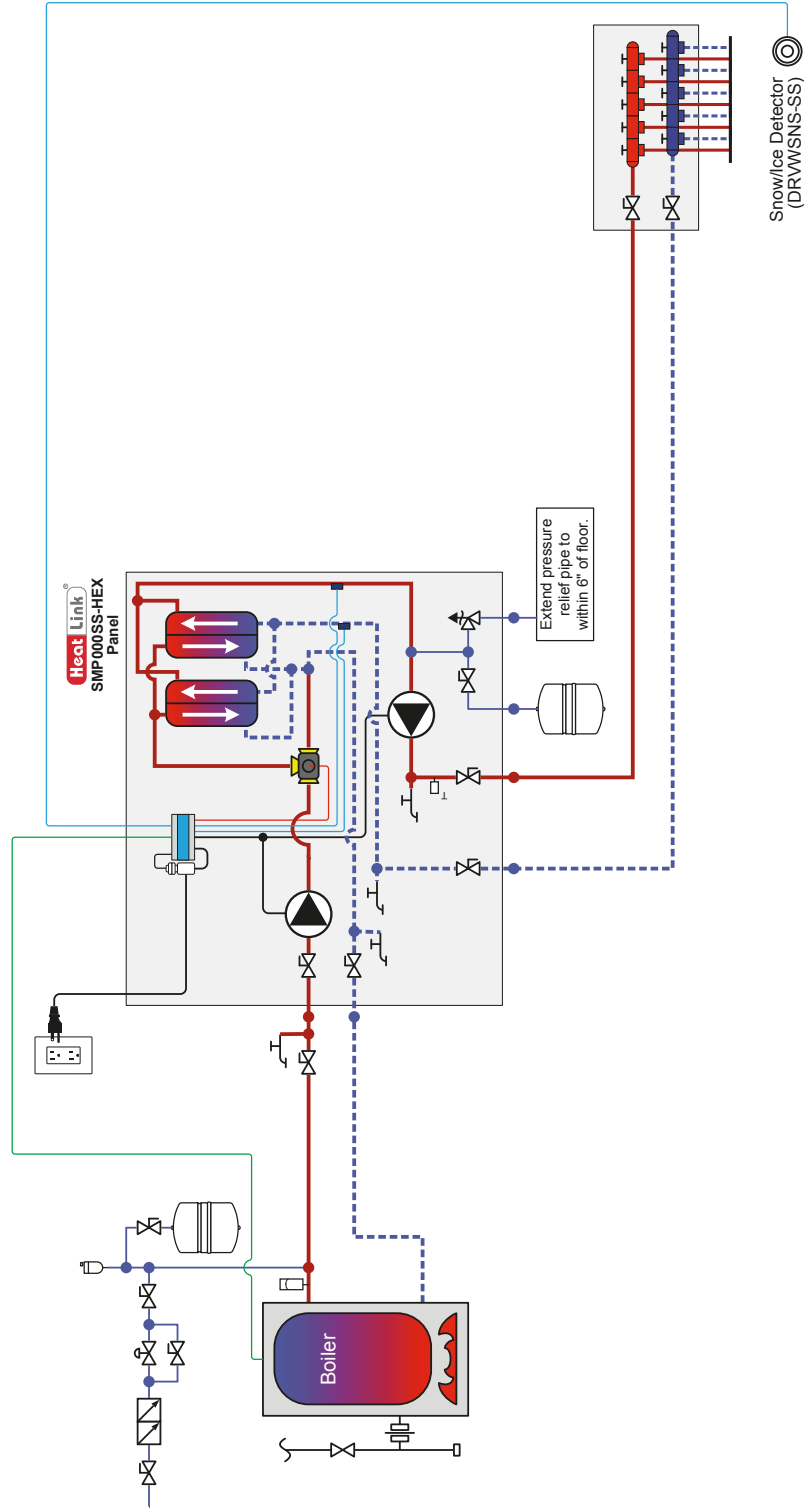


	SMP175SS-HEX	SMP300SS-HEX	SMP300-HEX-H
Listing	cETLus		
Conforms to	CAN/CSA-C22 No.14, UL508		
Dimensions	30.188"H x 38.343"W x 8.027"D		
Weight	93.5 lb	TBD	TBD
Nominal panel output (see conditions below)	175,000 BTU	300,000 BTU	365,000 BTU
Max ambient temperature	120°F		
Max water temperature	200°F		
Temperature control range	50°F to 180°F		
Max allowable operating pressure on secondary side	100 psi		
Power supply: pre-wired on system controller	Module with 120v plug & 6' cord. Requires dedicated receptacle, 15 Amp, 120V, 60Hz, single phase.		
Primary pump	Grundfos UPS 26-99FC		
Secondary pump	Grundfos UPS 26-99FC	Grundfos UPS 26-150FC	
Temperature control method	1-1/4" G 3-way diverting valve and motor, controlled by snow melt control.		
Mix Valve Cv	11.6		
Heat Exchanger	2x Single-wall brazed plate; 3x8-20	2x Single-wall brazed plate; 3x8-30	3x Single-wall brazed plate; 3x8-30
Auxiliary terminal	1 dry contact, max 16A		
Piping	1" 304 SS tubing		
Piping connections	1" FNPT		
Backplate and sides	16 gauge galvanized steel		
Cover	Powder coated steel		

Panel Output Conditions	SMP175SS-HEX		SMP300SS-HEX		SMP300SS-HEX-H	
	Primary	Secondary	Primary	Secondary	Primary	Secondary
Fluid type	Water	50% glycol	Water	50% glycol	Water	50% glycol
Entering fluid temp (°F)	185.0	110.0	185.0	110.0	182.0	110.0
Exiting fluid temp (°F)	155.0	141.2	155.0	143.7	152.0	142.8
Flow rate (US gpm)	12.0	12.6	20.6	20.0	24.9	24.9
Headloss	4.1	-	7.0	-	4.1	-
Allowable pressure drop outside of panel (ft head)	-	18	-	10	-	20

Stk#	Description	Pkg Qty	Carton Qty	Unit	List Price / Unit
Special Order* SMP175SS-HEX	SMP 175MBH SS Snow Melt Panel 2x20 HEX (DRVWSNS-SS sold sep)	1		ea.	
Special Order* SMP300SS-HEX	SMP 300MBH SS Snow Melt Panel 2x30 HEX (DRVWSNS-SS sold sep)	1		ea.	
Special Order* SMP300SS-HEX-H	SMP 365MBH SS Snow Melt Panel 3x30 HEX & HH Pump (DRVWSNS-SS sold sep)	1		ea.	

* Lead time may vary. Call to confirm time line.



- Notes:**
- Drawings are for HeatLink suggested system layout only! User must determine if system layout will work for their particular application.
 - Air vents, expansion tanks, pressure relief valves, etc. for heat source as per local codes.
 - Use isolation ball valves for all circuits and components.
 - Local codes, regulations, and authorities have final jurisdiction.

Heat Link
 www.heatlink.com
 1-866-661-5332

Heat Source: Boiler
 Panel(s): SMP00SS-HEX Series
 Heat Load(s): Snow Melt

Date: 2014-05-08

Schematic #: SCH-SMP-M004

Rough-in wiring see: SCH-SMP-R002

Wiring detail see: SCH-SMP-E002


SMP 400 MBH Snow Melt Panel without Heat Exchangers Stk# SMP400D

The SMP400D Snow Melt Panel is a central operations center for a fully automatic snow melt system with a dedicated heat source (e.g. a boiler or other non-DHW appliance). Includes the secondary pump, snow melt control, mixing valve, mixing valve motor, transformer, thermometer, pressure gauges, air eliminator, balancing valves, and isolation valves.

Snow/Ice Sensor (DRVWSNS-SS) sold separately. See page 116 for Snow Melt Panel Options & Accessories.

Panel Components

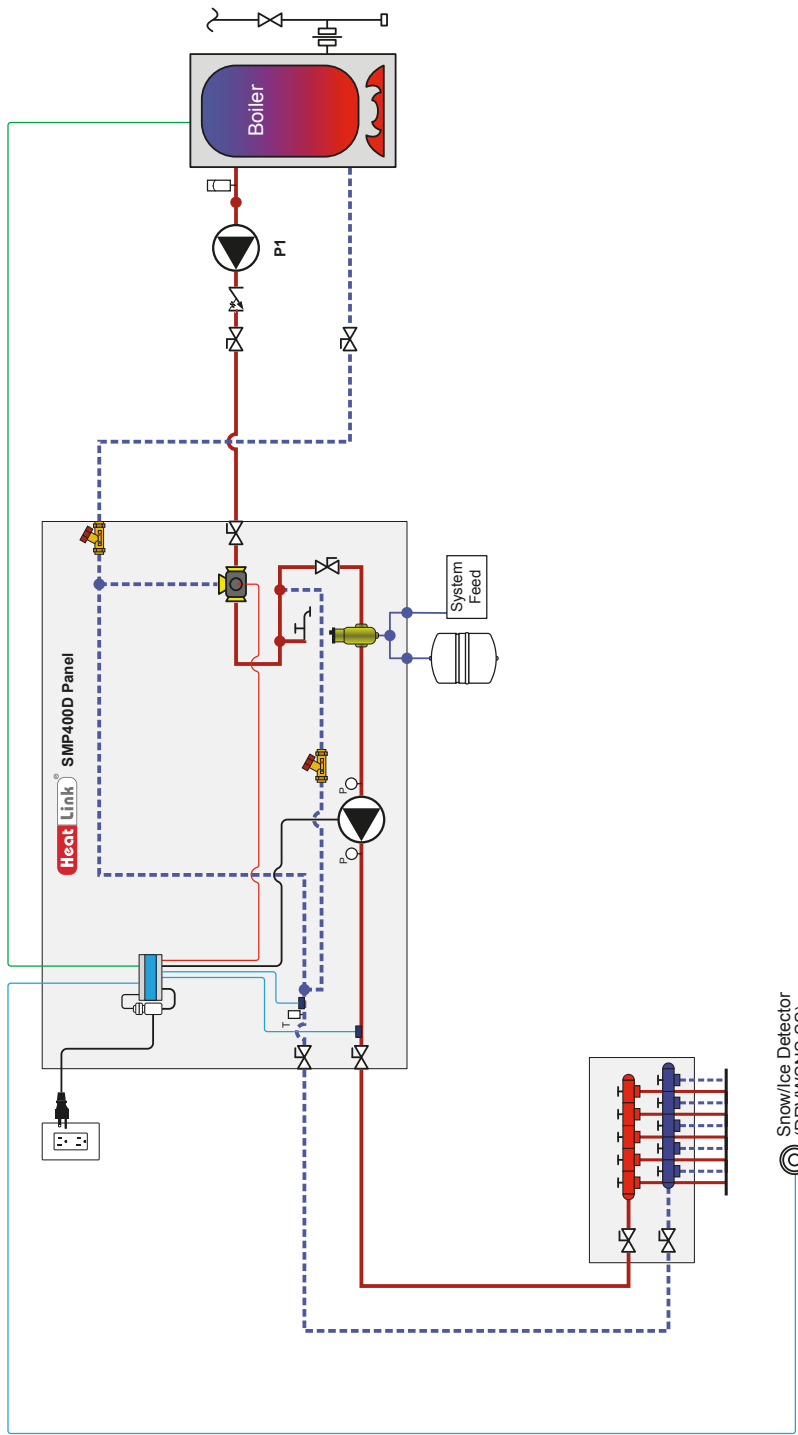
- ① Secondary Pump
- ② Air Eliminator
- ③ 24Vac Transformer
- ④ Snow Melt Control
- ⑤ 3-Way Diverting Valve with Motor
- ⑥ Supply Sensor (not shown)
- ⑦ Return Sensor (not shown)
- ⑧ Thermometer (not shown)
- ⑨ Pressure Gauge
- ⑩ Balancing Valve
- ⑪ Isolation Valve
- Panel Enclosure and Cover (not shown)



Mechanical Room in a Box

SMP400D	
Listing	cETLus
Conforms to	CAN/CSA-C22 No.14, UL508
Dimensions	36"H x 48"W x 16"D
Weight	480 lbs.
Nominal panel output	400,000 btu/hr
Nominal flow	32 US gpm @ 25°F ΔT
Nominal pressure drop outside of panel	25 ft
Max ambient temperature	120°F
Max water temperature	200°F
Settable fluid temp range	50°F to 180°F
Max allowable operating pressure on secondary side	100 psi
Power supply: pre-wired on system controller	Module with 120v plug & 6' cord. Requires dedicated receptacle, 15 Amp, 120V, 60Hz, single phase.
Pump	Grundfos UP43-110
Temperature control method	1-1/4" FNPT 3-way diverting valve and motor, controlled by snow melt control.
Mix Valve Cv	18.6
Auxiliary terminal	1 dry contact, max 16A
Piping	1-1/2" Copper
Piping connections	1-1/2" FNPT
Expansion tank fitting	1/2" FNPT
Cold water fill	3/4" hose bib
Backplate and sides	16 gauge galvanized steel
Cover	Powder coated steel

Stk#	Description	Pkg Qty	Carton Qty	Unit	List Price / Unit
Special Order* SMP400D	SMP 400MBH Copper Snow Melt Panel (No HEX; DRVWSNS-SS sold sep)	1		ea.	



Notes:

- Drawings are for HeatLink suggested system layout only! User must determine if system layout will work for their particular application.
- Air vents, expansion tanks, pressure relief valves, etc. for heat source as per local codes.
- Use isolation ball valves for all circuits and components.
- Local codes, regulations, and authorities have final jurisdiction.

Heat Link
 www.heatlink.com
 1-866-661-5332

Heat Source: Boiler
 Panel(s): SMP400D
 Heat Load(s): Snow Melt
 Date: 2014-05-08

Schematic #: SCH-SMP-M001
 Rough-in wiring see: SCH-SMP-R002
 Wiring detail see: SCH-SMP-E001


SMP 335-425 MBH Snow Melt Panels with Heat Exchangers SMP000 Series

The SMP335-425 Snow Melt Panels are central operations centers for fully automatic snow melt systems requiring isolation. Includes the secondary pump, snow melt control, mixing valve, mixing valve motor, transformer, thermometer, pressure gauges, heat exchangers, air eliminator, balancing valves, and isolation valves.

Snow/Ice Sensor (DRVWSNS-SS) sold separately. See page 116 for Snow Melt Panel Options & Accessories.

Panel Components

- ① Secondary Pump
- ② Air Eliminator
- ③ Heat Exchanger
- ④ 24Vac Transformer
- ⑤ Snow Melt Control
- ⑥ 3-Way Diverting Valve with Motor
- ⑦ Supply Sensor
- ⑧ Return Sensor
- ⑨ Thermometer
- ⑩ Pressure Gauge
- ⑪ Automatic Air Vent
- ⑫ Strainer
- ⑬ Balancing Valve
- ⑭ Isolation Valve
- ⑮ Drain and Fill Valve
- ⑯ Pressure Relief Valve
- Panel Cover (not shown)



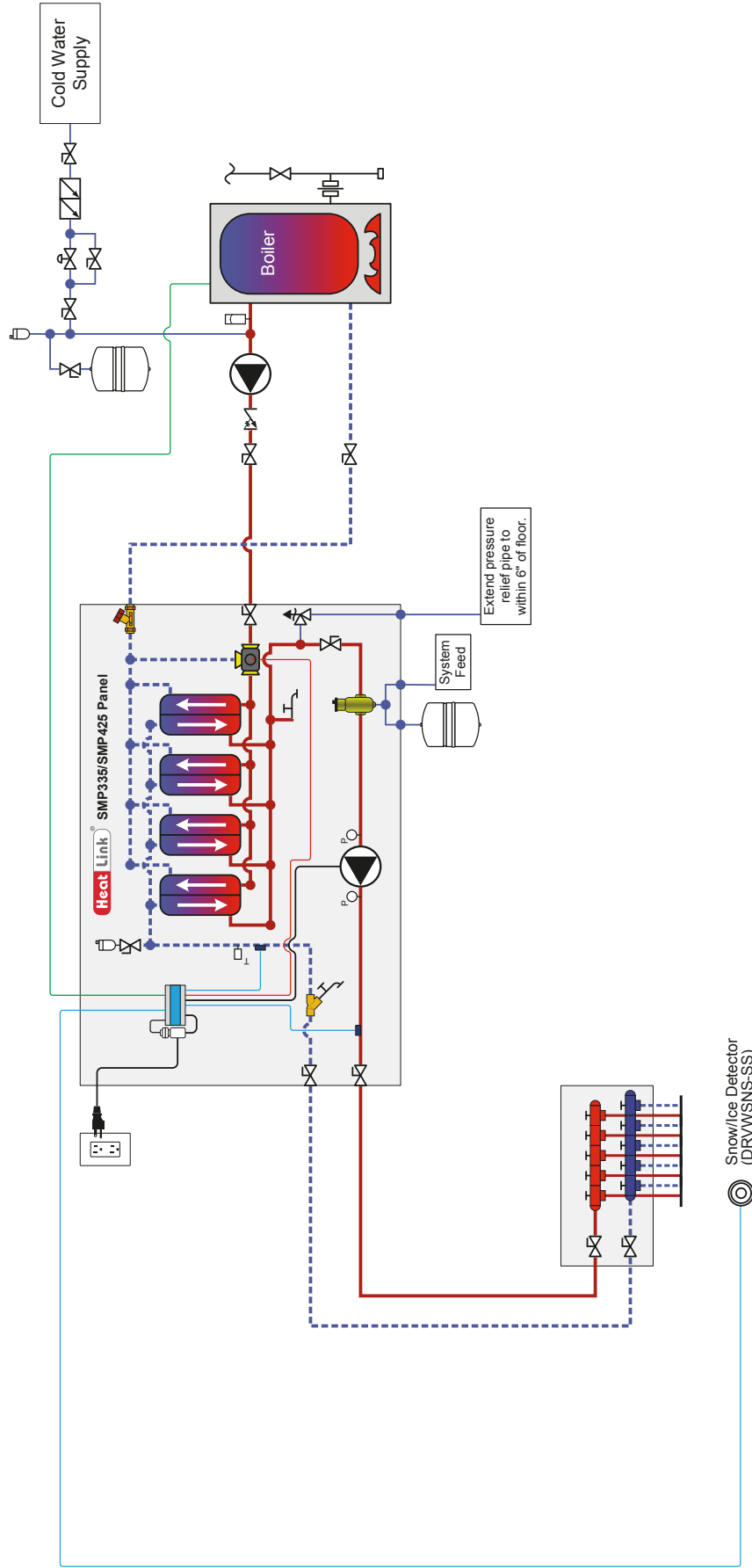
Mechanical Room in a Box

	SMP335	SMP425
Listing	cETLus	
Conforms to	CAN/CSA-C22 No.14, UL508	
Dimensions	36"H x 48"W x 16"D	
Weight	500 lbs.	
Nominal panel output - see conditions below	335,000 btu/hr	425,000 btu/hr
Max ambient temperature	120°F	
Max water temperature	200°F	
Settable fluid temp range	50°F to 180°F	
Max allowable operating pressure on secondary side	100 psi	
Power supply: pre-wired on system controller	Module with 120v plug & 6' cord. Requires dedicated receptacle, 15 Amp, 120V, 60Hz, single phase.	
Circulator	Grundfos UP43-110	
Temperature control method	1-1/4" FNPT 3-way diverting valve and motor, controlled by snow melt control.	
Mix valve Cv	18.6	
Heat exchanger size	4x 3x8-20	4x 3x8-30
Auxiliary terminal	1 dry contact, max 16A	
Piping	1-1/2" Copper	
Piping connections	1-1/2" FNPT	
Expansion tank fitting	1/2" FNPT	
Cold water fill	3/4" hose bib	
Backplate and sides	Galvanized steel	
Cover	Powder coated steel	

Panel Output Conditions	SMP335		SMP425	
	Primary	Secondary	Primary	Secondary
Fluid type	Water	50% glycol	Water	50% glycol
Entering fluid temp (°F)	180	100	180	100
Exiting fluid temp (°F)	150	130	140	130
Flow rate (US gpm)	17	22	21	28
Headloss	14.3	-	16.8	-
Pressure drop (ft head)	-	22	-	21

	Stk#	Description	Pkg Qty	Carton Qty	Unit	List Price / Unit
Special Order*	SMP335	SMP 335MBH Copper Snow Melt Panel 4x20 Plate HEX (DRVWSNS-SS sold sep)	1		ea.	
Special Order*	SMP425	SMP 425MBH Copper Snow Melt Panel 4x30 Plate HEX (DRVWSNS-SS sold sep)	1		ea.	

* Lead time may vary. Call to confirm time line.



Notes:

- Drawings are for HeatLink suggested system layout only! User must determine if system layout will work for their particular application
- Air vents, expansion tanks, pressure relief valves, etc. for heat source as per local codes.
- Use isolation ball valves for all circuits and components.
- Local codes, regulations, and authorities have final jurisdiction.

Heat Source: Boiler
Panel(s): SMP335/SMP425
Heat Load(s): Snow Melt
Date: 2014-05-08


Schematic #: SCH-SMP-M003
Rough-in wiring see: SCH-SMP-R002
Wiring detail see: SCH-SMP-E001



Snow/Ice Detector (Sensor) Stk# DRVWSNS-SS

This snow/ice sensor in conjunction with the standard snow melt panel control, activates and controls a snow melting system based on moisture (snow/ice) and slab temperature.

Stk#	Description	Pkg Qty	Carton Qty	Unit	List Price / Unit
DRVWSNS-SS	Driveway Sensor for SMP Panels	1		ea.	



Replace SMP Control with 31667 Snow/Ice Detector and Melt Control Stk# SMP31667

Replaces the standard snow melt panel control with 31667 Snow/Ice Detector and Melt Control. The snow melting system may be started manually or automatically through the use of a Snow/Ice Sensor (30090).

Stk#	Description	Pkg Qty	Carton Qty	Unit	List Price / Unit
SMP31667	Replace SMP Control With #31667 Snow/Ice Detector & Melt Control	1		ea.	

Special Order*



Snow/Ice Detector (Sensor) Stk# 30090, 30091

This snow/ice sensor in conjunction with the 31667, activates and controls a snow melting system based on moisture (snow/ice) and slab temperature. This control is not designed as a simple detection device and will not operate properly in an unheated slab.

For use with snow melt panels using 31667 control.

Stk#	Description	Pkg Qty	Carton Qty	Unit	List Price / Unit
30090	Snow/Ice Sensor (10K) 65 ft cable	1		ea.	
30091	Snow/Ice Sensor Socket	1		ea.	

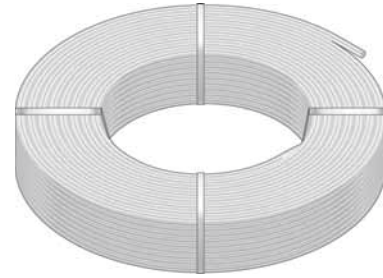

PureLink® Plus Blue Stripe PEX-a Tubing - Coils 20000 Series

High molecular crosslinked polyethylene (PEX) with minimum bending radius of 6x the diameter at 68°F (20°C). Maximum operating temperature 180°F @ 100 psi (82°C @ 7 bar). Blue printing on 2 sides for identification of cold water lines.

Meets or exceeds ASTM F876/F877/F2023, ASTM E84, CSA B137.5, cNSFus-pw, NSF/ANSI-61, NSF/ANSI-14, Annex G, NSF U.P.Code, ICC-ES, ICC-PMG, ULC S102.2-2007, IAPMO UPC (½"), PPI TR-4. The PureLink® Plus PEX-a tubing may also be used with fittings that are compliant with ASTM F1807/F1960/F2080/F2098/F2159 standards.

Minimum bending radius @ 68°F (20°C) for:

- ½" = 3" (77 mm)
- ¾" = 4-½" (115 mm)
- 1" = 6" (153 mm)



Stk#	Description	Pkg Qty	Skid Qty	Unit	List Price / Unit
20105	½" 100ft Blue PureLink® Plus UV Stabilized PEX-a PexCube™	6	48	coil	
20305	½" 300ft Blue PureLink® Plus UV Stabilized PEX-a Tubing	1	32	coil	
20505	½" 500ft Blue PureLink® Plus UV Stabilized PEX-a Tubing	1	20	coil	
20905	½" 1000ft Blue PureLink® Plus UV Stabilized PEX-a Tubing	1	14	coil	
20122	¾" 100ft Blue PureLink® Plus UV Stabilized PEX-a PexCube™	3	48	coil	
20322	¾" 300ft Blue PureLink® Plus UV Stabilized PEX-a Tubing	1	14	coil	
20522	¾" 500ft Blue PureLink® Plus UV Stabilized PEX-a Tubing	1	9	coil	
20922	¾" 1000ft Blue PureLink® Plus UV Stabilized PEX-a Tubing	1	5	coil	
20128	1" 100ft Blue PureLink® Plus UV Stabilized PEX-a Tubing	1	19	coil	
20328	1" 300ft Blue PureLink® Plus UV Stabilized PEX-a Tubing	1	9	coil	

For sizes 1-¼" and larger, please see page 119.

	Stk#	Description	Pkg Qty	Master Bag	Unit	Disc.	List Price / Unit
New!	20405	½" 25x12ft Blue PureLink® Plus UV Stabilized PEX-a Tubing	1	20	bundle		
	20205	½" 20x20ft Blue PureLink® Plus UV Stabilized PEX-a Tubing	1	20	bundle		
New!	20422	¾" 10x12ft Blue PureLink® Plus UV Stabilized PEX-a Tubing	1	20	bundle		
	20222	¾" 10x20ft Blue PureLink® Plus UV Stabilized PEX-a Tubing	1	20	bundle		
New!	20428	1" 5x12ft Blue PureLink® Plus UV Stabilized PEX-a Tubing	1	20	bundle		
	20228	1" 5x20ft Blue PureLink® Plus UV Stabilized PEX-a Tubing	1	20	bundle		

For sizes 1-¼" and larger, please see page 119.

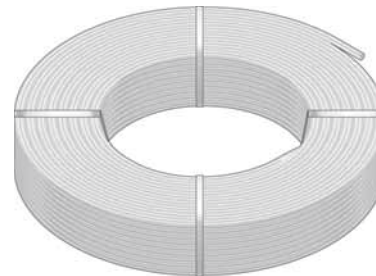
**PureLink® Plus Red Stripe PEX-a Tubing
21000 Series**

High molecular crosslinked polyethylene (PEX) with minimum bending radius of 6x the diameter at 68°F (20°C). Maximum operating temperature 180°F @ 100 psi (82°C @ 7 bar). Red printing on 2 sides for identification of hot water lines.

Meets or exceeds ASTM F876/F877/F2023, ASTM E84, CSA B137.5, cNSFus-pw, NSF/ANSI-61, NSF/ANSI-14, Annex G, NSF U.P.Code, ICC-ES, ICC-PMG, ULC S102.2-2007, IAPMO UPC (1/2"), PPI TR-4. The PureLink® Plus PEX-a tubing may also be used with fittings that are compliant with ASTM F1807/F1960/F2080/F2098/F2159 standards.

Minimum bending radius @ 68°F (20°C) for:

- 1/2" = 3" (77 mm)
- 3/4" = 4-1/2" (115 mm)
- 1" = 6" (153 mm)



Stk#	Description	Pkg Qty	Skid Qty	Unit	List Price / Unit
21105	1/2" 100ft Red PureLink® Plus UV Stabilized PEX-a PexCube	6	48	coil	
21305	1/2" 300ft Red PureLink® Plus UV Stabilized PEX-a Tubing	1	32	coil	
21505	1/2" 500ft Red PureLink® Plus UV Stabilized PEX-a Tubing	1	20	coil	
21905	1/2" 1000ft Red PureLink® Plus UV Stabilized PEX-a Tubing	1	14	coil	
21122	3/4" 100ft Red PureLink® Plus UV Stabilized PEX-a PexCube	3	48	coil	
21322	3/4" 300ft Red PureLink® Plus UV Stabilized PEX-a Tubing	1	14	coil	
21522	3/4" 500ft Red PureLink® Plus UV Stabilized PEX-a Tubing	1	9	coil	
WSL 21922	3/4" 1000ft Red PureLink® Plus UV Stabilized PEX-a Tubing	1	5	coil	
21128	1" 100ft Red PureLink® Plus UV Stabilized PEX-a Tubing	1	19	coil	
21328	1" 300ft Red PureLink® Plus UV Stabilized PEX-a Tubing	1	9	coil	

For sizes 1-1/4" and larger, please see page 119.

Stk#	Description	Pkg Qty	Master Bag	Unit	List Price / Unit
New! 21405	1/2" 25x12ft Red PureLink® Plus UV Stabilized PEX-a Tubing	1	20	bundle	
21205	1/2" 20x20ft Red PureLink® Plus UV Stabilized PEX-a Tubing	1	20	bundle	
New! 21422	3/4" 10x12ft Red PureLink® Plus UV Stabilized PEX-a Tubing	1	20	bundle	
21222	3/4" 10x20ft Red PureLink® Plus UV Stabilized PEX-a Tubing	1	20	bundle	
21228	1" 5x20ft Red PureLink® Plus UV Stabilized PEX-a Tubing	1	20	bundle	

For sizes 1-1/4" and larger, please see page 119.

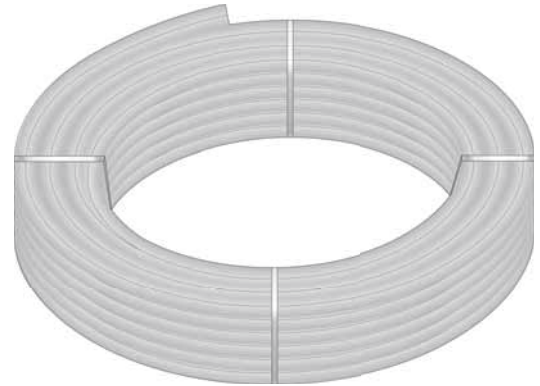
PureLink[®] Plus Large Dimension PEX-a Tubing 20000 Series

High molecular crosslinked polyethylene (PEX) with minimum bending radius of 6× the diameter at 68°F (20°C). Maximum operating temperature 180°F @ 100 psi (82°C @ 7 bar). Black printing on 2 sides.

Meets or exceeds ASTM F876/F877/F2023, ASTM E84, CSA B137.5, cNSFus-pw, NSF/ANSI-61, NSF/ANSI-14, Annex G, NSF U.P.Code, ICC-ES, ICC-PMG, ULC S102.2-2007, PPI TR-4. The PureLink[®] Plus PEX-a tubing may also be used with fittings that are compliant with ASTM F1807/F1960/F2080/F2098/F2159 standards.

Minimum bending radius @ 68°F (20°C) for:

- 1-¼" = 7-½" (191 mm)
- 1-½" = 9" (229 mm)
- 2" = 12" (305 mm)

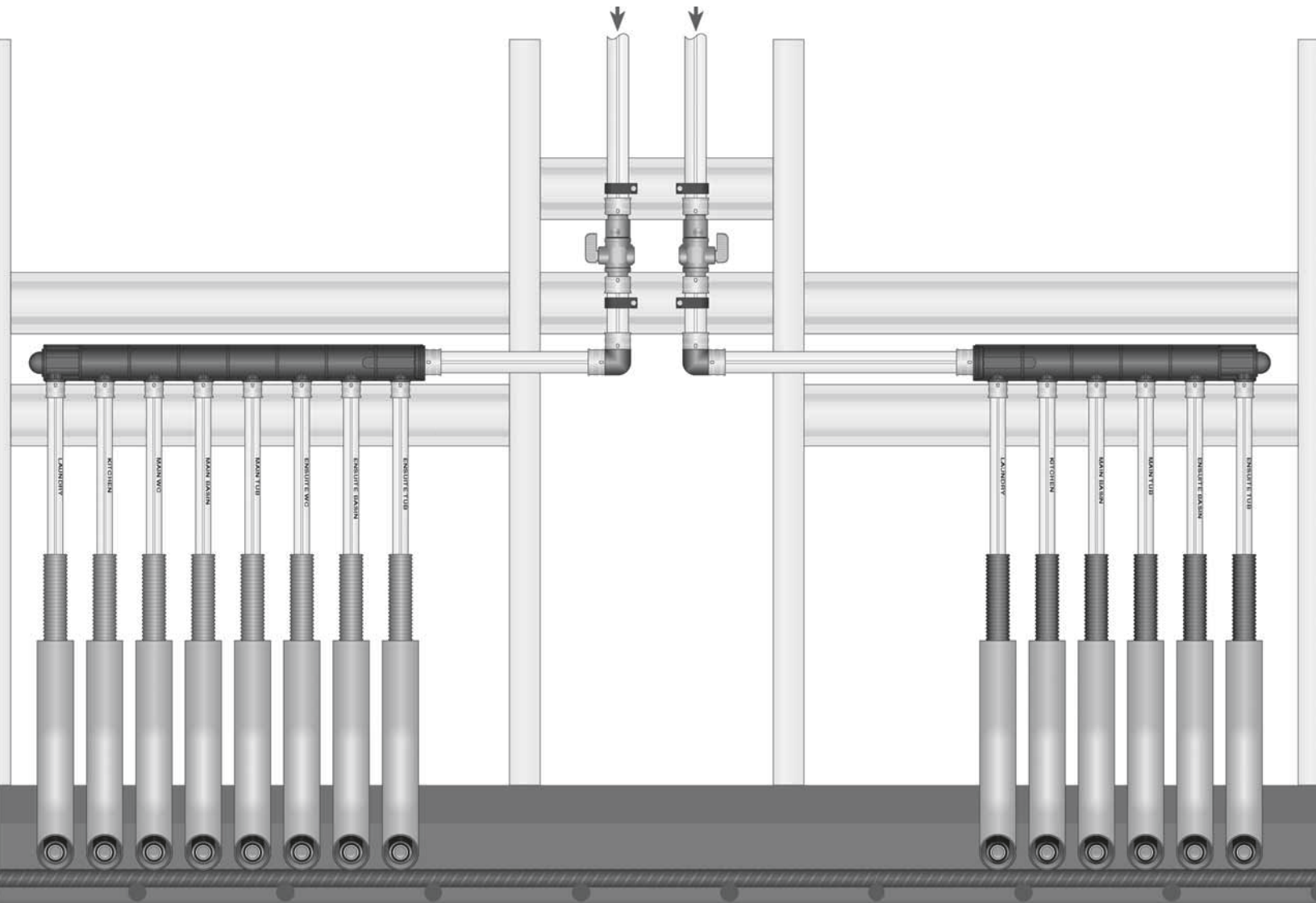
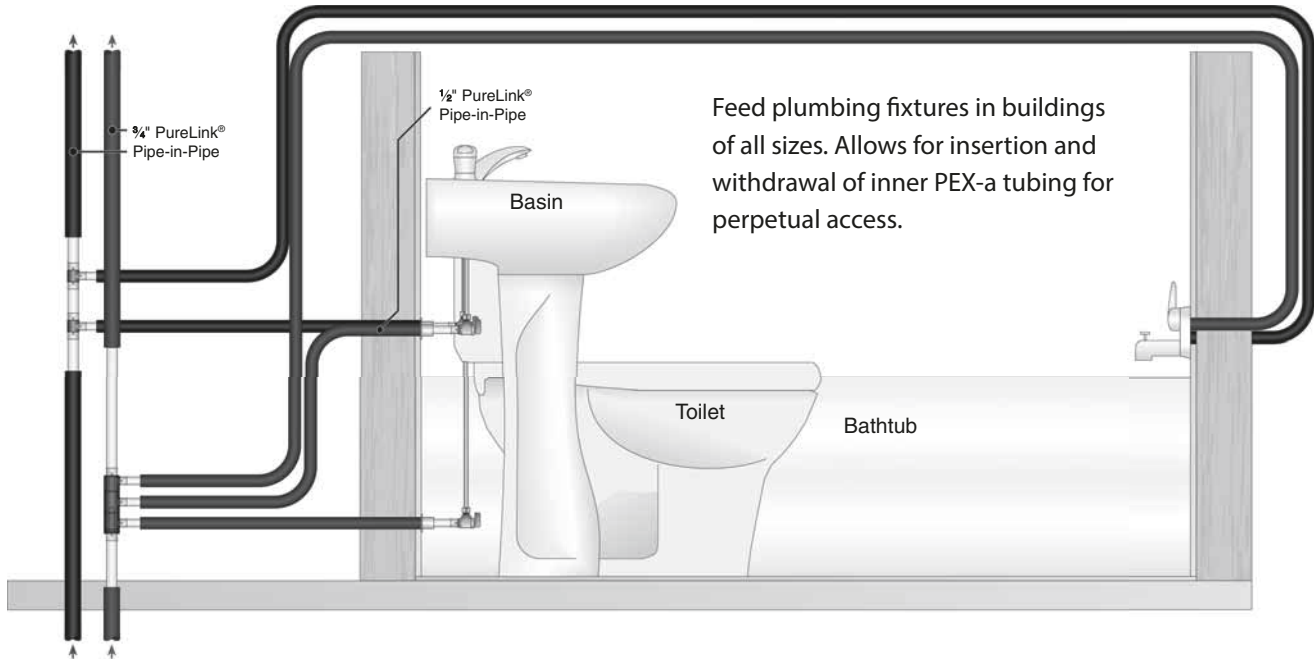


Stk#	Description	Pkg Qty	Skid Qty	Unit	List Price / Unit
20135	1-¼" 100ft PureLink [®] Plus UV Stabilized PEX-a Tubing	1	7	coil	
20335	1-¼" 300ft PureLink [®] Plus UV Stabilized PEX-a Tubing	1	5	coil	
20145	1-½" 100ft PureLink [®] Plus UV Stabilized PEX-a Tubing	1	5	coil	
20345	1-½" 300ft PureLink [®] Plus UV Stabilized PEX-a Tubing	1	5	coil	
New! 20154	2" 100ft PureLink [®] Plus UV Stabilized PEX-a Tubing	1	5	coil	
New! 20354	2" 300ft PureLink [®] Plus UV Stabilized PEX-a Tubing	1	3	coil	

Stk#	Description	Pkg Qty	Master Bag	Unit	List Price / Unit
New! 20435	1-¼" 5×12ft PureLink [®] Plus UV Stabilized PEX-a Tubing	1	20	bundle	
20235	1-¼" 5×20ft PureLink [®] Plus UV Stabilized PEX-a Tubing	1	20	bundle	
20245	1-½" 5×20ft PureLink [®] Plus UV Stabilized PEX-a Tubing	1	15	bundle	
New! 20254	2" 5×20ft PureLink [®] Plus UV Stabilized PEX-a Tubing	1	15	bundle	

Pure Link[®] Pipe-in-Pipe

Never again deal with the hassle of trying to pull tubing through conduits. Our pliable PEX-a tubing is available in a high impact resistant sheath.



**PureLink® Plus Pipe-in-Pipe
92000 Sheathed Series**

PEX-a carrier tubing specified on previous pages. The flexible, impact resistant PE sheath designed as a raceway for electrical installations provides mechanical and UV protection to the PEX-a carrier tubing. The sheath allows for easy replacement of the PEX-a carrier tubing if needed. Red and Blue colored sheaths make for easy identification of hot and cold water lines.

PEX-a carrier tubing meets or exceeds ASTM F876/F877/F2023, CSA B137.5, cNSFus-pw, NSF/ANSI-61, NSF/ANSI-14, Annex G, NSF U.P.Code, ICC-ES, ICC-PMG, IAPMO UPC (½"), PPI TR-4. The PureLink® Plus PEX-a tubing may also be used with fittings that are compliant with ASTM F1807/F1960/F2080/F2098/F2159 standards.


Minimum bending radius @ 68°F (20°C) for:

- ½" = 3" (77 mm)
- ¾" = 4-½" (115 mm)
- 1" = 6" (153 mm)

PE sheath is rated to UL94HB "Tests for Flammability of Plastic Materials."


Corrugated sheath outside diameter for:

- ½" = 1¼" (23 mm)
- ¾" = 1-⅜" (35 mm)
- 1" = 1-½" (37 mm)



Stk#	Description	Pkg Qty	Skid Qty	Unit	List Price / Unit
92105bs	½" 100ft Blue PureLink® Plus Pipe-in-Pipe	3	27	coil	
92305bs	½" 300ft Blue PureLink® Plus Pipe-in-Pipe	1	14	coil	
92122bs	¾" 100ft Blue PureLink® Plus Pipe-in-Pipe	2	18	coil	
92322bs	¾" 300ft Blue PureLink® Plus Pipe-in-Pipe	1	9	coil	
92128bs	1" 100ft Blue PureLink® Plus Pipe-in-Pipe	1	7	coil	

Stk#	Description	Pkg Qty	Skid Qty	Unit	List Price / Unit
92105rs	½" 100ft Red PureLink® Plus Pipe-in-Pipe	3	27	coil	
92305rs	½" 300ft Red PureLink® Plus Pipe-in-Pipe	1	14	coil	
92122rs	¾" 100ft Red PureLink® Plus Pipe-in-Pipe	2	18	coil	
92322rs	¾" 300ft Red PureLink® Plus Pipe-in-Pipe	1	9	coil	
92128rs	1" 100ft Red PureLink® Plus Pipe-in-Pipe	1	7	coil	




Compression Stop Tee Stk# 22001

The potable water module complete with shut-off. Order shut-off cap (#22180 & #22181) and PEX insert style, tubing to manifold connectors (#23000 series) separately.

There are 4 shrink-wrapped packages of 5 modules per box.

Stk#	Description	Pkg Qty	Carton Qty	Unit	List Price / Unit
22001	Compression Stop Tee	1	20	ea.	



EasyFit™ 2-Port Tee Stk# 22002

A 2-port tee with 1/2" EasyFit™ connections. Includes 2 nuts.

Stk#	Description	Pkg Qty	Carton Qty	Unit	List Price / Unit
22002	EasyFit™ 2-Port Tee	1	50	ea.	



EasyFit™ 3-Port Tee Stk# 22003

A 3-port tee with 1/2" EasyFit™ connections. Includes 3 nuts.

Stk#	Description	Pkg Qty	Carton Qty	Unit	List Price / Unit
22003	EasyFit™ 3-Port Tee	1	50	ea.	



Mounting Bracket Stk# 22121

Plastic mounting brackets which allow easy *snap-on* mounting of manifolds.

Stk#	Description	Pkg Qty	Carton Qty	Unit	List Price / Unit
22121	EasyFit™ Single Mounting Bracket	1	10	ea.	



Red & Blue Shut-off Caps

Stk# 22180, 22181

Red (#22180) and blue (#22181) colored caps for use with Potable Module Tee with Compression Stop (#22001). No tools required.

Stk#	Description	Pkg Qty	Carton Qty	Unit	List Price / Unit
22180	Red Shut-off Cap	1	10	ea.	
22181	Blue Shut-off Cap	1	10	ea.	



1/2" EasyFit™ Supply End Connection

Stk# 22193

O-ring sealing end piece with 1/2" EasyFit™ connection. Comes with o-ring.

Stk#	Description	Pkg Qty	Carton Qty	Unit	List Price / Unit
22193	1/2" EasyFit™ Supply End Connection	1	10	ea.	



3/4" EasyFit™ Supply End Connection

Stk# 22194

O-ring sealing end piece with 3/4" EasyFit™ connection. Comes with o-ring.

Stk#	Description	Pkg Qty	Carton Qty	Unit	List Price / Unit
22194	3/4" EasyFit™ Supply End Connection	1	10	ea.	



Closed End Cap

Stk# 22199

O-ring sealing end piece.

Stk#	Description	Pkg Qty	Carton Qty	Unit	List Price / Unit
22199	EasyFit™ Manifold Closed End Cap	1	10	ea.	



3/4" EasyFit™ Run End Connection

Stk# 22195

O-ring sealing end piece with 3/4" EasyFit™ connection. Comes with o-ring.

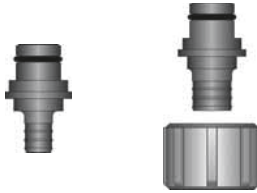
Stk#	Description	Pkg Qty	Carton Qty	Unit	List Price / Unit
22195	3/4" EasyFit™ Run End Connection	1	10	ea.	



EasyFit™ 1/2" Outlet Cap with o-ring
Stk# 23055

Plastic cap with o-ring to seal unused outlet of #22002 & #22003.

Stk#	Description	Pkg Qty	Carton Qty	Unit	List Price / Unit
23055	1/2" EasyFit™ Outlet Cap with O-ring	10		ea.	



Tubing to Manifold Connecters
23000 Series

Plastic fitting is installed into the bottom of the manifold module and is held in place by the nut. The tubing is then pressed on to this fitting. SS press sleeves sold separately.

For use with Compression Stop Tee #22001.


Stk#	Description	Pkg Qty	Carton Qty	Unit	List Price / Unit
23015	1/2" PEX Insert Manifold Connector	5		ea.	
23032	3/4" PEX Insert Manifold Connector c/w Nut	5		ea.	



Non-Toxic Silicone O-Ring Lubricant
Stk# 79951 & 79952

Lubrication for the manifold o-rings. Non-toxic silicone grease. Highly recommended for trouble free installation of manifold components.


Stk#	Description	Pkg Qty	Carton Qty	Unit	List Price / Unit
79951	100g Bottle Non-toxic Silicone O-ring Lubricant	1		ea.	
79952	10g Bottle Non-toxic Silicone O-ring Lubricant	1		ea.	



Closed End HPP Multiport Tee 13000 Series

Closed one end and 3/4" or 1" PEX insert on the other end. 1/2" branches in single row or opposing rows.
SS press sleeves sold separately.

Stk#	Description	Pkg Qty	Carton Qty	Unit	List Price / Unit
13203	3 Port Single Row, 3/4" PEX x Closed End HPP Multiport Tee	5	50	ea.	
13204	4 Port Single Row, 3/4" PEX x Closed End HPP Multiport Tee	5	50	ea.	
13206	6 Port Single Row, 3/4" PEX x Closed End HPP Multiport Tee	5	50	ea.	
13208	8 Port Single Row, 3/4" PEX x Closed End HPP Multiport Tee	5	50	ea.	
13806	6 Port Single Row, 1" PEX x Closed End HPP Multiport Tee	5	50	ea.	
13808	8 Port Single Row, 1" PEX x Closed End HPP Multiport Tee	5	50	ea.	
13833	6 Port Opposing Rows, 1" PEX x Closed End HPP Multiport Tee	5	50	ea.	
13844	8 Port Opposing Rows, 1" PEX x Closed End HPP Multiport Tee	5	50	ea.	



Flow Through HPP Multiport Tee 14000 Series

Open on both ends with 3/4" or 1" PEX insert connections. 1/2" branches in single row or opposing rows.
SS press sleeves sold separately.

Stk#	Description	Pkg Qty	Carton Qty	Unit	List Price / Unit
14203	3 Port Single Row, 3/4" PEX x 3/4" PEX Flow Through HPP Multiport Tee	5	50	ea.	
14204	4 Port Single Row, 3/4" PEX x 3/4" PEX Flow Through HPP Multiport Tee	5	50	ea.	
14703	3 Port Single Row, 1" PEX x 3/4" PEX Flow Through HPP Multiport Tee	5	50	ea.	
14704	4 Port Single Row, 1" PEX x 3/4" PEX Flow Through HPP Multiport Tee	5	50	ea.	
14706	6 Port Single Row, 1" PEX x 3/4" PEX Flow Through HPP Multiport Tee	5	50	ea.	
14708	8 Port Single Row, 1" PEX x 3/4" PEX Flow Through HPP Multiport Tee	5	50	ea.	
14233	6 Port Opposing Rows, 3/4" PEX x 3/4" PEX Flow Through HPP Multiport Tee	5	50	ea.	
14244	8 Port Opposing Rows, 3/4" PEX x 3/4" PEX Flow Through HPP Multiport Tee	5	50	ea.	
14733	6 Port Opposing Rows, 1" PEX x 3/4" PEX Flow Through HPP Multiport Tee	5	50	ea.	
14744	8 Port Opposing Rows, 1" PEX x 3/4" PEX Flow Through HPP Multiport Tee	5	50	ea.	

Making a Lasting Impression

Press Sleeve

HeatLink Potable Water Systems now offers a start-to-finish system capped off with the unique PEX tubing watertight connection ... the stainless steel Press Sleeve.

The Press Sleeve slides over the outer part of the PEX-a tubing, before inserting the fitting. When the fitting is in place, the press tool secures the connection in one single press, evidenced by a smooth visible depression ring on the sleeve's surface.

No crimp gauge is required with a Press Sleeve, thus eliminating a step in the whole installation procedure.


Once the pressing is complete, everything is set for the pressure test. The room for error is reduced, as the visible impression on the sleeve indicates readiness for the pressure test.

HeatLink's Press Sleeve—an impressive connection to have in any pressing situation.

The SS Press Sleeve is tested to ASTM F877 and is NSF-pw listed.



non-pressed



pressed

(press profile may vary with tool)



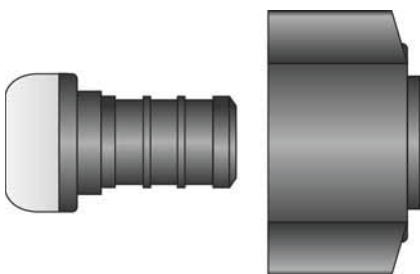
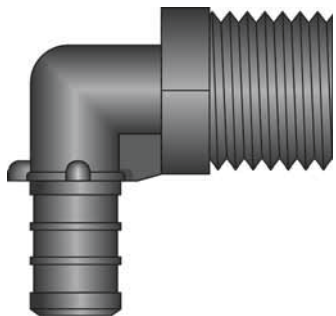

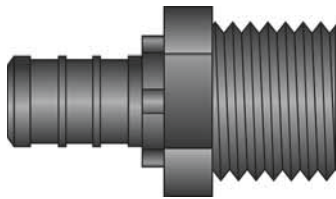
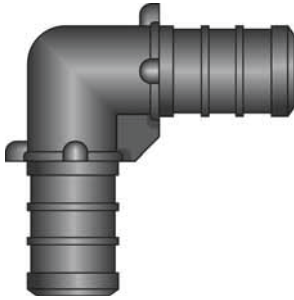
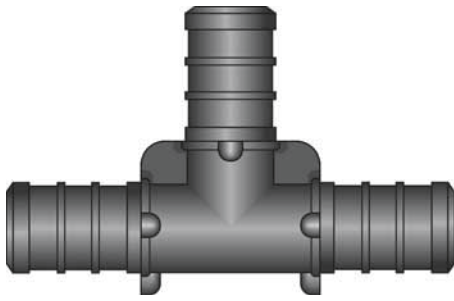
Stainless Steel Press Sleeves 24200 Series

Press sleeve with view hole.

Stk#	Description	Pkg Qty	Carton Qty	Unit	List Price / Unit
24205	½" SS Press Sleeve	100	1000	ea.	
24222	¾" SS Press Sleeve	50	500	ea.	
24228	1" SS Press Sleeve	50	250	ea.	
24235	1-¼" SS Press Sleeve	10	150	ea.	
24241	1-½" SS Press Sleeve	10	100	ea.	
New! 24250	2" SS Press Sleeve	10	100	ea.	

Heat Link[®]

HPP Fitting System



The HeatLink High Performance Polymer (HPP) fitting system is produced from a specific blend of engineered high performance polyphenylsulfone (PPSU) resins. When combined, these resins offer outstanding long-term performance and chemical resistance. The sulfone family of resins began to replace brass in the plumbing industry over 20 years ago, and in the course of time have exceeded the stringent demands of the potable and heating industries.

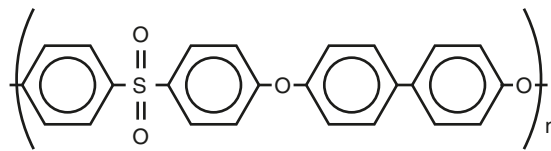




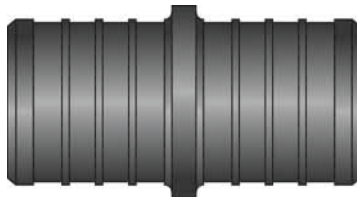


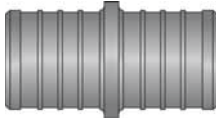
Figure #1 – General Chemical Structure of PPSU

The HeatLink HPP fittings stand out in the market place due to a unique combination of characteristics designed to deliver superior performance.

- Outstanding resistance to hot chlorinated water
- Superior long-term hydrostatic strength
- Excellent thermal stability
- High resistance to mineral acids, alkali, and salt solutions
- Higher resistance to polar solvents and stress cracking than traditional polysulfone
- Robust toughness and impact strength
- Exceptional hydrolytic stability
- Improved notch resistance



No Lead




PEX Insert Couplings - *No Lead Brass* 29000NL Series

Solid no lead brass (C69300-ecobross) PEX insert × PEX insert couplings. SS press sleeves sold separately.

	Stk#	Description	Pkg Qty	Carton Qty	Unit	List Price / Unit
New!	29005NL	½" × ½" PEX No Lead Brass Coupling	50	1000	ea.	
New!	29022NL	¾" × ¾" PEX No Lead Brass Coupling	25	500	ea.	
New!	29028NL	1" × 1" PEX No Lead Brass Coupling	15	300	ea.	
	29035NL	1-¼" × 1-¼" PEX No Lead Brass Coupling	5	180	ea.	
	29041NL	1-½" × 1-½" PEX No Lead Brass Coupling	5	90	ea.	
New!	29054NL	2" × 2" PEX No Lead Brass Coupling	5	25	ea.	


No Lead



PEX Insert Reducing Couplings - *No Lead Brass* 29200NL Series

Solid no lead brass (C69300-ecobross) PEX insert × PEX insert reducing couplings. SS press sleeves sold separately.

	Stk#	Description	Pkg Qty	Carton Qty	Unit	List Price / Unit
New!	29225NL	¾" × ½" PEX No Lead Brass Coupling	25	600	ea.	
New!	29282NL	1" × ¾" PEX No Lead Brass Coupling	15	330	ea.	
	29238NL	1-¼" × 1" PEX No Lead Brass Coupling	5	200	ea.	
	29248NL	1-½" × 1" PEX No Lead Brass Coupling	5	100	ea.	
New!	29243NL	1-½" × 1-¼" PEX No Lead Brass Coupling	5	50	ea.	
New!	29263NL	2" × 1-¼" PEX No Lead Brass Coupling	5	25	ea.	
New!	29264NL	2" × 1-½" PEX No Lead Brass Coupling	5	25	ea.	



PEX Insert Couplings - *HPP* 19000 Series

High Performance Polymer PEX insert couplings. SS press sleeves sold separately.

	Stk#	Description	Pkg Qty	Carton Qty	Unit	List Price / Unit
	19005	½" × ½" PEX HPP Coupling	25	1000	ea.	
	19022	¾" × ¾" PEX HPP Coupling	25	500	ea.	
	19028	1" × 1" PEX HPP Coupling	10	200	ea.	

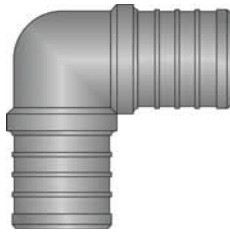


PEX Insert Reducing Couplings - *HPP* 19200 Series

High Performance Polymer PEX insert reducing couplings. SS press sleeves sold separately.

	Stk#	Description	Pkg Qty	Carton Qty	Unit	List Price / Unit
	19225	¾" × ½" PEX HPP Coupling	25	600	ea.	
	19282	1" × ¾" PEX HPP Coupling	5	300	ea.	

No
Lead

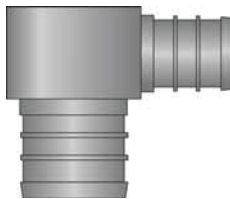


PEX Insert Elbows - *No Lead Brass* 28000NL Series

Solid no lead brass (C69300-ecobrass) PEX insert × PEX insert elbows. SS press sleeves sold separately.

	Stk#	Description	Pkg Qty	Carton Qty	Unit	List Price / Unit
New!	28005NL	½" × ½" PEX No Lead Brass Elbow	50	550	ea.	
New!	28022NL	¾" × ¾" PEX No Lead Brass Elbow	25	350	ea.	
New!	28028NL	1" × 1" PEX No Lead Brass Elbow	15	180	ea.	
	28035NL	1-¼" × 1-¼" PEX No Lead Brass Elbow	5	120	ea.	
	28041NL	1-½" × 1-½" PEX No Lead Brass Elbow	5	50	ea.	
New!	28054NL	2" × 2" PEX No Lead Brass Elbow	5	25	ea.	

No
Lead



PEX Insert Reducing Elbows - *No Lead Brass* 28200NL Series

Solid no lead brass (C69300-ecobrass) PEX insert × PEX insert reducing elbows. SS press sleeves sold separately.

	Stk#	Description	Pkg Qty	Carton Qty	Unit	List Price / Unit
New!	28225NL	¾" × ½" PEX No Lead Brass Elbow	25	350	ea.	




PEX Insert Elbows - *HPP* 18000 Series

High Performance Polymer PEX insert elbows. SS press sleeves sold separately.

	Stk#	Description	Pkg Qty	Carton Qty	Unit	List Price / Unit
	18005	½" × ½" PEX HPP Elbow	25	600	ea.	
	18022	¾" × ¾" PEX HPP Elbow	25	300	ea.	
	18225	¾" × ½" PEX HPP Elbow	10	400	ea.	
	18028	1" × 1" PEX HPP Elbow	10	150	ea.	

**No
Lead**



PEX Insert × MNPT Elbows - *No Lead Brass*
28500NL Series

Solid no lead brass (C69300-ecobrass) PEX insert elbows. SS press sleeves sold separately.

Stk#	Description	Pkg Qty	Carton Qty	Unit	List Price / Unit
28583NL	1" PEX × 1-1/4" MNPT No Lead Brass Elbow	5	60	ea.	
28535NL	1-1/4" PEX × 1-1/4" MNPT No Lead Brass Elbow	5	50	ea.	



PEX Insert × MNPT Elbows - *HPP*
18500 Series

High Performance Polymer PEX insert elbows. SS press sleeves sold separately.

Stk#	Description	Pkg Qty	Carton Qty	Unit	List Price / Unit
18551	1/2" PEX × 3/8" MNPT HPP Dishwasher Elbow	25	400	ea.	
18505	1/2" PEX × 1/2" MNPT HPP Elbow	25	375	ea.	



Drop Ear Elbows - No Lead Brass
28300NL Series

Solid no lead brass (C69300-ecobrass) 1/2" PEX insert x 1/2" FNPT drop ear elbow. SS press sleeves sold separately.

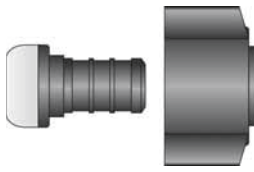
Stk#	Description	Pkg Qty	Carton Qty	Unit	List Price / Unit
28312NL	1/2" PEX x 3/8" FNPT Drop Ear No Lead Brass Elbow	10	180	ea.	
28305NL	1/2" PEX x 1/2" FNPT Drop Ear No Lead Brass Elbow	10	160	ea.	



PEX Insert x FNPT Adapters - No Lead Brass
27600NL Series

Solid no lead brass (C69300-ecobrass) PEX insert x FNPT adapters. SS press sleeves sold separately.

Stk#	Description	Pkg Qty	Carton Qty	Unit	List Price / Unit
27605NL	1/2" PEX x 1/2" FNPT No Lead Brass Adapter	25	400	ea.	
27622NL	3/4" PEX x 3/4" FNPT No Lead Brass Adapter	25	300	ea.	
27628NL	1" PEX x 1" FNPT No Lead Brass Adapter	25	150	ea.	
Sept 2014 27632NL	1-1/4" PEX x 3/4" FNPT No Lead Brass Adapter	5		ea.	
27635NL	1-1/4" PEX x 1-1/4" FNPT No Lead Brass Adapter	5	80	ea.	
Sept 2014 27638NL	1-1/4" PEX x 1" FNPT No Lead Brass Adapter	5		ea.	
27641NL	1-1/2" PEX x 1-1/2" FNPT No Lead Brass Adapter	5	50	ea.	



**PEX Insert x FNPT Swivel Adapters - HPP
17700 Series**

High Performance Polymer PEX insert x FNPT swivel adapters. SS press sleeves sold separately.

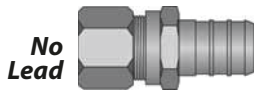
Stk#	Description	Pkg Qty	Carton Qty	Unit	List Price / Unit
17755	1/2" PEX x 1/2" FNPT Swivel HPP Adapter	25		ea.	
17705	1/2" PEX x Ballcock/Closet FNPT Swivel HPP Adapter	25	400	ea.	
17722	3/4" PEX x 3/4" FNPT Swivel HPP Adapter	25	200	ea.	



**PEX Insert x FNPT Swivel Elbow Adapter - HPP
Stk# 18605**

High Performance Polymer PEX insert x FNPT swivel elbow adapters. SS press sleeves sold separately.

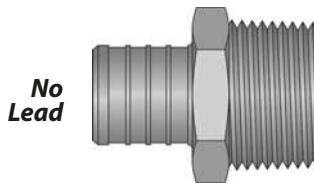
Stk#	Description	Pkg Qty	Carton Qty	Unit	List Price / Unit
18605	1/2" PEX x 1/2" FNPT HPP Swivel Elbow	25	300	ea.	



**1/2" PEX x 3/8" O.D. Comp. Straight Lav. Tube Adapter - NL Brass
Stk# 25751NL**

Solid no lead brass (C69300-ecobross) adapter for connecting faucets. SS press sleeves sold separately.


	Stk#	Description	Pkg Qty	Carton Qty	Unit	List Price / Unit
New!	25751NL	1/2" PEX x 3/8" O.D. No Lead Brass Adapter	25	800	ea.	



PEX Insert x MNPT Adapters - *No Lead Brass* 27500NL Series

Solid brass no lead (C69300-ecobross) PEX insert x MNPT adapters. SS press sleeves sold separately.


	Stk#	Description	Pkg Qty	Carton Qty	Unit	List Price / Unit
New!	27505NL	1/2" PEX x 1/2" MNPT No Lead Brass Adapter	25	400	ea.	
New!	27552NL	1/2" PEX x 3/4" MNPT No Lead Brass Adapter	25	200	ea.	
New!	27522NL	3/4" PEX x 3/4" MNPT No Lead Brass Adapter	10	160	ea.	
	27528NL	1" PEX x 1" MNPT No Lead Brass Adapter	10	150	ea.	
	27582NL	1" PEX x 3/4" MNPT No Lead Brass Adapter	5	200	ea.	
	27535NL	1-1/4" PEX x 1-1/4" MNPT No Lead Brass Adapter	5	100	ea.	
	27538NL	1-1/4" PEX x 1" MNPT No Lead Brass Adapter	5	100	ea.	
	27541NL	1-1/2" PEX x 1-1/2" MNPT No Lead Brass Adapter	5	50	ea.	
New!	2754NL	2" PEX x 2" MNPT No Lead Brass Adapter	5	25	ea.	



PEX Insert x MNPT Adapters - *HPP* 17500 Series

High Performance Polymer PEX insert x MNPT adapters. SS press sleeves sold separately.

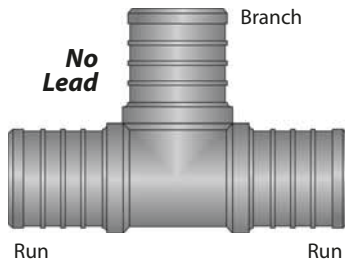
	Stk#	Description	Pkg Qty	Carton Qty	Unit	List Price / Unit
	17505	1/2" PEX x 1/2" MNPT HPP Adapter	25	500	ea.	
	17552	1/2" PEX x 3/4" MNPT HPP Adapter	25	350	ea.	
	17522	3/4" PEX x 3/4" MNPT HPP Adapter	25	300	ea.	
	17525	3/4" PEX x 1/2" MNPT HPP Adapter	25	400	ea.	



PEX Insert × Sweat Adapters - *No Lead Brass* 27100NL & 27200NL Series

Solid no lead brass (C69300-ecobrass) PEX insert × sweat adapters. SS press sleeves sold separately.

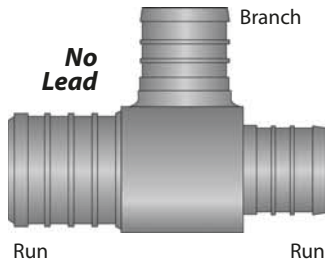
	Stk#	Description	Pkg Qty	Carton Qty	Unit	List Price / Unit
	27105NL	½" PEX × ½" M/Sweat No Lead Brass Adapter	25	700	ea.	
	27205NL	½" PEX × ½" F/Sweat No Lead Brass Adapter	25	700	ea.	
	27122NL	¾" PEX × ¾" M/Sweat No Lead Brass Adapter	25	400	ea.	
	27222NL	¾" PEX × ¾" F/Sweat No Lead Brass Adapter	25	400	ea.	
New!	27328NL	¾" PEX × 1" F/Sweat No Lead Adapter	20	200	ea.	
	27128NL	1" PEX × 1" M/Sweat No Lead Brass Adapter (¾" F/Sweat)	10	200	ea.	
	27228NL	1" PEX × 1" F/Sweat No Lead Brass Adapter	10	200	ea.	
	27135NL	1-¼" PEX × 1-¼" M/Sweat No Lead Brass Adapter	5	120	ea.	
	27235NL	1-¼" PEX × 1-¼" F/Sweat No Lead Brass Adapter	5	120	ea.	
	27141NL	1-½" PEX × 1-½" M/Sweat No Lead Brass Adapter	5	80	ea.	
New!	27154NL	2" PEX × 2" M/Sweat No Lead Brass Adapter	5	25	ea.	



PEX Insert Tees - *No Lead Brass* 26000NL Series

Solid no lead brass (C69300-ecobrass) PEX insert tees. SS press sleeves sold separately.

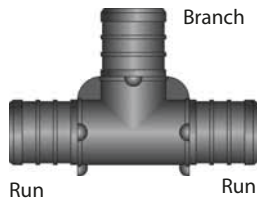
	Stk#	Description (run × run × branch)	Pkg Qty	Carton Qty	Unit	List Price / Unit
New!	26555NL	½" × ½" × ½" PEX No Lead Brass Tee	25	450	ea.	
New!	26222NL	¾" × ¾" × ¾" PEX No Lead Brass Tee	25	250	ea.	
New!	26888NL	1" × 1" × 1" PEX No Lead Brass Tee	10	120	ea.	
	26333NL	1-¼" × 1-¼" × 1-¼" PEX No Lead Brass Tee	5	80	ea.	
	26444NL	1-½" × 1-½" × 1-½" PEX No Lead Brass Tee	5	30	ea.	
New!	26666NL	2" × 2" × 2" PEX No Lead Brass Tee	5	25	ea.	



PEX Insert Reducing Tees - No Lead Brass 26000NL Series

Solid no lead brass (C69300-ecobross) PEX insert tees. SS press sleeves sold separately.

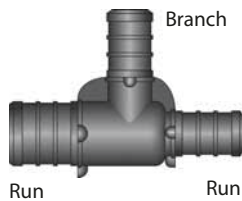
	Stk#	Description (run × run × branch)	Pkg Qty	Carton Qty	Unit	List Price / Unit
New!	26552NL	1/2" × 1/2" × 3/4" PEX No Lead Brass Tee	25	300	ea.	
New!	26225NL	3/4" × 3/4" × 1/2" PEX No Lead Brass Tee	25	300	ea.	
New!	26252NL	3/4" × 1/2" × 3/4" PEX No Lead Brass Tee	25	300	ea.	
New!	26255NL	3/4" × 1/2" × 1/2" PEX No Lead Brass Tee	25	300	ea.	
New!	26822NL	1" × 3/4" × 3/4" PEX No Lead Brass Tee	15	150	ea.	
New!	26885NL	1" × 1" × 1/2" PEX No Lead Brass Tee	15	150	ea.	
New!	26882NL	1" × 1" × 3/4" PEX No Lead Brass Tee	15	150	ea.	
	26322NL	1-1/4" × 3/4" × 3/4" PEX No Lead Brass Tee	5	100	ea.	
New!	26382NL	1-1/4" × 1" × 3/4" PEX No Lead Brass Tee	5	50	ea.	
	26388NL	1-1/4" × 1" × 1" PEX No Lead Brass Tee	5	100	ea.	
Sept 2014	26335NL	1-1/4" × 1-1/4" × 1/2" PEX No Lead Brass Tee	5		ea.	
	26332NL	1-1/4" × 1-1/4" × 3/4" PEX No Lead Brass Tee	5	80	ea.	
	26338NL	1-1/4" × 1-1/4" × 1" PEX No Lead Brass Tee	5	80	ea.	
	26422NL	1-1/2" × 3/4" × 3/4" PEX No Lead Brass Tee	5	60	ea.	
New!	26432NL	1-1/2" × 1-1/4" × 3/4" PEX No Lead Brass Tee	5	25	ea.	
	26442NL	1-1/2" × 1-1/2" × 3/4" PEX No Lead Brass Tee	5	50	ea.	
	26438NL	1-1/2" × 1-1/4" × 1" PEX No Lead Brass Tee	5	50	ea.	
	26488NL	1-1/2" × 1" × 1" PEX No Lead Brass Tee	5	50	ea.	
	26433NL	1-1/2" × 1-1/4" × 1-1/4" PEX No Lead Brass Tee	5	40	ea.	
	26448NL	1-1/2" × 1-1/2" × 1" PEX No Lead Brass Tee	5	40	ea.	
	26443NL	1-1/2" × 1-1/2" × 1-1/4" PEX No Lead Brass Tee	5	40	ea.	
New!	26633NL	2" × 1-1/4" × 1-1/4" PEX No Lead Brass Tee	5	25	ea.	
New!	26642NL	2" × 1-1/2" × 3/4" PEX No Lead Brass Tee	5	25	ea.	
New!	26648NL	2" × 1-1/2" × 1" PEX No Lead Brass Tee	5	25	ea.	
New!	26643NL	2" × 1-1/2" × 1-1/4" PEX No Lead Brass Tee	5	25	ea.	
New!	26644NL	2" × 1-1/2" × 1-1/2" PEX No Lead Brass Tee	5	25	ea.	
New!	26662NL	2" × 2" × 3/4" PEX No Lead Brass Tee	5	25	ea.	
New!	26668NL	2" × 2" × 1" PEX No Lead Brass Tee	5	25	ea.	
New!	26663NL	2" × 2" × 1-1/4" PEX No Lead Brass Tee	5	25	ea.	
New!	26664NL	2" × 2" × 1-1/2" PEX No Lead Brass Tee	5	25	ea.	



**PEX Insert Tees - HPP
16000 Series**

High Performance Polymer PEX insert tees. SS press sleeves sold separately.

Stk#	Description (run × run × branch)	Pkg Qty	Carton Qty	Unit	List Price / Unit
16555	½" × ½" × ½" PEX HPP Tee	25	400	ea.	
16222	¾" × ¾" × ¾" PEX HPP Tee	25	200	ea.	
16888	1" × 1" × 1" PEX HPP Tee	10	100	ea.	



**PEX Insert Reducing Tees - HPP
16000 Series**

High Performance Polymer PEX insert reducing tees. SS press sleeves sold separately.

Stk#	Description (run × run × branch)	Pkg Qty	Carton Qty	Unit	List Price / Unit
16552	½" × ½" × ¾" PEX HPP Tee	25	300	ea.	
16225	¾" × ¾" × ½" PEX HPP Tee	25	250	ea.	
16228	¾" × ¾" × 1" PEX HPP Tee	5	300	ea.	
16255	¾" × ½" × ½" PEX HPP Tee	25	300	ea.	
16252	¾" × ½" × ¾" PEX HPP Tee	25	250	ea.	
16885	1" × 1" × ½" PEX HPP Tee	10	360	ea.	
16882	1" × 1" × ¾" PEX HPP Tee	5	100	ea.	
16822	1" × ¾" × ¾" PEX HPP Tee	5	320	ea.	
16828	1" × ¾" × 1" PEX HPP Tee	5	300	ea.	



PEX Insert Plugs - *No Lead Brass* 25000NL Series

Solid no lead brass (C69300-ecobrass) PEX insert plug. SS press sleeves sold separately.

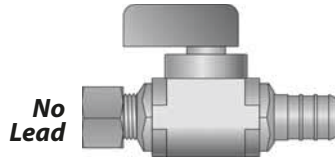
	Stk#	Description	Pkg Qty	Carton Qty	Unit	List Price / Unit
New!	25005NL	½" PEX No Lead Brass Plug	50	1200	ea.	
New!	25022NL	¾" PEX No Lead Brass Plug	25	1000	ea.	
New!	25028NL	1" PEX No Lead Brass Plug	15	510	ea.	
	25035NL	1-¼" PEX No Lead Brass Plug	5	260	ea.	
	25041NL	1-½" PEX No Lead Brass Plug	5	110	ea.	
New!	25054NL	2" PEX No Lead Brass Plug	5	50	ea.	



PEX Insert Plugs - *HPP* 15000 Series

High Performance Polymer PEX insert plugs. SS press sleeves sold separately.

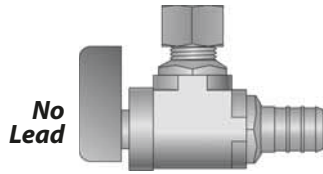
	Stk#	Description	Pkg Qty	Carton Qty	Unit	List Price / Unit
	15005	½" PEX HPP Plug	25	2000	ea.	
	15022	¾" PEX HPP Plug	25	1000	ea.	
	15028	1" PEX HPP Plug	5	500	ea.	



Chrome Plated Straight Ball Valve - No Lead Brass
Stk #23505NL

No lead brass (C69300-ecobras) 1/2" PEX x 3/8" O.D. compression, plated straight ball valve. SS press sleeves sold separately.

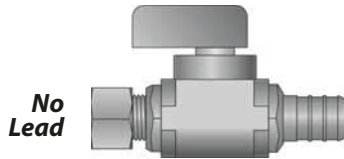
Stk#	Description	Pkg Qty	Carton Qty	Unit	List Price / Unit
23505NL	1/2" PEX x 3/8" O.D. No Lead Brass Plated Straight Ball Valve	24	144	ea.	



Chrome Plated Angle Ball Valve - No Lead Brass
Stk# 23605NL

No lead brass (C69300-ecobras) 1/2" PEX x 3/8" O.D. compression, plated angle ball valve. SS press sleeves sold separately.

Stk#	Description	Pkg Qty	Carton Qty	Unit	List Price / Unit
23605NL	1/2" PEX x 3/8" O.D. No Lead Brass Plated Angle Ball Valve	24	144	ea.	

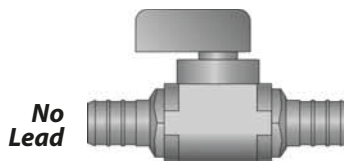


Straight Ball Valve - No Lead Brass
Stk# 23905NL

No lead brass (C69300-ecobras) 1/2" PEX x 1/4" O.D. compression, straight ball valve. SS press sleeves sold separately.

New!

Stk#	Description	Pkg Qty	Carton Qty	Unit	List Price / Unit
23905NL	1/2" PEX x 1/4" O.D. No Lead Straight Ball Valve	24	144	ea.	



PEX Barb Straight Ball Valves - No Lead Brass
23700NL Series

No lead brass (C69300-ecobras) valve. SS press sleeves sold separately.

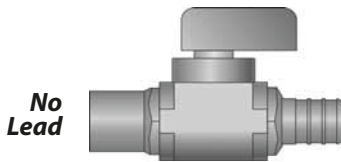
Stk#	Description	Pkg Qty	Carton Qty	Unit	List Price / Unit
23705NL	1/2" PEX Straight No Lead Brass Ball Valve	24	144	ea.	
23722NL	3/4" PEX Straight No Lead Brass Ball Valve	24	144	ea.	



Stop and Waste Valves - No Lead Brass
23700NL Series

No lead brass (C69300-ecobrass) stop and waste valves. SS press sleeves sold separately.

	Stk#	Description	Pkg Qty	Carton Qty	Unit	List Price / Unit
New!	23775NL	1/2" PEX No Lead Stop and Waste Valve	24	144	ea.	
New!	23772NL	3/4" PEX No Lead Stop and Waste Valve	24	144	ea.	



1/2" PEX x 1/2" M/Sweat Straight Ball Valve - No Lead Brass
Stk# 23405NL

No lead brass (C69300-ecobrass) 1/2" PEX x 1/2" male sweat ball valve. SS press sleeves sold separately.


	Stk#	Description	Pkg Qty	Carton Qty	Unit	List Price / Unit
New!	23405NL	1/2" PEX x 1/2" No Lead M/Sweat Straight Ball Valve	24	144	ea.	



3/4" PEX x 3/4" MNPT Straight Ball Valve - No Lead Brass
Stk# 23422NL

No lead brass (C69300-ecobrass) 3/4" PEX x 3/4" male NPT ball valve. SS press sleeves sold separately.

	Stk#	Description	Pkg Qty	Carton Qty	Unit	List Price / Unit
New!	23422NL	3/4" PEX x 3/4" MNPT No Lead Straight Ball Valve	24	144	ea.	



½" PEX Insert × Closed, 3" × 6" Stubout Elbow with Edge Bracket
Stk# 28205

Copper stubout elbow allows for 90° transitions between fixtures and wall cavities. SS press sleeves sold separately.

Stk#	Description	Pkg Qty	Carton Qty	Unit	List Price / Unit
28205	½" PEX Barb Stubout Elbow with Edge Bracket	25	50	ea.	



½" PEX Insert × Closed, 3" × 6" Stubout Elbow
Stk# 28206

Copper stubout elbow allows for 90° transitions between fixtures and wall cavities. SS press sleeves sold separately.

Stk#	Description	Pkg Qty	Carton Qty	Unit	List Price / Unit
28206	½" PEX × Closed, 3-½" × 6" Stub-out Elbow	50		ea.	



½" PEX Insert × Male Sweat, 3" × 4" Stubout Elbow
Stk# 28234

Copper stubout elbow allows for 90° transitions between fixtures and wall cavities. SS press sleeves sold separately.

Stk#	Description	Pkg Qty	Carton Qty	Unit	List Price / Unit
28234	½" PEX × M/Sweat, 3" × 4" Stub-out Elbow	25		ea.	



J-Clips 12000 Series

Fasten tubing to joists.

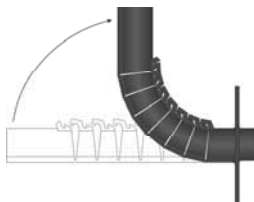
Stk#	Description	Pkg Qty	Carton Qty	Unit	List Price / Unit
12005	1/2" J-Clip	100	2000	ea.	
12022	3/4" J-Clip	100	1000	ea.	
12028	1" J-Clip	50	500	ea.	



Plastic Bend Support 86100 Series

Allows for easy bending support and removal.

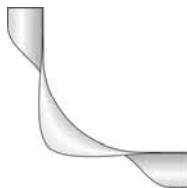
Stk#	Description	Pkg Qty	Carton Qty	Unit	List Price / Unit
86105	Plastic Bend Support for 3/8" and 1/2" Tubing	50	400	ea.	
86122	Plastic Bend Support for 3/4" Tubing	10	400	ea.	



Adjustable Angle Plastic Drop Ear Bend Support Stk# 86305

Allows for PEX tubing to stub out from a wall or floor. Support can be adjusted in 12.86° steps from straight to 90° bend.

Stk#	Description	Pkg Qty	Carton Qty	Unit	List Price / Unit
86305	Adjustable Angle Plastic Drop Ear Bend Support for 1/2" Tubing	50		ea.	



Metal Bend Support 86200 Series

Allows for easy bending support and removal.

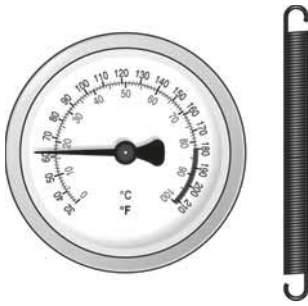
Stk#	Description	Pkg Qty	Carton Qty	Unit	List Price / Unit
86205	Metal Bend Support for 1/2" Tubing	50	200	ea.	
86219	Metal Bend Support for 5/8" Tubing	50	200	ea.	
86222	Metal Bend Support for 3/4" Tubing	25	100	ea.	



Metal Drop Ear Bend Support Stk# 86255

Allows for easy bending support and removal of a PEX tubing stub out from a wall or floor.

Stk#	Description	Pkg Qty	Carton Qty	Unit	List Price / Unit
86255	Metal Drop Ear Bend Support for 1/2" Tubing	25	100	ea.	

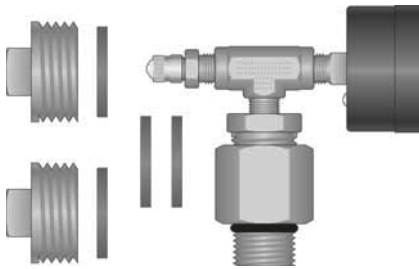


HeatLink® Strap-on Thermometer Stk# 76940

This surface mounted thermometer is used to measure surface temperatures of metallic piping. The Strap-on Thermometers can be mounted on pipe sizes ranging from 3/8" to 1-1/2". Suggested applications: Use on stainless steel manifolds or supply and return piping to measure water temperatures.

Range: 0 - 100°C, 32 - 212°F (dual scale)

Stk#	Description	Pkg Qty	Carton Qty	Unit	List Price / Unit
76940	Strap-on Thermometer	1		ea.	



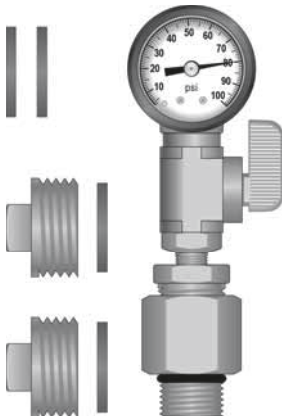
Pressure Test Kit Stk# 79935

Pressure test kit for use with heating manifolds.

TwistSeal® - replaces automatic air vent on cross tee for testing purposes.
Stainless Steel - replaces hose bib for testing purposes.

Kit includes two 1" plugs and 4 red rubber gaskets (2 are spares).
For air tests with the TwistSeal® Mini, use the red rubber gaskets; for hydrostatic tests use green fibre gaskets (included in manifold assembly kit).

Stk#	Description	Pkg Qty	Carton Qty	Unit	List Price / Unit
79935	Pressure Test Kit	1		ea.	



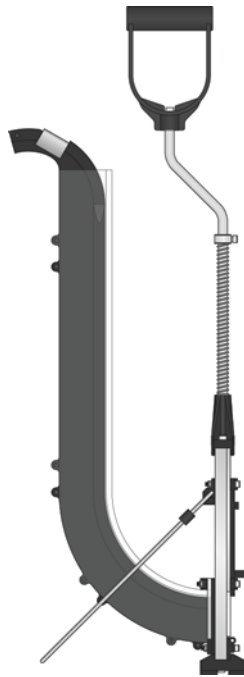
Pressure Test Kit with Valve Stk# 79965

Pressure test kit for use with heating manifolds.

TwistSeal® - replaces automatic air vent on cross tee for testing purposes.
Stainless Steel - replaces hose bib for testing purposes.

Kit includes two 1" plugs and 4 red rubber gaskets (2 are spares).
For air tests with the TwistSeal® Mini, use the red rubber gaskets; for hydrostatic tests use green fibre gaskets (included in manifold assembly kit).

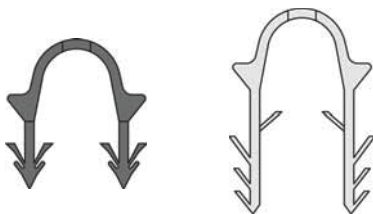
Stk#	Description	Pkg Qty	Carton Qty	Unit	List Price / Unit
79965	Pressure Test Kit with Extra Valve to Zero Gauge	1		ea.	



HeatLink® Deluxe Staple Gun Stk# 10230

Lightweight and easy to use manual staple gun. Use 89250 series staples to fasten up to 5/8" (or 20 mm O.D.) PEX tubing to polystyrene insulation.

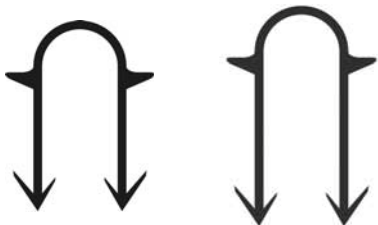
Stk#	Description	Pkg Qty	Carton Qty	Unit	List Price / Unit
10230	HeatLink® Deluxe Staple Gun	1		ea.	



Staples for Deluxe Staple Gun 89250 Series

Staples for fastening up to 5/8" (or 20mm O.D.) PEX tubing to polystyrene insulation. For use with HeatLink® Deluxe Staple Gun #10230.

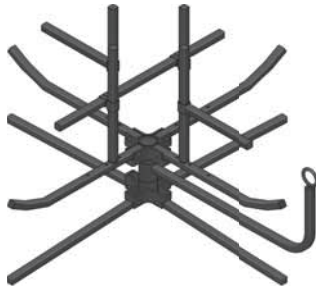
Stk#	Description	Pkg Qty	Carton Qty	Unit	List Price / Unit
89251	300× 1-1/2" Staples for HeatLink® Deluxe Staple Gun	1	20	box	
89252	300× 2" Staples for HeatLink® Deluxe Staple Gun	1		box	



Staples for Stand-up Stapler 89240 Series

Staples for fastening up to 1/2" (or 18mm O.D.) PEX tubing to polystyrene insulation. For use with Stand-up Stapler #10220 (discontinued).

Stk#	Description	Pkg Qty	Carton Qty	Unit	List Price / Unit
89243	250× 2" (50mm) HeatLink® Staples for Stand-up Stapler	1	16	box	
89244	300× 2-3/8" (60mm) Staples for Stand-up Stapler	1	12	box	



HeatLink[®] Basic PEX Tubing Dispenser
Stk# 10003

Uncoils 360° from the free swinging arm to avoid kinks and enable easy installation of coiled PEX tubing. Quick deployment made possible by a slide & clamp design. Comes with carrying/storage bag.


Stk#	Description	Pkg Qty	Carton Qty	Unit	List Price / Unit
10003	Basic PEX Tubing Dispenser w/ Carrying Bag	1		ea.	



PEX Tubing Cutters
Stk# 10100

Quick precision cutting on PEX tubing or non-metallic tubing.

Stk#	Description	Pkg Qty	Carton Qty	Unit	List Price / Unit
10100	HeatLink [®] PEX Tubing Cutters	1	50	ea.	



EasyFit™ Nut Wrench Stk# 11252

Wrench for use with EasyFit™ ½" and ¾" nuts.

Stk#	Description	Pkg Qty	Carton Qty	Unit	List Price / Unit
11252	½" and ¾" EasyFit™ Wrench	1		ea.	



Multi-purpose Wrench Stk# 79922

Wrench for use with #22001 manifold module nut and valve base.

Stk#	Description	Pkg Qty	Carton Qty	Unit	List Price / Unit
79922	Multiwrench for Manifold Nut and Base	1		ea.	



Assembly Tool for TwistSeal® Mini Multiport Valves Stk# 78314

Tool used to remove and install TwistSeal® Mini Multiport valve cartridges.

Stk#	Description	Pkg Qty	Carton Qty	Unit	List Price / Unit
78314	Assembly tool for TwistSeal® Mini Multiport Valves	1		ea.	



Non-Toxic Silicone O-Ring Lubricant Stk# 79951 & 79952

Lubrication for the manifold o-rings. Non-toxic silicone grease. Highly recommended for trouble free installation of manifold components.

Stk#	Description	Pkg Qty	Carton Qty	Unit	List Price / Unit
79951	100g Bottle Non-toxic Silicone O-ring Lubricant	1		ea.	
79952	10g Bottle Non-toxic Silicone O-ring Lubricant	1		ea.	



11305



11325



11328

Press Tool for Stainless Steel Sleeves 11300 Series

Designed to create a watertight seal, the Press Sleeve Tool has a toggle action handle. Easy to load and simple to press, the pressed stainless steel sleeve provides a finished appearance on the transition from the end of the PEX to the insert fitting.

Stk#	Description	Pkg Qty	Carton Qty	Unit	List Price / Unit
11305	½" Standard Press Tool for SS Sleeve	1		ea.	
11322	¾" Standard Press Tool for SS Sleeve	1		ea.	
11325	½" & ¾" Combo Standard Press Tool for SS Sleeve	1		ea.	
11328	1" Standard Press Tool for SS Sleeve	1		ea.	
11335	1-¼" Standard Press Tool for SS Sleeve	1		ea.	
11341	1-½" Standard Press Tool for SS Sleeve	1		ea.	



Angle Press Tool for Stainless Steel Sleeves 11400 Series

Designed to create a watertight seal in tight spaces, the Angle Press Sleeve Tool's head at a 90° angle to the toggle action handle. Easy to load and simple to press, the pressed stainless steel sleeve provides a finished appearance on the transition from the end of the PEX to the insert fitting.

Stk#	Description	Pkg Qty	Carton Qty	Unit	List Price / Unit
11405	½" Angled Press Tool for SS Sleeve (for tight spaces)	1		ea.	
11422	¾" Angled Press Tool for SS Sleeve (for tight spaces)	1		ea.	



Confined Space Press Tool for Stainless Steel Sleeves Stk# 11430 Series

The new Confined Space Press Tool is designed for one or two handed pressing and its unique design and expanded utility showcase HeatLink's focus on listening to the needs of customers and developing effective solutions for challenging situations. The Confined Space Tool is perfect for use in tight spaces where HPP Multiport Tees are used. It incorporates a "W" press profile for visual identification of an effective press and the handles can be opened in narrow spaces. The new tool is also smaller and lighter than the 11300 series press tools.

	Stk#	Description	Pkg Qty	Carton Qty	Unit	List Price / Unit
New!	11433	½" Confined Space Press Tool	1	20	ea.	
New!	11434	¾" Confined Space Press Tool	1	20	ea.	



Confined Space Press Tool for Stainless Steel Sleeves Stk# 11435

The Confined Space Press Tool comes with interchangeable collars for ½", ¾" and 1" PEX tubing. Adjustable lever allows for easier pressing with multiple squeezes. Comes with storage case.

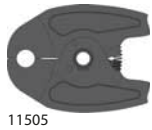
	Stk#	Description	Pkg Qty	Carton Qty	Unit	List Price / Unit
Dec 2014	11435	3-in-1 Confined Space Press Tool with Case	1		ea.	



Slim-line Power Press Tool Stk# 11500

The Slim-line Power Press Tool is a battery powered hydraulic pressing tool for up to 1-½" SS press sleeves. Comes with one 18V 1.3Ah Li-ion battery, battery charger, and hard plastic case. Jaws for the Power Press Tool are sold separately.

	Stk#	Description	Pkg Qty	Carton Qty	Unit	List Price / Unit
New!	11500	Slim-line Power Press Tool	1		ea.	



Jaws for Slim-line Power Press Tool 11500 Series

Jaws for use with the Slim-line Power Press Tool (#11500).

Compatible with the following third-party tools:

- Nibco PC-20M Mini
- Nibco PC-10M Mini
- Rothenberger Compact

May be compatible with other third-party tools, please contact your local representative to confirm.

	Stk#	Description	Pkg Qty	Carton Qty	Unit	List Price / Unit
New!	11505	½" Jaws for Slim-line Power Press Tool	1		ea.	
New!	11522	¾" Jaws For Slim-line Power Press Tool	1		ea.	
New!	11528	1" Jaws for Slim-line Power Press Tool	1		ea.	
New!	11535	1-¼" Jaws for Slim-line Power Press Tool	1		ea.	
New!	11541	1-½" Jaws for Slim-line Power Press Tool	1		ea.	
TBA*	11554	2" Jaws for Slim-line Power Press Tool	1		ea.	

USB Diagnostic Tool for Power Press Tool Stk# 11591



Test and monitor the quality of presses to verify and record for your customers a work-related proof of quality.

The Slim-line Power Press Tool records performance parameters such as the number of presses, and current consumption in Ah or hours of operation. The USB Diagnostic Tool along with the software, can transmit this data to a computer where it can be organized and printed in an easy to analyze form. User errors such as an early stoppage and retract of the hydraulic system or other sources of defect which may prevent a correct press will be indicated.

	Stk#	Description	Pkg Qty	Carton Qty	Unit	List Price / Unit
New!	11591	USB Diagnostic Tool for Power Press Tool	1		ea.	

* Check with your local representative for availability.



11628



11654
















Jaws for Power Press Tool with Pistol Grip 11600 Series

Jaws compatible with the following third-party tools:











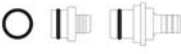


- Nibco PC-280
- Nibco PC-100
- Ridgid 320-E
- Ridgid RP330-B
- Ridgid CT400
- Ridgid RP330-C
- Ridgid RP340

May be compatible with other third-party tools, please contact your local representative to confirm.

	Stk#	Description	Pkg Qty	Carton Qty	Unit	List Price / Unit
New!*	11605	½" Jaws for Power Press Tool with Pistol Grip	1		ea.	
New!*	11622	¾" Jaws for Power Press Tool with Pistol Grip	1		ea.	
New!*	11628	1" Jaws for Power Press Tool with Pistol Grip	1		ea.	
New!*	11635	1-¼" Jaws for Power Press Tool with Pistol Grip	1		ea.	
New!*	11641	1-½" Jaws for Power Press Tool with Pistol Grip	1		ea.	
New!*	11654	2" Jaws for Power Press Tool with Pistol Grip	1		ea.	

	Stk#	Description	Pkg Qty	CAD List Price
TwistSeal® (55mm) Manifold				
	78401	TwistSeal® Deluxe (55mm) Zone Valve Supply Module <small>(c/w o-ring)</small>	1 ea.	
	78402	TwistSeal® Deluxe (55mm) Balancing Return Module <small>(c/w o-ring)</small>	1 ea.	
	78411	TwistSeal® (55mm) Zone Valve Replacement Cartridge c/w O-ring	1 ea.	
	78911	TwistSeal® (55mm) Zone Valve Upgrade Assembly	1 ea.	
	78912	TwistSeal® (55mm) Balance Valve Assembly	1 ea.	
	78924	O-ring for TwistSeal® (55mm) Manifold Module	5 ea.	
	79901	TwistSeal® (55mm) Closed End Cap <small>Self-sealing end piece which closes manifold.</small>	1 ea.	
	79902	1" TwistSeal® (55mm) Supply End Connection <small>Self-sealing end-piece with 1" FNPT brass insert. (c/w o-ring).</small>	1 ea.	
	79904	1-1/2" TwistSeal® (55mm) Supply End Connection <small>Self-sealing end-piece with 1-1/2" MNPT brass insert. (c/w o-ring).</small>	1 ea.	
	79908	TwistSeal® (55mm) Cross Tee	1 ea.	
TwistSeal® Mini (40mm) Manifold				
	78210	TwistSeal® Mini Deluxe (40mm) Zone Valve Supply Module <small>The supply module (c/w o-ring) provides on/off manual control to allow isolation of individual loops.</small>	1 ea.	
	78211	TwistSeal® Mini Deluxe (40mm) Balancing Return Module <small>The return module (c/w o-ring) permits balancing of the flow rate.</small>	1 ea.	
	78212	TwistSeal® Mini (40mm) Valveless Module <small>The valveless module (c/w o-ring) can be field equipped with shut-off assembly (#78811).</small>	1 ea.	
	78221	TwistSeal® Mini (40mm) Zone Valve Replacement Cartridge c/w O-ring <small>For TwistSeal® Mini (40 mm) shut-off modules.</small>	1 ea.	
	78311	TwistSeal® Mini Zone Valve Replacement Cartridge for Multipoint Modules	1 ea.	



* Check with your local representative for availability.
** Lead time may vary. Call to confirm time line.

	Stk#	Description	Pkg Qty	CAD List Price
	78312	TwistSeal® Mini Flow Meter Replacement Cartridge for 78300 Modules	1 ea.	
	78811	TwistSeal® Mini (40mm) Zone Valve Upgrade Assembly For TwistSeal® Mini (40 mm) modules.	1 ea.	
	78812	TwistSeal® Mini (40mm) Balance Valve Assembly For TwistSeal® Mini (40 mm) modules.	1 ea.	
	78923	O-ring for TwistSeal® Mini (40mm) & EasyFit™ Manifold Modules	5 ea.	
	79801	TwistSeal® Mini (40mm) Closed End Cap Self-sealing end-piece which closes manifold.	1 ea.	
	79808	TwistSeal® Mini (40mm) Cross Tee c/w O-ring (c/w o-ring)	1 ea.	
	79815	1" TwistSeal® Mini (40mm) Union Cross Tee End Connection (c/w o-ring)	1 ea.	
	79942	Pair Thermometers for TwistSeal® Mini Union Cross Tee End Connection	1 pair	
	79953	Red Rubber Gasket for 1" Union End Connection (40mm) Air Tests	1 pair	
	79954	Gasket for TwistSeal® Mini (40mm) 1" Union Supply End Connection	1 pair	
	22196	1" MNPT Supply End Connection Self-sealing end-piece with 1" MNPT brass insert (c/w o-ring).	1 ea.	
TwistSeal® (40 & 55mm) Manifold				
	77729	O-ring for PEX to TwistSeal® Manifold Connector For use with #77000 Series & #23000 Series.	10 ea.	
	78902	Plastic Nut for TwistSeal® Manifold Modules Plastic nut used to tighten pipe to manifold connectors to manifold.	1 ea.	
	78903	Plastic Nut for TwistSeal® Manifold Modules and 3/4" PEX	1 ea.	
	78904	Shut-off Cap TwistSeal® - Red	1 ea.	












* Check with your local representative for availability.
** Lead time may vary. Call to confirm time line.

	Stk#	Description	Pkg Qty	CAD List Price
	78905	TwistSeal® Zone Actuator Base (40mm & 55mm)	1 ea.	
	78906	Balancing Valve Cap with Clip for TwistSeal® Manifold	1 ea.	
	78921	O-ring for TwistSeal® Valve Insert (40 & 55mm)	5 ea.	
	78922	O-ring for TwistSeal® Balancing Shaft - 6x2mm (Cone Side)	5 ea.	
	79911	1/2" Cross Tee Plug For use with Cross Tee, comes complete with o-ring.	1 ea.	
	79930	Metal Hose Bib System can easily be charged at manifold location. For use with the Cross Tee.	1 ea.	
	79931	Manual Air Vent Used for manually removing air from system. For use with the Cross Tee.	1 ea.	
	79932	Metal Automatic Air Vent Automatically removes air from system. For use with Cross Tee.	1 ea.	
	79933	Manual Air Vent Key - 5mm Square, Blue Opens the manual air vent (#79931).	1 ea.	
	79934	Plastic Hose Bib System can easily be charged at manifold location. For use with the Cross Tee.	1 ea.	
	79936	Plastic Automatic Air Vent Automatically removes air from system. For use with Cross Tee.	1 ea.	
	79940	Pair Thermometers c/w Well for TwistSeal® Manifolds	1 pair	
	79955	O-ring for 1/2" Cross Tee Accessories	5 ea.	
EasyFit™ Manifold				
	22111	Compression Stop Tee Valve Assembly c/w O-ring	1 ea.	
	22095	1/2" EasyFit™ Nut	1 ea.	

* Check with your local representative for availability.
** Lead time may vary. Call to confirm time line.

	Stk#	Description	Pkg Qty	CAD List Price
	22092	3/4" EasyFit™ Nut	1 ea.	
1-1/4" Stainless Steel Manifold				
	76101	Mounting Bracket for SS Manifold - <i>New!</i>	1 ea.	
	76191	Hose Nozzle for SS Manifold	1 ea.	
	76192	1" NPT Adapter for SS Manifold	1 ea.	
	76911	Zone Valve Insert for 1-1/4" SS Manifold (Return)	1 ea.	
	76912	Balancing Valve Insert for High Flow SS Manifold (Supply)	1 ea.	
	76916	Flow Meter Valve Insert (0-1.5 USgpm Lock Nut) for 1-1/4" SS Mfd (Sup.) <small>Only compatible with #76918 Manifold Connector Base.</small>	1 ea.	
	76917	Flow Meter Valve Insert (0-6 L/min) for 1-1/4" SS Manifold (New Design) - <i>New!</i>	1 ea.	
	76918	Connector Base for 1-1/4" SS Manifold (Flow Meter w/Lock Nut) <small>Only compatible with #76916 Flow Meter with Lock Nut.</small>	1 ea.	
	76919	Connector Base for 1-1/4" SS Manifold <small>Not compatible with #76916 Flow Meter with Lock Nut.</small>	1 ea.	
	76922	1" Ball Valve Set for 1-1/4" SS Manifold	1 set	
	76924	O-ring for 1-1/4" SS Manifold Coupling and End Connections	10 ea.	
	76925	Black Shut-off Cap for 1-1/4" SS Manifold	1 ea.	
	76930	Hose Bib for 1-1/4" SS Manifold	1 ea.	
	76936	Pressure Bypass for 1-1/4" SS Manifold (requires 77105 & PEX)	1 ea.	






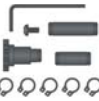









* Check with your local representative for availability.
** Lead time may vary. Call to confirm time line.

	Stk#	Description	Pkg Qty	CAD List Price
	77739	O-ring for PEX to 1-1/4" SS Manifold Connector	10 ea.	
2" Stainless Steel Manifold				
	76680	O-ring for 2" SS Manifold, Closed End, and Open End Adapters - <i>New!</i>	1 ea.	
OEM Manifold				
	78021	O-ring for Shut-off Valve Insert for 78100 Modules - <i>Special Order**</i>	5 ea.	
	78111	Zone Valve Replacement Cartridge for 78100 Manifold - <i>Special Order**</i>	1 ea.	
	78112	Balancing Valve Replacement Cartridge for 78100 Manifold - <i>Special Order**</i>	1 ea.	
Housings				
	71901	Key Lock for Manifold Housing Door <small>For 71300, 71500, and 71600 series housings.</small>	1 ea.	
Valves - 4-Way Mixing				
	58150	Mixing Valve Motor for 1-1/2" and 2" Valves - <i>While Supplies Last</i>	1 ea.	
Valves				
	62816	Zone Valve Insert 1/2" (Blue Cap)	1 ea.	
	62916	Radiator Valve Insert 1/2" (Black Cap)	1 ea.	
	62920	Radiator Valve Insert 3/4" (Black Cap)	1 ea.	
	62925	Zone Valve Insert 1" (Black Cap)	1 ea.	
	62930	Zone Valve Insert 1-1/4" (Black Cap) and 3/4" (Blue Cap)	1 ea.	
	64830	1" & 1-1/4" 4-way Mixing Valve Repair Kit (v2 Valves) <small>For 64025 and 64030 4-way mixing valves.</small>	1 ea.	
	64930	1" & 1-1/4" 4-way Mixing Valve Repair kit (v1, Thermomix)	1 ea.	

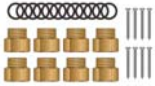













* Check with your local representative for availability.
** Lead time may vary. Call to confirm time line.

	Stk#	Description	Pkg Qty	CAD List Price
	64931	Pressure Activated Bypass for Mixing Block 64331	1 ea.	
	64950	1-1/2" & 2" 4-way Cast Iron Mixing Valve Repair Kit For 3-way v1 and 4-way v1 mixing valves.	1 ea.	
Mixing Valve Motors				
	58052	Plastic Mixing Valve Motor Coupling for 1" - 2" 4-way Valves (Thermomix)	1 ea.	
	58850	Accessory Pack #58150 v2 Mounted on Black Cast Iron Mixing Valve	1 ea.	
	58930	Acc. Pack #58130 v3 and 58150 v2 Mounted Brass Mixing Valve	1 ea.	
	58950	Accessory Pack for #58150 v1 (Rectangle, SM5)	1 ea.	
Actuators				
	56081	Zone Valve Ring for 56201 and 56231 Actuator	1 ea.	
	56090	TwistSeal [®] Manifold Actuator Ring - <i>While Supplies Last</i>	1 ea.	
	56091	Valve Actuator Ring	1 ea.	
Thermostats				
	45813	1A Time Delay (Slow Blow) 5x20mm Glass Fuse for 46100 Series Thermostats	1 ea.	
StatLink[®]				
	43404	StatLink 5 Wire to Conventional Wire Adapter	1 ea.	
	45822	2A Medium Lag (Med. Blow) 5x20mm Glass Fuse for 40190 - <i>While Supplies Last</i>	1 pair	
	45825	2.5A Time Delay (Slow Blow) 5x20mm Glass Fuse for 40226	1 pair	
Sensors				
	30070	Outdoor Sensor (10K)	1 ea.	




* Check with your local representative for availability.
** Lead time may vary. Call to confirm time line.

	Stk#	Description	Pkg Qty	CAD List Price
Tools				
	10091	Dispenser Pin Set For Narrow PEX Coils - While Supplies Last	1 set	
	10092	Dispenser Pin Set For Large PEX Coils - While Supplies Last	1 set	
	11438	E-Clips for Confined Space Tools (12 per bag) - New!	1 ea.	
	11439	Rebuild Kit for Confined Space Tool - New!	1 ea.	
	11901	Replacement Retaining Rings for Press Tools	1 ea.	
	11902	Rebuild Kit for Straight 1/2" & 3/4" Press Tools	1 ea.	
	11903	Rebuild Kit for 1", 1-1/4" Angle, Straight and Combo Press Tools	1 ea.	
Water Quality				
	02191	O-Ring for the Side Stream Filter	1 ea.	
Mechanical Room in a Box				
	WHTWSH34	3/4" Nitrile Washer for Panels	5 ea.	
	NTRWSH1	1" Nitrile Washer for Panels	5 ea.	
	BRAADA1F34MBS	3/4" MBSP x 1" FNPT Adapter	1 ea.	
	BRAADA1MG1F	1" MBSP x 1" FNPT Adapter	1 ea.	
	BRAADA341SW	Brass Adapter 3/4" x 1" Swivel	1 ea.	
	BRAADA34MG34F	3/4" MBSP x 3/4" FNPT Adapter	1 ea.	
	ACCCDP2	Accessory Pack for CDP200 Panel	1 ea.	











* Check with your local representative for availability.
** Lead time may vary. Call to confirm time line.

	Stk#	Description	Pkg Qty	CAD List Price
	ACCCDP2225	Accessory Pack for CDP220, CDP250, and CDP310 Panels	1 ea.	
	ACCCDP2225M	Accessory Pack for CDP220M/250M Panels	1 ea.	
	ACCHEPSOL	Accessory Pack for HEP and SOL Panels	1 ea.	
	ACCSSLRG	Accessory Pack for SSP and SST Panels with Large Pump	1 ea.	
	ACCSSSML	Accessory Pack for SSP and SST Panels with Small Pump	1 ea.	
	ACCTMP04	Accessory Pack for TMP040 and WHP130 Panels	1 ea.	
	ACCTMP07	Accessory Pack for TMP070 and TMP070Z Panels	1 ea.	
	ACCTMPD	Accessory Pack for TMP085 and TMP200DT Panels	1 ea.	
	ACCTWH	Accessory Pack for TWH Panels	1 ea.	
	PWRB1R2	Power Box for TMP040/070, SMP, ZMP, ELB and old SSP/SST	1 ea.	
	PWRB4AR2	Power Box for TMP085DP, 200DT	1 ea.	
	PWRB5R2	Power Box for TMP070Z, TWH070Z, TWH070XPZ	1 ea.	
	PWRB6R2	Power Box for CDP Panels Compatible with Rev 2 (R2) CDP panels.	1 ea.	
	PWRB7R2	Power Box for HEP, TWH (except Z) Compatible with FLWSWTCH. Not compatible with HEPPS.	1 ea.	
	PWRB7R2-WHP	Power Box for WHP Panels Compatible with FLWSWTCH. Not compatible with HEPPS.	1 ea.	
	PWRB2TH	Power Box 2-Terminal Header	5 ea.	

* Check with your local representative for availability.
** Lead time may vary. Call to confirm time line.

	Stk#	Description	Pkg Qty	CAD List Price
	PWRB3TH	Power Box 3-Terminal Header	5 ea.	
	PLINTR20VA	24Vac 20VA Plug-In Transformer for Panels <small>For CDP panels.</small>	1 ea.	
	PLINTR40VA	24Vac 40VA Plug-in Transformer for Panels <small>For TMP070Z panel.</small>	1 ea.	
	CDPACT	CDP Actuator for Distribution Header	1 ea.	
	ECL302	ECL 302 Control 24V for SMP Panels	1 ea.	
	ESM10	ESM -10 Outdoor & Room Sensor for Snow Melt Panels	1 ea.	
	ESM11	ESM-11 Supply Sensor for SMP Panels	1 ea.	
	HTEX3812	3x8x12 Plate Heat Exchanger <small>For HEP025 panel.</small>	1 ea.	
	HTEX3820	3x8x20 Plate Heat Exchanger <small>For SOL080, SMP105, SMP250, SMP335 and panels.</small>	1 ea.	
	HTEX3830	3x8x30 Plate Heat Exchanger <small>For HEP080, HEP095, and SMP425 panels.</small>	1 ea.	
	BRAVLV1G-3WMX	1" 3-way Rotary Valve Body DN20 G 1" Connection "G" Thread <small>For CDP310 panels.</small>	1 ea.	
	BRAVLV12-30MRUN	3/4" 3-way Thermostatic Mixing Valve <small>For TMP040 panel.</small>	1 ea.	
	PG14NPT25160	Economy Pressure Guage 0-60psi/kPa - 2-1/2" Dial 1/4" NPT Bottom <small>For SMP and PSP panels.</small>	1 ea.	
	PG14NPT260	Pressure Gauge for HEP and SOL Panels	1 ea.	
	CHVLV20	Check Valve for UPS15-58 Pump	1 ea.	
	PUMP1558	UPS15-58RU Composite 115V Pump	1 ea.	

* Check with your local representative for availability.
** Lead time may vary. Call to confirm time line.

	Stk#	Description	Pkg Qty	CAD List Price
	PUMP2699	UPS26-99FC 115V Cast Iron Pump	1 ea.	
	PUMP2699BR	UPS26-99BFC 115V Bronze Pump	1 ea.	
ELBP Panels				
	AHP5500W240ELE	AHS 5500W-240V Element for ELBP - <i>New!</i>	1 ea.	
	AHPAHSPCB140F	AHS PCB Board - 140F for ELBP - <i>New!</i>	1 ea.	
	AHPAHSFLOWSENSOR	AHS - Flow Sensor for ELBP - <i>New!</i>	1 ea.	
	AHPAHSINLETSCREEN	AHS - Inlet Screen for ELBP - <i>New!</i>	1 ea.	
	AHPAHSINLETTESEN	AHS Inlet Temp Sensor for ELBP - <i>New!</i>	1 ea.	
	AHPAHSOUTLETTESEN	AHS Outlet Temp Sensor for ELBP - <i>New!</i>	1 ea.	
	AHPAHSRELAYFUSE	AHS Relay Fuse for ELBP - <i>New!</i>	1 ea.	
	AHPAHSTRIACLG	AHS Triac Set - Large for ELBP - <i>New!</i>	1 ea.	
	AHPAHSTRIACME	AHS Triac Set - Medium for ELBP - <i>New!</i>	1 ea.	
SMP Panels				
	DRVWSNS	Driveway Sensor for Copper SMP Panels	1 ea.	

* Check with your local representative for availability.
** Lead time may vary. Call to confirm time line.

Stk#	Description	Status	List Price / Unit	Pg.
11901	Replacement Retaining Rings for Press Tools			156
11902	Rebuild Kit for Straight 1/2" & 3/4" Press Tools			156
11903	Rebuild Kit for 1", 1-1/4" Angle, Straight and Combo Press Tools			156
12005	1/2" J-Clip			141
12022	3/4" J-Clip			141
12028	1" J-Clip			141
13203	3 Port Single Row, 3/4" PEX x Closed End HPP Multipoint Tee			125
13204	4 Port Single Row, 3/4" PEX x Closed End HPP Multipoint Tee			125
13206	6 Port Single Row, 3/4" PEX x Closed End HPP Multipoint Tee			125
13208	8 Port Single Row, 3/4" PEX x Closed End HPP Multipoint Tee			125
13806	6 Port Single Row, 1" PEX x Closed End HPP Multipoint Tee			125
13808	8 Port Single Row, 1" PEX x Closed End HPP Multipoint Tee			125
13833	6 Port Opposing Rows, 1" PEX x Closed End HPP Multipoint Tee			125
13844	8 Port Opposing Rows, 1" PEX x Closed End HPP Multipoint Tee			125
14203	3 Port Single Row, 3/4" PEX x 3/4" PEX Flow Through HPP Multipoint Tee			125
14204	4 Port Single Row, 3/4" PEX x 3/4" PEX Flow Through HPP Multipoint Tee			125
14233	6 Port Opposing Rows, 3/4" PEX x 3/4" PEX Flow Through HPP Multipoint Tee			125
14244	8 Port Opposing Rows, 3/4" PEX x 3/4" PEX Flow Through HPP Multipoint Tee			125
14703	3 Port Single Row, 1" PEX x 3/4" PEX Flow Through HPP Multipoint Tee			125
14704	4 Port Single Row, 1" PEX x 3/4" PEX Flow Through HPP Multipoint Tee			125
14706	6 Port Single Row, 1" PEX x 3/4" PEX Flow Through HPP Multipoint Tee			125
14708	8 Port Single Row, 1" PEX x 3/4" PEX Flow Through HPP Multipoint Tee			125
14733	6 Port Opposing Rows, 1" PEX x 3/4" PEX Flow Through HPP Multipoint Tee			125
14744	8 Port Opposing Rows, 1" PEX x 3/4" PEX Flow Through HPP Multipoint Tee			125
15005	1/2" PEX HPP Plug			137
15022	3/4" PEX HPP Plug			137
15028	1" PEX HPP Plug			137
16222	3/4" x 3/4" x 3/4" PEX HPP Tee			136
16225	3/4" x 3/4" x 1/2" PEX HPP Tee			136
16228	3/4" x 3/4" x 1" PEX HPP Tee			136

* Check with your local representative for availability.
** Lead time may vary. Call to confirm time line.

Stk#	Description	Status	List Price / Unit	Pg.
00412	HeatLink Preventative Maintenance Water Analysis (requires ws62)			57
01020	Molybdenum Test Kit			57
01205	1L Corrosion Inhibitor (Molybdate Based)			56
01311	1L Purging Compound (Pre & Post Operational Cleaner)			56
01321	1L Postoperational Filtration Cleaner			56
02125	1" Side Stream Filter			58
02191	O-Ring for the Side Stream Filter			156
10000	Deluxe PEX Tubing Dispenser	Discontinued		
10003	Basic PEX Tubing Dispenser w/ Carrying Bag			144
10091	Dispenser Pin Set For Narrow PEX Coils	WSL		156
10092	Dispenser Pin Set For Large PEX Coils	WSL		156
10100	HeatLink® PEX Tubing Cutters			144
10230	HeatLink® Deluxe Staple Gun			143
11252	1/2" and 3/4" EasyFit™ Wrench			145
11305	1/2" Standard Press Tool for SS Sleeve			146
11322	3/4" Standard Press Tool for SS Sleeve			146
11325	1/2" & 3/4" Combo Standard Press Tool for SS Sleeve			146
11328	1" Standard Press Tool for SS Sleeve			146
11335	1-1/4" Standard Press Tool for SS Sleeve			146
11341	1-1/2" Standard Press Tool for SS Sleeve			146
11405	1/2" Angled Press Tool for SS Sleeve (for tight spaces)			146
11422	3/4" Angled Press Tool for SS Sleeve (for tight spaces)			146
11433	1/2" Confined Space Press Tool	New!		147
11434	3/4" Confined Space Press Tool	New!		147
11435	3-in-1 Confined Space Press Tool with Case	New!*		147
11438	E-Clips for Confined Space Tools (12 per bag)	New!		156
11439	Rebuild Kit for Confined Space Tool	New!		156
11500	Slim-line Power Press Tool	New!		148
11505	1/2" Jaws for Slim-line Power Press Tool	New!		148
11522	3/4" Jaws For Slim-line Power Press Tool	New!		148
11528	1" Jaws for Slim-line Power Press Tool	New!		148
11535	1-1/4" Jaws for Slim-line Power Press Tool	New!		148
11541	1-1/2" Jaws for Slim-line Power Press Tool	New!		148
11554	2" Jaws for Slim-line Power Press Tool	TBA*		148
11591	USB Diagnostic Tool for Power Press Tool	New!		148
11605	1/2" Jaws for Power Press Tool with Pistol Grip	New!*		149
11622	3/4" Jaws for Power Press Tool with Pistol Grip	New!*		149
11628	1" Jaws for Power Press Tool with Pistol Grip	New!*		149
11635	1-1/4" Jaws for Power Press Tool with Pistol Grip	New!*		149
11641	1-1/2" Jaws for Power Press Tool with Pistol Grip	New!*		149
11654	2" Jaws for Power Press Tool with Pistol Grip	New!*		149

Stk#	Description	Status	List Price / Unit	Pg.
20235	1-1/4" 5x20ft PureLink® Plus UV Stabilized PEX-a Tubing			119
20245	1-1/2" 5x20ft PureLink® Plus UV Stabilized PEX-a Tubing			119
20254	2" 5x20ft PureLink® Plus UV Stabilized PEX-a Tubing	New!		119
20305	1/2" 300ft Blue PureLink® Plus UV Stabilized PEX-a Tubing			7, 117
20322	3/4" 300ft Blue PureLink® Plus UV Stabilized PEX-a Tubing			7, 117
20328	1" 300ft Blue PureLink® Plus UV Stabilized PEX-a Tubing			7, 117
20335	1-1/4" 300ft PureLink® Plus UV Stabilized PEX-a Tubing			119
20345	1-1/2" 300ft PureLink® Plus UV Stabilized PEX-a Tubing			119
20354	2" 300ft PureLink® Plus UV Stabilized PEX-a Tubing	New!		119
20405	1/2" 25x12ft Blue PureLink® Plus UV Stabilized PEX-a Tubing	New!		117
20422	3/4" 10x12ft Blue PureLink® Plus UV Stabilized PEX-a Tubing	New!		117
20428	1" 5x12ft Blue PureLink® Plus UV Stabilized PEX-a Tubing	New!		117
20435	1-1/4" 5x12ft PureLink® Plus UV Stabilized PEX-a Tubing	New!		119
20505	1/2" 500ft Blue PureLink® Plus UV Stabilized PEX-a Tubing			7, 117
20522	3/4" 500ft Blue PureLink® Plus UV Stabilized PEX-a Tubing			7, 117
20905	1/2" 1000ft Blue PureLink® Plus UV Stabilized PEX-a Tubing			7, 117
20922	3/4" 1000ft Blue PureLink® Plus UV Stabilized PEX-a Tubing			7, 117
21105	1/2" 100ft Red PureLink® Plus UV Stabilized PEX-a PexCube			118
21122	3/4" 100ft Red PureLink® Plus UV Stabilized PEX-a PexCube			118
21128	1" 100ft Red PureLink® Plus UV Stabilized PEX-a Tubing			118
21135	1-1/4" 100ft Red PureLink® Plus UV Stabilized PEX-a Tubing	Discontinued; see 20135		
21145	1-1/2" 100ft Red PureLink® Plus UV Stabilized PEX-a Tubing	Discontinued; see 20145		
21205	1/2" 20x20ft Red PureLink® Plus UV Stabilized PEX-a Tubing			118
21222	3/4" 10x20ft Red PureLink® Plus UV Stabilized PEX-a Tubing			118
21228	1" 5x20ft Red PureLink® Plus UV Stabilized PEX-a Tubing			118
21235	1-1/4" 5x20ft Red PureLink® Plus UV Stabilized PEX-a Tubing	Discontinued; see 20235		

Stk#	Description	Status	List Price / Unit	Pg.
16252	3/4" x 1/2" x 3/4" PEX HPP Tee			136
16255	3/4" x 1/2" x 1/2" PEX HPP Tee			136
16552	1/2" x 1/2" x 3/4" PEX HPP Tee			136
16555	1/2" x 1/2" x 1/2" PEX HPP Tee			136
16822	1" x 3/4" x 3/4" PEX HPP Tee			136
16828	1" x 3/4" x 1" PEX HPP Tee			136
16882	1" x 1" x 3/4" PEX HPP Tee			136
16885	1" x 1" x 1/2" PEX HPP Tee			136
16888	1" x 1" x 1" PEX HPP Tee			136
17505	1/2" PEX x 1/2" MNPT HPP Adapter			133
17522	3/4" PEX x 3/4" MNPT HPP Adapter			133
17525	3/4" PEX x 1/2" MNPT HPP Adapter			133
17552	1/2" PEX x 3/4" MNPT HPP Adapter			133
17705	1/2" PEX x Ballcock/Closet FNPT Swivel HPP Adapter			132
17722	3/4" PEX x 3/4" FNPT Swivel HPP Adapter			132
17755	1/2" PEX x 1/2" FNPT Swivel HPP Adapter			132
18005	1/2" x 1/2" PEX HPP Elbow			129
18022	3/4" x 3/4" PEX HPP Elbow			129
18028	1" x 1" PEX HPP Elbow			129
18225	3/4" x 1/2" PEX HPP Elbow			129
18505	1/2" PEX x 1/2" MNPT HPP Elbow			130
18551	1/2" PEX x 3/8" MNPT HPP Dishwasher Elbow			130
18605	1/2" PEX x 1/2" FNPT HPP Swivel Elbow			132
19005	1/2" x 1/2" PEX HPP Coupling			128
19022	3/4" x 3/4" PEX HPP Coupling			128
19028	1" x 1" PEX HPP Coupling			128
19225	3/4" x 1/2" PEX HPP Coupling			128
19282	1" x 3/4" PEX HPP Coupling			128
20105	1/2" 100ft Blue PureLink® Plus UV Stabilized PEX-a PexCube™			117
20122	3/4" 100ft Blue PureLink® Plus UV Stabilized PEX-a PexCube™			117
20128	1" 100ft Blue PureLink® Plus UV Stabilized PEX-a Tubing			7, 117
20135	1-1/4" 100ft PureLink® Plus UV Stabilized PEX-a Tubing			119
20145	1-1/2" 100ft PureLink® Plus UV Stabilized PEX-a Tubing			119
20154	2" 100ft PureLink® Plus UV Stabilized PEX-a Tubing	New!		119
20205	1/2" 20x20ft Blue PureLink® Plus UV Stabilized PEX-a Tubing			117
20222	3/4" 10x20ft Blue PureLink® Plus UV Stabilized PEX-a Tubing			117
20228	1" 5x20ft Blue PureLink® Plus UV Stabilized PEX-a Tubing			117

* Check with your local representative for availability.
** Lead time may vary. Call to confirm time line.

Stk#	Description	Status	List Price / Unit	Pg.	Stk#	Description	Status	List Price / Unit	Pg.
21245	1-1/2" 5x20ft Red PureLink® Plus UV Stabilized PEX-a Tubing	Discontinued; see 20245			22508	8x 1/2" PEX Branch, 3/4" PEX x Spin Closed 1" Trunk Cu Man.	Discontinued; see 13208		
21305	1/2" 300ft Red PureLink® Plus UV Stabilized PEX-a Tubing		118		22509	9x 1/2" PEX Branch, 3/4" PEX x Spin Closed 1" Trunk Cu Man.	Discontinued		
21322	3/4" 300ft Red PureLink® Plus UV Stabilized PEX-a Tubing		118		22510	10x 1/2" PEX Branch, 3/4" PEX x Spin Closed 1" Trunk Cu Man.	Discontinued		
21328	1" 300ft Red PureLink® Plus UV Stabilized PEX-a Tubing		118		22603	3x 1/2" PEX Branch, 3/4" PEX x 3/4" PEX 1" Trunk Cu Man.	Discontinued; see 14203		
21335	1-1/4" 300ft Red PureLink® Plus UV Stabilized PEX-a Tubing	Discontinued; see 20335			22604	4x 1/2" PEX Branch, 3/4" PEX x 3/4" PEX 1" Trunk Cu Man.	Discontinued; see 14204		
21345	1-1/2" 300ft Red PureLink® Plus UV Stabilized PEX-a Tubing	Discontinued; see 20345			22605	5x 1/2" PEX Branch, 3/4" PEX x 3/4" PEX 1" Trunk Cu Man.	Discontinued; see 14706		
21405	1/2" 25x12ft Red PureLink® Plus UV Stabilized PEX-a Tubing	New!	118		22606	6x 1/2" PEX Branch, 3/4" PEX x 3/4" PEX 1" Trunk Cu Man.	Discontinued; see 14706		
21422	3/4" 10x12ft Red PureLink® Plus UV Stabilized PEX-a Tubing	New!	118		23015	1/2" PEX Insert Manifold Connector		14, 124	
21505	1/2" 500ft Red PureLink® Plus UV Stabilized PEX-a Tubing		118		23032	3/4" PEX Insert Manifold Connector c/w Nut		14, 124	
21522	3/4" 500ft Red PureLink® Plus UV Stabilized PEX-a Tubing		118		23055	1/2" EasyFit™ Outlet Cap with O-ring		124	
21905	1/2" 1000ft Red PureLink® Plus UV Stabilized PEX-a Tubing		118		23405	1/2" PEX x 1/2" M/Sweat Straight Ball Valve	Discontinued; see 23405NL		
21922	3/4" 1000ft Red PureLink® Plus UV Stabilized PEX-a Tubing	WSL	118		23405NL	1/2" PEX x 1/2" No Lead M/Sweat Straight Ball Valve	New!	139	
22001	Compression Stop Tee		122		23422	3/4" PEX x 3/4" MNPT Straight Ball Valve	Discontinued; see 23422NL		
22002	EasyFit™ 2-Port Tee		122		23422NL	3/4" PEX x 3/4" MNPT No Lead Straight Ball Valve	New!	139	
22003	EasyFit™ 3-Port Tee		122		23505	1/2" PEX x 3/8" O.D. Plated Straight Ball Valve	Discontinued; see 23505NL		
22092	3/4" EasyFit™ Nut		153		23505NL	1/2" PEX x 3/8" O.D. No Lead Brass Plated Straight Ball Valve		138	
22095	1/2" EasyFit™ Nut		152		23605	1/2" PEX x 3/8" O.D. Plated Angle Ball Valve	Discontinued; see 23605NL		
22111	Compression Stop Tee Valve Assembly c/w O-ring		152		23605NL	1/2" PEX x 3/8" O.D. No Lead Brass Plated Angle Ball Valve		138	
22121	EasyFit™ Single Mounting Bracket		122		23705	1/2" PEX Straight Ball Valve	Discontinued; see 23705NL		
22180	Red Shut-off Cap		123		23705NL	3/4" PEX Straight Ball Valve		138	
22181	Blue Shut-off Cap		123		23722	3/4" PEX Straight Ball Valve	Discontinued; see 23722NL		
22191	3/4" FNPT Supply End Connection	Discontinued			23722NL	3/4" PEX Straight No Lead Brass Ball Valve		138	
22193	1/2" EasyFit™ Supply End Connection		123		23772	3/4" PEX Straight No Lead Brass Ball Valve	Discontinued; see 23772NL		
22194	3/4" EasyFit™ Supply End Connection		123		23772NL	3/4" PEX Stop and Waste Valve		139	
22195	3/4" EasyFit™ Run End Connection		123		23772NL	3/4" PEX No Lead Stop and Waste Valve	New!	139	
22196	1" Supply End Connection		151		23775	1/2" PEX Stop and Waste Valve	Discontinued; see 23775NL		
22199	1" MNPT Supply End Connection		123		23775NL	1/2" PEX No Lead Stop and Waste Valve	New!	139	
22503	EasyFit™ Manifold Closed End Cap				23905	1/2" PEX x 1/4" O.D. Straight Ball Valve	Discontinued; see 23905NL		
22503	3x 1/2" PEX Branch, 3/4" PEX x Spin Closed 1" Trunk Cu Man.	Discontinued; see 13203			23905NL	1/2" PEX x 1/4" O.D. No Lead Straight Ball Valve	New!	138	
22504	4x 1/2" PEX Branch, 3/4" PEX x Spin Closed 1" Trunk Cu Man.	Discontinued; see 13204							
22505	5x 1/2" PEX Branch, 3/4" PEX x Spin Closed 1" Trunk Cu Man.	Discontinued; see 13206							
22506	6x 1/2" PEX Branch, 3/4" PEX x Spin Closed 1" Trunk Cu Man.	Discontinued; see 13206							
22507	7x 1/2" PEX Branch, 3/4" PEX x Spin Closed 1" Trunk Cu Man.	Discontinued; see 13208							

* Check with your local representative for availability.
** Lead time may vary. Call to confirm time line.

Stk#	Description	Status	List Price / Unit	Pg.
26552	1/2" x 1/2" x 3/4" PEX Brass Tee	Discontinued; see 26552NL		135
26552NL	1/2" x 1/2" x 3/4" PEX No Lead Brass Tee	New!		135
26555	1/2" x 1/2" x 1/2" PEX Brass Tee	Discontinued; see 26555NL		134
26555NL	1/2" x 1/2" x 1/2" PEX No Lead Brass Tee	New!		134
26633NL	2" x 1-3/4" x 1-1/4" PEX No Lead Brass Tee	New!		135
26642NL	2" x 1-1/2" x 3/4" PEX No Lead Brass Tee	New!		135
26643NL	2" x 1-1/2" x 1-1/4" PEX No Lead Brass Tee	New!		135
26644NL	2" x 1-1/2" x 1-1/2" PEX No Lead Brass Tee	New!		135
26648NL	2" x 1-1/2" x 1" PEX No Lead Brass Tee	New!		135
26662NL	2" x 2" x 3/4" PEX No Lead Brass Tee	New!		135
26663NL	2" x 2" x 1-1/4" PEX No Lead Brass Tee	New!		135
26664NL	2" x 2" x 1-1/2" PEX No Lead Brass Tee	New!		135
26666NL	2" x 2" x 2" PEX No Lead Brass Tee	New!		134
26668NL	2" x 2" x 1" PEX No Lead Brass Tee	New!		135
26822	1" x 3/4" x 3/4" PEX Brass Tee	Discontinued; see 26822NL		135
26822NL	1" x 3/4" x 3/4" PEX No Lead Brass Tee	New!		135
26882	1" x 1" x 3/4" PEX Brass Tee	Discontinued; see 26882NL		135
26882NL	1" x 1" x 3/4" PEX No Lead Brass Tee	New!		135
26885	1" x 1" x 1/2" PEX Brass Tee	Discontinued; see 26885NL		135
26885NL	1" x 1" x 1/2" PEX No Lead Brass Tee	New!		135
26888	1" x 1" x 1" PEX Brass Tee	Discontinued; see 26888NL		134
26888NL	1" x 1" x 1" PEX No Lead Brass Tee	New!		134
27105	1/2" PEX x 1/2" M/Sweat Adapter	Discontinued; see 27105NL		134
27105NL	1/2" PEX x 1/2" M/Sweat No Lead Brass Adapter			134
27122	3/4" PEX x 3/4" M/Sweat Adapter	Discontinued; see 27122NL		134
27122NL	3/4" PEX x 3/4" M/Sweat No Lead Brass Adapter			134
27128	1" PEX x 1" M/Sweat Adapter (3/4" F/Sweat)	Discontinued; see 27128NL		134
27128NL	1" PEX x 1" M/Sweat No Lead Brass Adapter (3/4" F/Sweat)			134
27135NL	1-1/4" PEX x 1-1/4" M/Sweat No Lead Brass Adapter			134
27141NL	1-1/2" PEX x 1-1/2" M/Sweat No Lead Brass Adapter			134
27154NL	2" PEX x 2" M/Sweat No Lead Brass Adapter	New!		134
27205	1/2" PEX x 1/2" F/Sweat Adapter	Discontinued; see 27205NL		134
27205NL	1/2" PEX x 1/2" F/Sweat No Lead Brass Adapter			134
27222	3/4" PEX x 3/4" F/Sweat Adapter	Discontinued; see 27222NL		134

Stk#	Description	Status	List Price / Unit	Pg.
24205	1/2" SS Press Sleeve			126
24222	3/4" SS Press Sleeve			126
24228	1" SS Press Sleeve			126
24235	1-1/4" SS Press Sleeve			126
24241	1-1/2" SS Press Sleeve			126
24250	2" SS Press Sleeve	New!		126
25005	1/2" PEX Brass Plug	Discontinued		137
25005NL	1/2" PEX No Lead Brass Plug	New!		137
25022	3/4" PEX Brass Plug	Discontinued		137
25022NL	3/4" PEX No Lead Brass Plug	New!		137
25028	1" PEX Brass Plug	Discontinued		137
25028NL	1" PEX No Lead Brass Plug	New!		137
25035NL	1-1/4" PEX No Lead Brass Plug			137
25041NL	1-1/2" PEX No Lead Brass Plug			137
25054NL	2" PEX No Lead Brass Plug	New!		137
25751	1/2" PEX x 3/8" O.D. Adapter	Discontinued; see 25751NL		132
25751NL	1/2" PEX x 3/8" O.D. No Lead Brass Adapter	New!		132
26222	3/4" x 3/4" x 3/4" PEX Brass Tee	Discontinued; see 26222NL		134
26222NL	3/4" x 3/4" x 3/4" PEX No Lead Brass Tee	New!		134
26225	3/4" x 3/4" x 1/2" PEX Brass Tee	Discontinued; see 26225NL		135
26225NL	3/4" x 3/4" x 1/2" PEX No Lead Brass Tee	New!		135
26252NL	3/4" x 1/2" x 3/4" PEX No Lead Brass Tee			135
26255	3/4" x 1/2" x 1/2" PEX Brass Tee	Discontinued; see 26255NL		135
26255NL	3/4" x 1/2" x 1/2" PEX No Lead Brass Tee	New!		135
26322NL	1-1/4" x 1-1/4" x 3/4" PEX No Lead Brass Tee			135
26332NL	1-1/4" x 1-1/4" x 3/4" PEX No Lead Brass Tee			135
26333NL	1-1/4" x 1-1/4" x 1-1/4" PEX No Lead Brass Tee			134
26335NL	1-1/4" x 1-1/4" x 1/2" PEX No Lead Brass Tee	Sept 2014		135
26338NL	1-1/4" x 1-1/4" x 1" PEX No Lead Brass Tee			135
26382NL	1-1/4" x 1" x 3/4" PEX No Lead Brass Tee	New!		135
26388NL	1-1/4" x 1" x 1" PEX No Lead Brass Tee			135
26422NL	1-1/2" x 3/4" x 3/4" PEX No Lead Brass Tee			135
26432NL	1-1/2" x 1-1/4" x 3/4" PEX No Lead Brass Tee			135
26433NL	1-1/2" x 1-1/4" x 1-1/4" PEX No Lead Brass Tee			135
26438NL	1-1/2" x 1-1/4" x 1" PEX No Lead Brass Tee			135
26442NL	1-1/2" x 1-1/2" x 3/4" PEX No Lead Brass Tee			135
26443NL	1-1/2" x 1-1/2" x 1-1/4" PEX No Lead Brass Tee			135
26444NL	1-1/2" x 1-1/2" x 1-1/2" PEX No Lead Brass Tee			134
26448NL	1-1/2" x 1-1/2" x 1" PEX No Lead Brass Tee			135
26488NL	1-1/2" x 1" x 1" PEX No Lead Brass Tee			135

* Check with your local representative for availability.
** Lead time may vary. Call to confirm time line.

Stk#	Description	Status	List Price / Unit	Pg.	Stk#	Description	Status	List Price / Unit	Pg.
27222NL	¾" PEX x ¾" F/Sweat No Lead Brass Adapter	Discontinued; see 27228NL		134	28028	1" x 1" PEX Brass Elbow	Discontinued; see 28028NL		
27228	1" PEX x 1" F/Sweat Adapter				28028NL	1" x 1" PEX No Lead Brass Elbow	New!		129
27228NL	1" PEX x 1" F/Sweat No Lead Brass Adapter			134	28035NL	1-¼" x 1-¼" PEX No Lead Brass Elbow			129
27235NL	1-¼" PEX x 1-¼" F/Sweat No Lead Brass Adapter			134	28041NL	1-½" x 1-½" PEX No Lead Brass Elbow			129
27328	¾" PEX x 1" F/Sweat Adapter	Discontinued; see 27328NL			28054NL	2" x 2" PEX No Lead Brass Elbow	New!		129
27328NL	¾" PEX x 1" F/Sweat No Lead Adapter	New!		134	28205	½" PEX Barb Stubout Elbow with Edge Bracket			140
27505	½" PEX x ½" MNPT Brass Adapter	Discontinued; see 27505NL			28206	½" PEX x Closed, 3-½" x 6" Stub-out Elbow	Discontinued; see 28225NL		140
27505NL	½" PEX x ½" MNPT No Lead Brass Adapter	New!		133	28225	¾" x ½" PEX Brass Elbow			
27522	¾" PEX x ¾" MNPT Brass Adapter	Discontinued; see 27522NL			28225NL	¾" x ½" PEX No Lead Brass Elbow	New!		129
27522NL	¾" PEX x ¾" MNPT No Lead Brass Adapter	New!		133	28234	½" PEX x M/Sweat, 3" x 4" Stub-out Elbow			140
27528	1" PEX x 1" MNPT Brass Adapter	Discontinued; see 27528NL			28305	½" PEX x ½" FNPT Drop Ear Brass Elbow	Discontinued; see 28305NL		
27528NL	1" PEX x 1" MNPT No Lead Brass Adapter			133	28305NL	½" PEX x ½" FNPT Drop Ear No Lead Brass Elbow			131
27535NL	1-¼" PEX x 1-¼" MNPT No Lead Brass Adapter			133	28312	½" PEX x ¾" FNPT Drop Ear Brass Elbow	Discontinued; see 28312NL		
27538NL	1-¼" PEX x 1" MNPT No Lead Brass Adapter			133	28312NL	½" PEX x ¾" FNPT Drop Ear No Lead Brass Elbow			131
27541NL	1-½" PEX x 1-½" MNPT No Lead Brass Adapter			133	28535NL	1-¼" PEX x 1-¼" MNPT No Lead Brass Elbow			130
27552	½" PEX x ¾" MNPT Brass Adapter	Discontinued; see 27552NL			28551	½" PEX x ¾" MNPT Brass Dishwasher Elbow	Discontinued		130
27552NL	½" PEX x ¾" MNPT No Lead Brass Adapter	New!		133	28583NL	1" PEX x 1-¼" MNPT No Lead Brass Elbow			130
27554NL	2" PEX x 2" MNPT No Lead Brass Adapter	New!		133	29005	½" x ½" PEX Brass Coupling	Discontinued; see 29005NL		
27582	1" PEX x ¾" MNPT Brass Adapter	Discontinued; see 27582NL			29005NL	½" x ½" PEX No Lead Brass Coupling	New!		128
27582NL	1" PEX x ¾" MNPT No Lead Brass Adapter			133	29022	¾" x ¾" PEX Brass Coupling	Discontinued; see 29022NL		
27605	½" PEX x ½" FNPT Brass Adapter	Discontinued; see 27605NL			29022NL	¾" x ¾" PEX No Lead Brass Coupling	New!		128
27605NL	½" PEX x ½" FNPT No Lead Brass Adapter			131	29028	1" x 1" PEX Brass Coupling	Discontinued; see 29028NL		
27622	¾" PEX x ¾" FNPT Brass Adapter	Discontinued; see 27622NL			29028NL	1" x 1" PEX No Lead Brass Coupling	New!		128
27622NL	¾" PEX x ¾" FNPT No Lead Brass Adapter			131	29035NL	1-½" x 1-½" PEX No Lead Brass Coupling			128
27628	1" PEX x 1" FNPT Brass Adapter	Discontinued; see 27628NL			29041NL	1-½" x 1-½" PEX No Lead Brass Coupling			128
27628NL	1" PEX x 1" FNPT No Lead Brass Adapter			131	29054NL	2" x 2" PEX No Lead Brass Coupling	New!		128
27632NL	1-¼" PEX x ¾" FNPT No Lead Brass Adapter	Sept 2014		131	29225	¾" x ½" PEX Brass Coupling	Discontinued; see 29225NL		
27635NL	1-¼" PEX x 1-¼" FNPT No Lead Brass Adapter	Sept 2014		131	29225NL	¾" x ½" PEX No Lead Brass Coupling	New!		128
27638NL	1-½" PEX x 1" FNPT No Lead Brass Adapter	Sept 2014		131	29238NL	1-¼" x 1" PEX No Lead Brass Coupling			128
27641NL	1-½" PEX x 1-½" FNPT No Lead Brass Adapter			131	29243NL	1-½" x 1-¼" PEX No Lead Brass Coupling	New!		128
27822	¾" PEX x ¾" FNPT Swivel Flexible 18" Water Heater Connection	Discontinued			29248NL	1-½" x 1" PEX No Lead Brass Coupling			128
28005	½" x ½" PEX Brass Elbow	Discontinued; see 28005NL			29263NL	2" x 1-½" PEX No Lead Brass Coupling	New!		128
28005NL	½" x ½" PEX No Lead Brass Elbow	New!		129	29264NL	2" x 1-½" PEX No Lead Brass Coupling	New!		128
28022	¾" x ¾" PEX Brass Elbow	Discontinued; see 28022NL			29282	1" x ¾" PEX Brass Coupling	Discontinued; see 29282NL		
28022NL	¾" x ¾" PEX No Lead Brass Elbow	New!		129	29282NL	1" x ¾" PEX No Lead Brass Coupling	New!		128

* Check with your local representative for availability.
** Lead time may vary. Call to confirm time line.

Stk#	Description	Status	List Price / Unit	Pg.
56230	HeatLink® TwistSeal® Manifold Actuator c/w End Switch			37
56231	HeatLink® Valve & SS Manifold Actuator c/w End Switch			37
56232	HeatLink® Multiport Manifold Actuator c/w End Switch			37
57091	Thermostatic Head (16"-28" C)			36
57094	Thermostatic Head c/w Capillary (86"-149F)			36
58052	Plastic Mixing Valve Motor Coupling for 1" - 2" 4-way Valves (Thermomix)			155
58130	Mixing Valve Motor for 1" and 1-1/4" Valves	WSL		35
58131	Mixing Valve Motor for 1" to 2" FNPT Valves 3-Point Floating	New!		35
58132	Mixing Valve Motor for 1" to 2" FNPT Valves DDC	New!		35
58150	Mixing Valve Motor for 1-1/2" and 2" Valves	WSL		154
58199	Mixing Valve Motor for 2-1/2" to 4" Flange Mixing Valves	WSL		35
58200	Mixing Valve Motor for 2" to 4" Flange Mixing Valves 3-Point Floating	New!		35
58300	Mixing Valve Motor for 2" to 4" Flange Mixing Valves DDC	New!		35
58850	Accessory Pack #58150 v2 Mounted on Black Cast Iron Mixing Valve			155
58930	Acc. Pack #58130 v3 and 58150 v2 Mounted Brass Mixing Valve			155
58950	Accessory Pack for #58150 v1 (Rectangle, SMS)			155
60020	Pressure Activated Bypass Valve 3/4"			34
60025	Pressure Activated Bypass Valves 1"			34
60040	Pressure Activated Bypass Valves 1-1/4"			34
61016	Straight Return Connector 1/2"			33
61116	90° Angle Return Connector 1/2"			33
62016	Straight Zone Valve 1/2" NPT			33
62020	Straight Zone Valve 3/4" NPT			33
62025	Straight Zone Valve 1" NPT			33
62030	Straight Zone Valve 1-1/4" NPT			33
62116	90° Angle Radiator Valve 1/2", Nickel Plated			32
62120	90° Angle Radiator Valve 3/4", Nickel Plated			32
62216	Straight Radiator Valve 1/2", Nickel Plated			32
62220	Straight Radiator Valve 3/4", Nickel Plated			32
62325	Straight Balancing Valve 1" F/Sweat			154
62816	Zone Valve Insert 1 1/2" (Blue Cap)			154
62916	Radiator Valve Insert 1 1/2" (Black Cap)			154
62920	Radiator Valve Insert 3/4" (Black Cap)			154
62925	Zone Valve Insert 1" (Black Cap)			154
62930	Zone Valve Insert 1-1/4" (Black Cap) and 3/4" (Blue Cap)			154

* Check with your local representative for availability.
** Lead time may vary. Call to confirm time line.

Stk#	Description	Status	List Price / Unit	Pg.
30070	Outdoor Sensor (10K)			155
30071	Universal Sensor (10K)			46
30072	Slab Sensor (10K) PVC Sleeve 20ft Cable			46
30073	Slab Sensor (10K) PVC Sleeve 40ft Cable			46
30076	Indoor Sensor (10K) Small Enclosure			46
30077	Indoor Sensor (10K) Flush Mount			46
30079	Slab Sensor (10K) SS Sleeve 10ft Cable			46
30090	Snow/Ice Sensor (10K) 65 ft cable			45, 116
30091	Snow/Ice Sensor Socket			45, 116
30092	Snow Melting Kit(Start/Stop Module w/Slab and Universal Sensor)	WSL		116
30150	One Stage Setpoint Control			44
31355	HeatLink® Compact Mixing Reset Control			44
31667	HeatLink® Snow/Ice Detector & Melt Control			45
40226	StatLink® 6 Zone Base Module			43
40234	StatLink® 4 Zone Expansion Module			43
40242	StatLink® 2 HD Zone Expansion Module			43
43404	StatLink 5 Wire to Conventional Wire Adapter			155
44325	StatLink® Installation Track, 25"			43
45012	24Vac DPDT Pump Relay			42
45032	8 Pin Round Socket for AC Relay			42
45112	HeatLink® 24Vac DPDT Pump Relay Box			42
45813	1A Time Delay (Slow Blow) 5x20mm Glass Fuse for 46100 Series Thermostats			155
45822	2A Medium Lag (Med. Blow) 5x20mm Glass Fuse for 40190	WSL		155
45825	2.5A Time Delay (Slow Blow) 5x20mm Glass Fuse for 40226			155
46443	HeatLink® Electronic Thermostat with LED and Setback Selector Switch			40
46543	HeatLink® Digital Thermostat with Optional Floor Warming	Discontinued; see 46544		40
46544	HeatLink® Digital Thermostat "new design"			40
46643	HeatLink® Digital Timer Thermostat			40
46673	HeatLink® Digital Heat/Cool Timer Thermostat			40
56081	Zone Valve Ring for 56201 and 56231 Actuator			155
56090	TwistSeal® Manifold Actuator Ring	WSL		155
56091	Valve Actuator Ring			155
56121	HeatLink® DDC Actuator for Manifolds and Valves			37
56200	HeatLink® TwistSeal® Manifold Actuator with LED			37
56201	HeatLink® Valve & SS Manifold Actuator with LED			37
56202	HeatLink® Multiport Manifold Actuator with LED			37

Stk#	Description	Status	List Price / Unit	Pg.	Stk#	Description	Status	List Price / Unit	Pg.
63025	1" x 3-way Mixing/Diverting Valve	WSL		31	67319	5/8" PEX Comp. x 3/4" F/Sweat 90° Elbow			24
63026	1" x 3-way FNPT Mixing / Diverting Valve	New!		30	67505	1/2" PEX Comp. x 3/4" Straight F/Sweat Adapter			24
63539	1-1/4" x 3-way FNPT Mixing / Diverting Valve	New!		30	67705	1/2" PEX Comp. x 3/4" F/Sweat 90° Elbow			24
63540	1-1/2" x 3-way FNPT Mixing Valve	Discontinued; see 63541			68005	1/2" PEX Comp. x 1/2" MNPT Adapter			23
63541	1-1/2" x 3-way FNPT Mixing / Diverting Valve	New!		30	68012	3/8" PEX Comp. x 1/2" MNPT Adapter			23
63550	2" x 3-way FNPT Mixing Valve	Discontinued; see 63551			68019	3/8" PEX Comp. x 3/4" MNPT Adapter			23
63551	2" x 3-way FNPT Mixing / Diverting Valve	New!		30	68022	3/4" PEX Comp. x 3/4" MNPT Adapter			23
63716	1/2" Compact 3-way Mixing Valve			31	68028	1" PEX Comp. x 1" MNPT Adapter	WSL		23
63720	3/4" Compact 3-way Mixing Valve			31	68212	40mm PEX Comp. x 1-1/4" MNPT Adapter	WSL		
63725	1" Compact 3-way Mixing Valve			31	68213	50mm PEX Comp. x 1-1/4" MNPT Adapter	WSL		
63732	1-1/4" Compact 3-way Mixing Valve			31	68214	63mm PEX Comp. x 2" MNPT Adapter	WSL		
64025	1" x 4-way FNPT Mixing Valve	Discontinued; see 64026			68215	75mm PEX Comp. x 2" MNPT Adapter	WSL		
64026	1" x 4-way FNPT Mixing Valve	New!		29	68216	90mm PEX Comp. x 3" MNPT Adapter	WSL		
64030	1-1/4" x 4-way FNPT Mixing Valve	WSL; see 64031		30	68217	110mm PEX Comp. x 3" MNPT Adapter	WSL		
64031	1-1/4" x 4-way FNPT Mixing Valve	New!		29	69005	1/2" x 1/2" PEX Comp. Coupling			23
64040	1-1/2" x 4-way FNPT Mixing Valve	Discontinued; see 64041			69012	3/8" x 3/8" PEX Comp. Coupling			23
64041	1-1/2" x 4-way FNPT Mixing Valve	New!		29	69019	5/8" x 5/8" PEX Comp. Coupling			23
64050	2" x 4-way FNPT Mixing Valve	Discontinued; see 64051			69022	3/4" x 3/4" PEX Comp. Coupling			23
64051	2" x 4-way FNPT Mixing Valve	New!		29	69028	1" x 1" PEX Comp. Coupling			23
64164	2" x 4-way Flange Mixing Valve	New!		29	71424	Surface Mounted Manifold Housing 24"x30"x5-1/2"	Special Pricing		22
64165	2-1/2" x 4-way Flange Mixing Valve	WSL		30	71430	Surface Mounted Manifold Housing 30"x30"x5-1/2"			22
64166	2-1/2" x 4-way Flange Mixing Valve	New!		29	71442	Surface Mounted Manifold Housing 42"x30"x5-1/2"			22
64180	3" x 4-way Flange Mixing Valve	WSL		30	71724	Recessed Manifold Housing 24"x23"x3-7/8"			22
64181	3" x 4-way Flange Mixing Valve	New!		29	71730	Recessed Manifold Housing 30"x23"x3-7/8"			22
64199	4" x 4-way Flange Mixing Valve	Discontinued		30	71743	Recessed Manifold Housing 43-1/2"x23"x3-7/8"			22
64331	1" 4-way Mixing Block with Pressure Bypass and Pump	Discontinued			71901	Key Lock for Manifold Housing Door			154
64830	1" & 1-1/4" 4-way Mixing Valve Repair Kit (v2 Valves)			154	71902	Key Lock for Housing Door			22
64930	1" & 1-1/4" 4-way Mixing Valve Repair kit (v1, Thermomix)			154	76100	Coupling for SS Manifold			17
64931	Pressure Activated Bypass for Mixing Block 64331			155	76101	Mounting Bracket for SS Manifold	New!		153
64950	1-1/2" & 2" 4-way Cast Iron Mixing Valve Repair Kit			155	76102	2 Loop SS Manifold with Flow Meters			16
65000	4" x 4-way Flange Mixing Valve	New!		29	76103	3 Loop SS Manifold with Flow Meters			16
67005	1/2" PEX Comp. x 1/2" M/Sweat Adapter			24	76104	4 Loop SS Manifold with Flow Meters			16
67019	5/8" PEX Comp. x 3/4" M/Sweat Adapter			24	76105	5 Loop SS Manifold with Flow Meters			16
67022	3/4" PEX Comp. x 3/4" M/Sweat Adapter			24	76106	6 Loop SS Manifold with Flow Meters			16
67105	1/2" PEX Comp. x 1/2" F/Sweat Adapter			24	76107	7 Loop SS Manifold with Flow Meters			16
67119	5/8" PEX Comp. x 3/4" F/Sweat Adapter			24	76108	8 Loop SS Manifold with Flow Meters			16
67305	1/2" PEX Comp. x 1/2" F/Sweat 90° Elbow			24	76109	9 Loop SS Manifold with Flow Meters			16
					76110	10 Loop SS Manifold with Flow Meters			16
					76111	11 Loop SS Manifold with Flow Meters			16
					76112	12 Loop SS Manifold with Flow Meters			16
					76191	Hose Nozzle for SS Manifold			153

* Check with your local representative for availability.
** Lead time may vary. Call to confirm time line.

Stk#	Description	Status	List Price / Unit	Pg.
76917	Flow Meter Valve Insert (0-6 L/min) for 1-1/4" SS Manifold (New Design)	New!		153
76918	Connector Base for 1-1/4" SS Manifold (Flow Meter w/Lock Nut)			153
76919	Connector Base for 1-1/4" SS Manifold			153
76922	1" Ball Valve Set for 1-1/4" SS Manifold			153
76924	O-ring for 1-1/4" SS Manifold Coupling and End Connections			153
76925	Black Shut-off Cap for 1-1/4" SS Manifold			153
76930	Hose Bib for 1-1/4" SS Manifold			153
76932	Automatic Air Vent for 1-1/4" SS Manifold			17
76935	Side Mount Automatic Air-Vent Set for 1-1/4" SS Manifold			18
76936	Pressure Bypass for 1-1/4" SS Manifold (requires 77105 & PEX)			153
76937	Pressure Bypass Kit for 1-1/4" SS Manifold			18
76940	Strap-on Thermometer			142
77005	1/2" PEX to TwistSeal® Manifold Connector			14
77012	3/8" PEX to TwistSeal® Manifold Connector			14
77019	5/8" PEX to TwistSeal® Manifold Connector			14
77022	3/4" PEX to TwistSeal® Manifold Connector c/w Nut			14
77100	Port Cap for 1-1/4" SS Manifold			17
77105	1/2" PEX to 1-1/4" SS Manifold Connector			17
77119	5/8" PEX to 1-1/4" SS Manifold Connector			17
77122	3/4" PEX to 1-1/4" SS Manifold Connector			17
77619	5/8" PEX to 2" SS Manifold Connector	New!		20
77622	3/4" PEX to 2" SS Manifold Connector	New!		20
77628	1" PEX to 2" SS Manifold Connector	Special Order*		20
77729	O-ring for PEX to TwistSeal® Manifold Connector			151
77739	O-ring for PEX to 1-1/4" SS Manifold Connector			154
78021	O-ring for Shut-off Valve Insert for 78100 Modules	Special Order*		154
78022	O-ring for #78100 Manifold Couplings and Brass Flanges	Discontinued; see 78924		
78111	Zone Valve Replacement Cartridge for 78100 Manifold	Special Order*		154
78112	Balancing Valve Replacement Cartridge for 78100 Manifold	Special Order*		154
78200	TwistSeal® Mini Deluxe (40mm) Z.V. Supply & Balancing Return Module Pair			13
78210	TwistSeal® Mini Deluxe (40mm) Zone Valve Supply Module			150
78211	TwistSeal® Mini Deluxe (40mm) Balancing Return Module			150
78212	TwistSeal® Mini (40mm) Valveless Module			150

Stk#	Description	Status	List Price / Unit	Pg.
76192	1" NPT Adapter for SS Manifold			153
76202	2 Loop High Flow SS Manifold			16
76203	3 Loop High Flow SS Manifold			16
76204	4 Loop High Flow SS Manifold			16
76205	5 Loop High Flow SS Manifold			16
76206	6 Loop High Flow SS Manifold			16
76207	7 Loop High Flow SS Manifold			16
76208	8 Loop High Flow SS Manifold			16
76209	9 Loop High Flow SS Manifold			16
76210	10 Loop High Flow SS Manifold			16
76211	11 Loop High Flow SS Manifold			16
76212	12 Loop High Flow SS Manifold			16
76600	Coupling for 2" SS Manifold			20
76604	4 Loop 2" SS Manifold			19
76605	5 Loop 2" SS Manifold			19
76606	6 Loop 2" SS Manifold			19
76607	7 Loop 2" SS Manifold			19
76608	8 Loop 2" SS Manifold			19
76609	9 Loop 2" SS Manifold			19
76610	10 Loop 2" SS Manifold			19
76611	11 Loop 2" SS Manifold			19
76612	12 Loop 2" SS Manifold			19
76614	14 Loop 2" SS Manifold			19
76675	1" Cap and Washer for 2" SS Manifold	New!		20
76680	O-ring for 2" SS Manifold, Closed End, and Open End Adapters	New!		154
76685	3/8" PEX to 2" SS Manifold Connector (single)	Discontinued; see 77619		
76690	Closed End for 2" SS Manifold	Discontinued; see 76840,76850		
76693	1-1/2" MNPT Open End Adapter for 2" SS Manifold	Discontinued; see 76840		
76694	2" MNPT Open End Adapter for 2" SS Manifold	Discontinued; see 76850		
76695	3/4" PEX to 2" SS Manifold Connector (single)	Discontinued; see 77622		
76840	1-1/2" MNPT Assembly Kit for 2" SS Manifold	New!		20
76850	2" MNPT Assembly Kit for 2" SS Manifold	New!		20
76905	1/2" Plug for 1-1/4" SS Manifold			17
76910	Flow Meter Valve Insert (0-6 L/min)	Discontinued; see 76917		
76911	Zone Valve Insert for 1-1/4" SS Manifold (Return)			153
76912	Balancing Valve Insert for High Flow SS Manifold (Supply)			153
76916	Flow Meter Valve Insert (0-1.5 USgpm Lock Nut) for 1-1/4" SS Mfd (Sup.)			153

* Check with your local representative for availability.
** Lead time may vary. Call to confirm time line.

Stk#	Description	Status	List Price / Unit	Pg.	Stk#	Description	Status	List Price / Unit	Pg.
78221	TwistSeal® Mini (40mm) Zone Valve Replacement Cartridge c/w O-ring		150		79402	1-½" TwistSeal® (55mm) Commercial Manifold Assembly Kit			9
78302	TwistSeal® Mini (40mm) 2-port Z.V. Supply & Flow Meter Return Module Pair		13		79801	TwistSeal® Mini (40mm) Closed End Cap		151	
78303	TwistSeal® Mini (40mm) 3-port Z.V. Supply & Flow Meter Return Module Pair		13		79808	TwistSeal® Mini (40mm) Cross Tee c/w O-ring		151	
78311	TwistSeal® Mini Zone Valve Replacement Cartridge for Multiport Modules		150		79815	1" TwistSeal® Mini (40mm) Union Cross Tee End Connection		151	
78312	TwistSeal® Mini Flow Meter Replacement Cartridge for 78300 Modules		151		79892	TwistSeal® Multiport (40mm) Double Mounting Bracket		12	
78314	Assembly tool for TwistSeal® Mini Multiport Valves		145		79901	TwistSeal® (55mm) Closed End Cap		150	
78322	TwistSeal® Mini (40mm) 2-port Z.V. Supply & Flow Bal. Return Module Pair		13		79902	1" TwistSeal® (55mm) Supply End Connection		150	
78323	TwistSeal® Mini (40mm) 3-port Z.V. Supply & Flow Bal. Return Module Pair		13		79904	1-½" TwistSeal® (55mm) Supply End Connection		150	
78400	TwistSeal® Deluxe (55mm) Z.V. Supply & Balancing Return Module Pair		10		79908	TwistSeal® (55mm) Cross Tee		150	
78401	TwistSeal® Deluxe (55mm) Zone Valve Supply Module		150		79911	½" Cross Tee Plug		152	
78402	TwistSeal® Deluxe (55mm) Balancing Return Module		150		79922	Multitwrench for Manifold Nut and Base		145	
78411	TwistSeal® (55mm) Zone Valve Replacement Cartridge c/w O-ring		150		79930	Metal Hose Bib		152	
78811	TwistSeal® Mini (40mm) Zone Valve Upgrade Assembly		151		79931	Manual Air Vent		152	
78812	TwistSeal® Mini (40mm) Balance Valve Assembly		151		79932	Metal Automatic Air Vent		152	
78902	Plastic Nut for TwistSeal® Manifold Modules		151		79933	Manual Air Vent Key - 5mm Square, Blue		152	
78903	Gray Plastic Nut for TwistSeal® Manifold Modules and ¾" PEX		151		79934	Plastic Hose Bib		152	
78904	Shut-off Cap TwistSeal® - Red		151		79935	Pressure Test Kit		142	
78905	TwistSeal® Zone Actuator Base (40mm & 55mm)		152		79936	Plastic Automatic Air Vent		152	
78906	Balancing Valve Cap with Clip for TwistSeal® Manifold		152		79940	Pair Thermometers c/w Well for TwistSeal® Manifolds		152	
78911	TwistSeal® (55mm) Zone Valve Upgrade Assembly		150		79942	Pair Thermometers for TwistSeal® Mini Union Cross Tee End Connection		151	
78912	TwistSeal® (55mm) Balance Valve Assembly		150		79951	100g Bottle Non-toxic Silicone O-ring Lubricant		124, 145	
78921	O-ring for TwistSeal® Valve Insert (40 & 55mm)		152		79952	10g Bottle Non-toxic Silicone O-ring Lubricant		124, 145	
78922	O-ring for TwistSeal® Balancing Shaft - 6x2mm (Cone Side)		152		79953	Red Rubber Gasket for 1" Union End Connection (40mm) Air Tests		151	
78923	O-ring for TwistSeal® Mini (40mm) & EasyFit™ Manifold Modules		151		79954	Gasket for TwistSeal® Mini (40mm) 1" Union Supply End Connection		151	
78924	O-ring for TwistSeal® (55mm) Manifold Module		150		79955	O-ring for ½" Cross Tee Accessories		152	
79200	1" TwistSeal® Mini (40mm) Deluxe Manifold Assembly Kit		12		79965	Pressure Test Kit with Extra Valve to Zero Gauge		142	
79400	1" TwistSeal® (55mm) Deluxe Manifold Assembly Kit		9		79991	TwistSeal® (55mm) Mounting Bracket		10	
79401	1" TwistSeal® (55mm) Basic Manifold Assembly Kit		9		81013	HeatSeal® 50mm Endcap (Dry)	WSL		
					81014	HeatSeal® 63mm Endcap (Dry)	WSL		
					81015	HeatSeal® 75mm Endcap (Dry)	WSL		
					81016	HeatSeal® 90mm Endcap (Dry)	WSL		
					81017	HeatSeal® 110mm Endcap (Dry)	WSL		
					81021	HeatSeal® 1" Dual Endcap (Dry)	WSL		
					81022	HeatSeal® 40mm Dual Endcap (Dry)	WSL		
					81023	HeatSeal® 50mm Dual Endcap (Dry)	WSL		

* Check with your local representative for availability.
** Lead time may vary. Call to confirm time line.

Stk#	Description	Status	List Price / Unit	Pg.
92105rs	½" 100ft Red PureLink® Plus Pipe-in-Pipe			121
92122bs	¾" 100ft Blue PureLink® Plus Pipe-in-Pipe			121
92122rs	¾" 100ft Red PureLink® Plus Pipe-in-Pipe			121
92128bs	1" 100ft Blue PureLink® Plus Pipe-in-Pipe			121
92128rs	1" 100ft Red PureLink® Plus Pipe-in-Pipe			121
92305bs	½" 300ft Blue PureLink® Plus Pipe-in-Pipe			121
92305rs	½" 300ft Red PureLink® Plus Pipe-in-Pipe			121
92322bs	¾" 300ft Blue PureLink® Plus Pipe-in-Pipe			121
92322rs	¾" 300ft Red PureLink® Plus Pipe-in-Pipe			121
94105	½" 1000ft O2 Barrier HeatLink® UV Stabilized PEX-a Tubing			5
94119	¾" 1000ft O2 Barrier HeatLink® UV Stabilized PEX-a Tubing			5
94122	¾" 1000ft O2 Barrier HeatLink® UV Stabilized PEX-a Tubing			5
94128	1" 100ft O2 Barrier HeatLink® UV Stabilized PEX-a Tubing			5
94135	1-¼" 100ft O2 Barrier HeatLink® UV Stabilized PEX-a Tubing			5
94141	1-½" 100ft O2 Barrier HeatLink® UV Stabilized PEX-a Tubing			5
94205	½" 250ft O2 Barrier HeatLink® UV Stabilized PEX-a Tubing			5
94219	¾" 225ft O2 Barrier HeatLink® UV Stabilized PEX-a Tubing	Discontinued		
94222	¾" 10x20ft O2 Barrier HeatLink® UV Stabilized PEX-a Tubing			6
94228	1" 5x20ft O2 Barrier HeatLink® UV Stabilized PEX-a Tubing			6
94235	1-¼" 5x20ft O2 Barrier HeatLink® UV Stabilized PEX-a Tubing			6
94241	1-½" 5x20ft O2 Barrier HeatLink® UV Stabilized PEX-a Tubing			6
94263	63mm 150ft O2 Barrier HeatLink® PEX-a Tubing	WSL		
94305	½" 300ft O2 Barrier HeatLink® UV Stabilized PEX-a Tubing			5
94305rs	½" 300' O2 Barrier HeatLink® Pipe-in-Pipe Red Sheath	New!		6
94312	¾" 300ft O2 Barrier HeatLink® UV Stabilized PEX-a Tubing			5
94319	¾" 300ft O2 Barrier HeatLink® UV Stabilized PEX-a Tubing			5
94322	¾" 300ft O2 Barrier HeatLink® UV Stabilized PEX-a Tubing			5
94322rs	¾" 300' O2 Barrier HeatLink® Pipe-in-Pipe Red Sheath	Special Order*		6
94335	1-¼" 300ft O2 Barrier HeatLink® UV Stabilized PEX-a Tubing			5

Stk#	Description	Status	List Price / Unit	Pg.
81024	HeatSeal® 63mm Dual End Cap (Dry)	WSL		
81113	HeatSeal® 50mm Shrink Cap (Wet)	WSL		
81114	HeatSeal® 63mm Shrink Cap (Wet)	WSL		
81115	HeatSeal® 75mm Shrink Cap (Wet)	WSL		
81116	HeatSeal® 90mm Shrink Cap (Wet)	WSL		
81117	HeatSeal® 110mm Shrink Cap (Wet)	WSL		
81121	HeatSeal® 1" Dual Shrink Cap (Wet)	WSL		
81122	HeatSeal® 40mm Dual Shrink Cap (Wet)	WSL		
81123	HeatSeal® 50mm Dual Shrink Cap (Wet)	WSL		
81124	HeatSeal® 63mm Dual Shrink Cap (Wet)	WSL		
82002	HeatSeal® Coupling Hard Shell - All Regular Sizes	WSL		
84200	HeatSeal® Tee Shell - All Regular Sizes	WSL		
85000	75ft Roll Expansion Stripping			55
86005	½" Conduit 90's			55
86020	¾" Conduit 90's			55
86022	¾" Conduit 90's			55
86028	1" Conduit 90's			55
86105	Plastic Bend Support for ¾" and 1½" Tubing			55, 141
86122	Plastic Bend Support for ¾" Tubing			55, 141
86205	Metal Bend Support for ½" Tubing			55, 141
86219	Metal Bend Support for ¾" Tubing			55, 141
86222	Metal Bend Support for ¾" Tubing			55, 141
86255	Metal Drop Ear Bend Support for ½" Tubing			141
86305	Adjustable Angle Plastic Drop Ear Bend Support for ½" Tubing			141
87024	24" Aluminum Heat Transfer Plate for DryAbove™/DryBelow™ Systems			53
87205	EndBend™ for DryAbove™ System			53
87305	SpacerClip™ for DryAbove™ System			53
89000	Tubing Tracking			53
89010	500 Track Staples			54
89105	1000 Tie Straps - 5.5"			54
89107	1000 Tie Straps - 7.5"			54
89243	250x 2" (50mm) HeatLink® Staples for Stand-up Stapler			54, 143
89244	300x 2-¾" (60mm) Staples for Stand-up Stapler			54, 143
89251	300x 1-½" Staples for HeatLink® Deluxe Staple Gun			54, 143
89252	300x 2" Staples for HeatLink® Deluxe Staple Gun			54, 143
92105bs	½" 100ft Blue PureLink® Plus Pipe-in-Pipe			121

* Check with your local representative for availability.
** Lead time may vary. Call to confirm time line.

Stk#	Description	Status	List Price / Unit	Pg.
ACT24SW	Actuator with End Switch for CDP Distribution Header	Discontinued		
ACTMXVLV	Actuator for 3-way Mixing Valve Rotary Body	Discontinued; see 58131		
ACTMXVLV-1ROT	DDC Actuator for 3-Way Mixing Rotary Valve Body	Discontinued; see 58151		
AHP5500W240ELE	AHS 5500W-240V Element for ELBP	New!		159
AHPAHSDDPCB140F	AHS PCB Board - 140F for ELBP	New!		159
AHPAHSFLOWSENSOR	AHS - Flow Sensor for ELBP	New!		159
AHPAHSINLETSCREEN	AHS - Inlet Screen for ELBP	New!		159
AHPAHSINLETTESEN	AHS Inlet Temp Sensor for ELBP	New!		159
AHPAHSOUTLETTESEN	AHS Outlet Temp Sensor for ELBP	New!		159
AHPAHSRELAYFUSE	AHS Relay Fuse for ELBP	New!		159
AHPAHSSTRIACLG	AHS Triac Set - Large for ELBP	New!		159
AHPAHSSTRIACME	AHS Triac Set - Medium for ELBP	New!		159
BRAADA1F34MBS	¾" MBSP x 1" FNPT Adapter			156
BRAADA1MG1F	1" MBSP x 1" FNPT Adapter			156
BRAADA341SW	Brass Adapter ¾" x 1" Swivel			156
BRAADA34MG34F	¾" MBSP x ¾" FNPT Adapter			156
BRAVLV1-3WXMTH	1" 3-way Thermostatic Mixing Valve (White Cap)	Discontinued		
BRAVLV12-30MRUN	¾" 3-way Thermostatic Mixing Valve			158
BRAVLV1G-3WMX	1" 3-way Rotary Valve Body DN20 G 1" Connection "G" Thread			158
CAD01	CAD Boiler Panel	New!		66
CAD02	CAD Boiler Panel High Capacity	New!		66
CDP200	CDP 200MBH 2-Temp System Panel with 3 Pumps	Discontinued; see CDP200R2		
CDP200R2	CDP 200MBH 2-Temp System Panel with 3 Pumps Rev2			92
CDP220	CDP 220MBH 2-Temp Combi DHW System Panel with 4 Pumps	Discontinued; see CDP220R2		
CDP220P3	CDP 220MBH 2-Temp Combi DHW System Panel with 3 Pumps	Discontinued; see CDP200R2		
CDP220R2	CDP 220MBH 2-Temp Combi DHW System Panel with 4 Pumps Rev2	Special Order*		94
CDP250	CDP 250MBH 2-Temp Combi DHW System Panel with 4 Pumps	Discontinued; see CDP250R2		
CDP250M	CDP 250MBH 2-Temp Combi DHW System Panel with 4 Pumps & LT Header	Discontinued; see CDP250R2		
CDP250MP3	CDP 250MBH 2-Temp Combi DHW System Panel with 3 Pumps	Discontinued; see CDP250P3R2		
CDP250P3	CDP 250MBH 2-Temp Combi DHW System Panel with 3 Pumps & LT Header	Discontinued; see CDP250P3R2		
CDP250P3R2	CDP 250MBH 2-Temp Combi DHW System Panel with 3 Pumps	Special Order*		94
CDP250R2	CDP 250MBH 2-Temp Combi DHW System Panel with 4 Pumps Rev2	Special Order*		94

Stk#	Description	Status	List Price / Unit	Pg.
94341	1-½" 300ft O2 Barrier HeatLink® UV Stabilized PEX-a Tubing	W/S		5
94363	63mm 300ft O2 Barrier HeatLink® PEX-a Tubing	W/S		
94419	¾" 450ft O2 Barrier HeatLink® UV Stabilized PEX-a Tubing	Discontinued		
94505	½" 500ft O2 Barrier HeatLink® UV Stabilized PEX-a Tubing			5
94519	¾" 500ft O2 Barrier HeatLink® UV Stabilized PEX-a Tubing			5
94522	¾" 500ft O2 Barrier HeatLink® UV Stabilized PEX-a Tubing			5
94528	1" 500ft O2 Barrier HeatLink® UV Stabilized PEX-a Tubing			5
94922	¾" 100ft O2 Barrier HeatLink® UV Stabilized PEX-a Tubing	Special Order*		5
97013	50mm HeatSeal® Insulated PEX-a Tubing	W/S		
97014	63mm HeatSeal® Insulated PEX-a Tubing	W/S		
97015	75mm HeatSeal® Insulated PEX-a Tubing	W/S		
97016	90mm HeatSeal® Insulated PEX-a Tubing	W/S		
97017	110mm HeatSeal® Insulated PEX-a Tubing	W/S		
97021	1" Dual HeatSeal® Insulated PEX-a Tubing	W/S		
97022	40mm Dual HeatSeal® Insulated PEX-a Tubing	W/S		
97023	50mm Dual HeatSeal® Insulated PEX-a Tubing	W/S		
97024	63mm Dual HeatSeal® Insulated PEX-a Tubing	W/S		
99119	¾" 1000ft Non-Barrier HeatLink UV Stabilized PEX-a Tubing	Special Order*		
99212	¾" 200ft Non-Barrier HeatLink® UV Stabilized PEX-a Tubing	W/S		7
99419	¾" 450ft Non-Barrier HeatLink® UV Stabilized PEX-a Tubing	Special Order*		
99912	¾" 1000ft Natural HeatLink® UV Stabilized PEX-a Tubing	Discontinued		
ACCDDP2	Accessory Pack for CDP200 Panel			156
ACCDDP2225	Accessory Pack for CDP220, CDP 250, and CDP310 Panels			157
ACCDDP2225M	Accessory Pack for CDP220M/250M Panels			157
ACCHEPSOL	Accessory Pack for HEP and SOL Panels			157
ACCSSLRG	Accessory Pack for SSP and SST Panels with Large Pump			157
ACCSSSML	Accessory Pack for SSP and SST Panels with Small Pump			157
ACCTMP04	Accessory Pack for TMP040 and WHP130 Panels			157
ACCTMP07	Accessory Pack for TMP070 and TMP070Z Panels			157
ACCTMPD	Accessory Pack for TMP085 and TMP200DT Panels			157
ACCTWH	Accessory Pack for TWH Panels			157

* Check with your local representative for availability.
** Lead time may vary. Call to confirm time line.

Stk#	Description	Status	List Price / Unit	Pg.	Stk#	Description	Status	List Price / Unit	Pg.
CDP310RP3	CDP 310MBH 2-Temp Combi DHW with 3 Pumps & Outdoor Reset	Discontinued; see CDP310RP3R2			PG14NPT25160	Economy Pressure Gauge 0-60psi/kPa - 2-1/2" Dial 1/4" NPT Bottom			158
CDP310RP3R2	CDP 310MBH 2-Temp Combi DHW with 3 Pumps & Outdoor Reset Rev2	Special Order*		96	PG14NPT260	Pressure Gauge for HEP and SOL Panels			158
CDP310RP4	CDP 310MBH 2-Temp Combi DHW with 4 Pumps & Outdoor Reset	Discontinued; see CDP310RP4R2			PLINTR20VA	24Vac 20VA Plug-In Transformer for Panels			158
CDP310RP4R2	CDP 310MBH 2-Temp Combi DHW with 4 Pumps & Outdoor Reset Rev2	Special Order*		96	PLINTR40VA	24Vac 40VA Plug-In Transformer for Panels			158
CDPACT	CDP Actuator for Distribution Header			158	PUMP1558	UPS15-58RU Composite 115V Pump			158
CHVLV20	Check Valve for UPS15-58 Pump			158	PUMP2699	UPS26-99FC 115V Cast Iron Pump			159
Cut	Custom Coil Cutting				PUMP2699BR	UPS26-99BFC 115V Bronze Pump			159
DRVWSNS	Driveway Sensor for Copper SMP Panels			159	PWRB1R1	Power Box for TMP040 and TMP070	Discontinued; see PWRB1R2		
DRVWSNS-SS	Driveway Sensor for SMP Panels			47, 116	PWRB1R2	Power Box for TMP040 ^{4%} , SMP, ZMP, ELB and old SSP/SS/T			157
ECL302	ECL 302 Control 24V for SMP Panels			158	PWRB2R1	Power Box for SSP and SST Panels with Small (15-58) Pump	Discontinued; see PWRB1R2		
ECO1ZN3P	ECO Boiler Panel	New!		62	PWRB2TH	Power Box 2-Terminal Header			157
ECO2ZN4P	ECO Boiler Panel High Capacity	New!		62	PWRB3TH	Power Box 3-Terminal Header			158
ELBP30	Electric Boiler Panel 30,000BTU			68	PWRB4AR1-SOL	Power Box for SOL Panels	Discontinued; see PWRB4AR2		
ELBP30TS3	Electric Boiler Panel 30,000BTU with 3 Loop Twist Seal Mini Multiport	New!		70	PWRB4AR1-TMPD	Power Box for TMPxxxDP & TMPxxxDT Panels	Discontinued; see PWRB4AR2		
ELBP30TS5	Electric Boiler Panel 30,000BTU with 5 Loop Twist Seal Mini Multiport			70	PWRB4AR1-TWH	Power Box for TWH070	Discontinued; see PWRB4AR2		
ELBP50	Electric Boiler Panel 50,000BTU	New!		68	PWRB4AR2	Power Box for TMP085DP, 200DT			157
ELBP50TS7	Electric Boiler Panel 50,000BTU with 7 Loop Twist Seal Mini Multiport	New!		70	PWRB5R1	Power Box for TMP070Z	Discontinued; see PWRB5R2		
ESM10	ESM -10 Outdoor & Room Sensor for Snow Melt Panels			158	PWRB5R2	Power Box for TMP070Z, TWH070Z, TWH070XPZ			157
ESM11	ESM-11 Supply Sensor for SMP Panels			158	PWRB6R1	Power Box for CDP Panels	Discontinued; see PWRB6R2		
ETF1899ASNS	Sensor NTC 12K	New!		47	PWRB6R2	Power Box for CDP Panels			157
ETO25MCNTR	Snowmelt Control - DDC (1 or 2-Zone Snowmelting Sensor Sold Separately)	New!		47	PWRB7AR1	Power Box for WHP130	Discontinued		
FLWSWTCH	Flow Switch for Domestic Hot Water Priority			82, 86, 88, 90	PWRB7R1-HEP	Power Box for HEP Panels	Discontinued; see PWRB7R2		
HEP025	HEP 25MBH Isolation Heat Exchanger Panel	Discontinued; see HEP025P			PWRB7R1-TWH	Power Box for TWH070PS and TWH070XPS	Discontinued		
HEP025P	HEP 25MBH Isolation Heat Exchanger Panel			86	PWRB7R2	Power Box for HEP, TWH (except Z)			157
HEP080	HEP 80MBH Isolation Heat Exchanger Panel	Discontinued; see HEP080P			PWRB7R2-WHP	Power Box for WHP Panels			157
HEP080P	HEP 80MBH Isolation Heat Exchanger Panel			86	PWRB8AR1-PSP	Power Box for PSP Panels	Discontinued; see PWRB1R2		
HEP095	HEP 95MBH Isolation Heat Exchanger Panel	Discontinued; see HEP095P			PWRB8AR1-SMP	Power Box for SMP Panels	Discontinued; see PWRB1R2		
HEP095P	HEP 95MBH Isolation Heat Exchanger Panel	Special Order*		88	PWRB8AR1-ZMP	Power Box for ZMP Panels	Discontinued; see PWRB1R2		
HEPPS	Flow Indicator Assembly for Domestic Hot Water Priority	Discontinued			PWRB8R1	Power Box for SSP & SST Panels with Large (26-99) Pump	Discontinued; see PWRB1R2		
HTEX3812	3x8x12 Plate Heat Exchanger			158	SMP175SS-HEX	SMP 175MBH SS Snow Melt Panel 2x20 HEX (DRVWSNS-SS sold sep)	Special Order*		110
HTEX3820	3x8x20 Plate Heat Exchanger			158	SMP300SS-HEX	SMP 300MBH SS Snow Melt Panel 2x30 HEX (DRVWSNS-SS sold sep)	Special Order*		110
HTEX3830	3x8x30 Plate Heat Exchanger			158					
NTRW5H1	1" Nitrile Washer for Panels			156					

* Check with your local representative for availability.
** Lead time may vary. Call to confirm time line.

Stk#	Description	Status	List Price / Unit	Pg.	Stk#	Description	Status	List Price / Unit	Pg.
SMP3005S-HEX-H	SMP 365MBH SS Snow Melt Panel 3x30 HEX & HH Pump (DRVWSNS-SS sold sep)	Special Order*		110	SSPLR1088	SSP Recessed 8 Loop 1-1/4" SS Man. Large Pump Panel Bot. Feed	Special Order*		102
SMP31667	Replace SMP Control With #31667 Snow/Ice Detector & Melt Control	Special Order*		116	SSPLR108T	SSP Recessed 8 Loop 1-1/4" SS Man. Large Pump Panel Top Feed	Special Order*		102
SMP31667-Cu	Replace Copper SMP Control With #31667 Snow/Ice Detector & Melt Control	Discontinued			SSPLR110B	SSP Recessed 10 Loop 1-1/4" SS Man. Large Pump Panel Bot. Feed	Special Order*		102
SMP31667-SS	Replace SS SMP Control With #31667 Snow/Ice Detector & Melt Control	Discontinued			SSPLR110T	SSP Recessed 10 Loop 1-1/4" SS Man. Large Pump Panel Top Feed	Special Order*		102
SMP335	SMP 335MBH Copper Snow Melt Panel 4x20 Plate HEX (DRVWSNS sold sep)	Special Order*		114	SSPLR112B	SSP Recessed 12 Loop 1-1/4" SS Man. Large Pump Panel Bot. Feed	Special Order*		102
SMP375SS	SMP 300MBH SS Snow Melt Panel (No HEX; DRVWSNS-SS sold sep)	Special Order*		108	SSPLR112T	SSP Recessed 12 Loop 1-1/4" SS Man. Large Pump Panel Top Feed	Special Order*		102
SMP375SSH	SMP 375MBH SS Snow Melt Panel with HH Pump (No HEX; DRVWSNS-SS sold sep)	Special Order*		108	SSPLS104	SSP Surface Mount 4 Loop 1-1/4" SS Manifold Large Pump Panel	Discontinued; see SSPLS104B		
SMP400D	SMP 400MBH Copper Snow Melt Panel (No HEX; DRVWSNS sold sep)	Special Order*		112	SSPLS104B	SSP SURF MNT 4 Loop 1-1/4" SS Man. Large Pump Panel Bot. Feed	Special Order*		102
SMP425	SMP 425MBH Copper Snow Melt Panel 4x30 Plate HEX (DRVWSNS sold sep)	Special Order*		114	SSPLS104T	SSP SURF MNT 4 Loop 1-1/4" SS Man. Large Pump Panel Top Feed	Special Order*		102
SOL080	SOL 80MBH Solar Heat Exchanger Panel	Special Order*		98	SSPLS106	SSP Surface Mount 6 Loop 1-1/4" SS Manifold Large Pump Panel	Discontinued; see SSPLS106B		
SSAACT	Actuators Mounted on Manifold and Wired to StatLink [®]	Special Order*			SSPLS106B	SSP SURF MNT 6 Loop 1-1/4" SS Man. Large Pump Panel Bot. Feed	Special Order*		102
SSADDC	Installed Accessory 56121 DDC Actuator on Mixing Valve in SST Panel				SSPLS106T	SSP SURF MNT 6 Loop 1-1/4" SS Man. Large Pump Panel Top Feed	Special Order*		102
SSAMRC	Installed HeatLink [®] Compact Mixing Reset Control				SSPLS108	SSP Surface Mount 8 Loop 1-1/4" SS Manifold Large Pump Panel	Discontinued; see SSPLS108B		
SSAMXM	Installed Floating Action Mixing Valve Motor				SSPLS108B	SSP SURF MNT 8 Loop 1-1/4" SS Man. Large Pump Panel Bot. Feed	Special Order*		102
SSAMXDDC	Installed DDC Mixing Valve Motor on Mixing Valve in SSTL Panel				SSPLS108T	SSP SURF MNT 8 Loop 1-1/4" SS Man. Large Pump Panel Top Feed	Special Order*		102
SSAPB	Installed Accessory Pressure Bypass for 1-1/4" SS Manifold				SSPLS110	SSP Surface Mount 10 Loop 1-1/4" SS Manifold Large Pump Panel	Discontinued; see SSPLS110B		
SSASL	Installed Accessory StatLink [®] Base Module				SSPLS110B	SSP SURF MNT 10 Loop 1-1/4" SS Man. Large Pump Panel Bot. Feed	Special Order*		102
SSASLEM	Installed Accessory StatLink [®] Expansion Module				SSPLS110T	SSP SURF MNT 10 Loop 1-1/4" SS Man. Large Pump Panel Top Feed	Special Order*		102
SSASLEMHD	Installed Accessory StatLink [®] Heavy Duty Expansion Module				SSPLS112B	SSP SURF MNT 12 Loop 1-1/4" SS Man. Large Pump Panel Bot. Feed	Special Order*		102
SSATH	Installed Accessory 57094 Thermostatic Head on Mixing Valve in SST Panel				SSPLS112T	SSP SURF MNT 12 Loop 1-1/4" SS Man. Large Pump Panel Top Feed	Special Order*		102
SSATH2	Thermostatic Head Installed on Mixing Valve in SST Small Mixing Panels	Discontinued; see SSATH			SSPLS204	SSP SURF MNT 4 Loop 1-1/4" High Flow SS Man. Large Pump Panel	Discontinued; see SSPLS204B		
SSM104R	SSM Recessed 4 Loop 1-1/4" SS Manifold Panel	Special Order*		100	SSPLS204B	SSP SURF MNT 4 Loop 1-1/4" High Flow SS Man. Large Pump Panel Bot. Feed	Special Order*		102
SSM106R	SSM Recessed 6 Loop 1-1/4" SS Manifold Panel	Special Order*		100	SSPLS204T	SSP SURF MNT 4 Loop 1-1/4" High Flow SS Man. Large Pump Panel Top Feed	Special Order*		102
SSM108R	SSM Recessed 8 Loop 1-1/4" SS Manifold Panel	Special Order*		100	SSPLS206	SSP SURF MNT 6 Loop 1-1/4" High Flow SS Man. Large Pump Panel	Discontinued; see SSPLS106B		
SSM110R	SSM Recessed 10 Loop 1-1/4" SS Manifold Panel	Special Order*		100	SSPLS206B	SSP SURF MNT 6 Loop 1-1/4" High Flow SS Man. Large Pump Panel Bot. Feed	Special Order*		102
SSPLR104B	SSP Recessed 4 Loop 1-1/4" SS Man. Large Pump Panel Bot. feed	Special Order*		102					
SSPLR104T	SSP Recessed 4 Loop 1-1/4" SS Man. Large Pump Panel Top feed	Special Order*		102					
SSPLR106B	SSP Recessed 6 Loop 1-1/4" SS Man. Large Pump Panel Bot. Feed	Special Order*		102					
SSPLR106T	SSP Recessed 6 Loop 1-1/4" SS Man. Large Pump Panel Top Feed	Special Order*		102					

* Check with your local representative for availability.
** Lead time may vary. Call to confirm time line.

Stk#	Description	Status	List Price / Unit	Pg.	Stk#	Description	Status	List Price / Unit	Pg.
SSPLS206T	SSP SURF MNT 6 Loop 1-1/4" High Flow SS Man. Large Pump Panel Top Feed	Special Order*		102	SSPS5106	SSP Surface Mount 6 Loop 1-1/4" SS Manifold Small Pump Panel	Discontinued; see SSPS5106B		
SSPLS208	SSP SURF MNT 8 Loop 1-1/4" High Flow SS Man. Large Pump Panel	Discontinued; see SSPLS108B			SSPS5106B	SSP SURF MNT 6 Loop 1-1/4" SS Man. Small Pump Panel Bot. Feed	Special Order*		102
SSPLS208B	SSP SURF MNT 8 Loop 1-1/4" High Flow SS Man. Large Pump Panel Bot. Feed	Special Order*		102	SSPS5106T	SSP SURF MNT 6 Loop 1-1/4" SS Man. Small Pump Panel Top Feed	Special Order*		102
SSPLS208T	SSP SURF MNT 8 Loop 1-1/4" High Flow SS Man. Large Pump Panel Top Feed	Special Order*		102	SSPS5108	SSP Surface Mount 8 Loop 1-1/4" SS Manifold Small Pump Panel	Discontinued; see SSPS5108B		
SSPLS210	SSP SURF MNT 10 Loop 1-1/4" High Flow SS Man. Large Pump Panel	Discontinued; see SSPLS110B			SSPS5108B	SSP SURF MNT 8 Loop 1-1/4" SS Man. Small Pump Panel Bot. Feed	Special Order*		102
SSPLS210B	SSP SURF MNT 10 Loop 1-1/4" High Flow SS Man. Large Pump Panel Bot. Feed	Special Order*		102	SSPS5108T	SSP SURF MNT 8 Loop 1-1/4" SS Man. Small Pump Panel Top Feed	Special Order*		102
SSPLS210T	SSP SURF MNT 10 Loop 1-1/4" High Flow SS Man. Large Pump Panel Top Feed	Special Order*		102	SSPS5110	SSP Surface Mount 10 Loop 1-1/4" SS Manifold Small Pump Panel	Discontinued; see SSPS5110B		
SSPLS212B	SSP SURF MNT 12 Loop 1-1/4" High Flow SS Man. Large Pump Panel Bot. Feed	Special Order*		102	SSPS5110B	SSP SURF MNT 10 Loop 1-1/4" SS Man. Small Pump Panel Bot. Feed	Special Order*		102
SSPLS212T	SSP SURF MNT 12 Loop 1-1/4" High Flow SS Man. Large Pump Panel Top Feed	Special Order*		102	SSPS5110T	SSP SURF MNT 10 Loop 1-1/4" SS Man. Small Pump Panel Top Feed	Special Order*		102
SSPSR104	SSP Recessed 4 Loop 1-1/4" SS Manifold Small Pump Panel	Discontinued; see SSPSR104B			SSPS5112B	SSP SURF MNT 12 Loop 1-1/4" SS Man. Small Pump Panel Bot. Feed	Special Order*		102
SSPSR104B	SSP Recessed 4 Loop 1-1/4" SS Manifold Small Pump Panel Bot. Feed	Special Order*		102	SSPS5112T	SSP SURF MNT 12 Loop 1-1/4" SS Man. Small Pump Panel Top Feed	Special Order*		102
SSPSR104T	SSP Recessed 4 Loop 1-1/4" SS Manifold Small Pump Panel Top Feed	Special Order*		102	SSTLR104	SST Rec. 4 Loop 1-1/4" SS Manifold Large Mixing Panel	Discontinued; see SSTLR104B		
SSPSR106	SSP Recessed 6 Loop 1-1/4" SS Manifold Small Pump Panel	Discontinued; see SSPSR106B			SSTLR104B	SST Recessed 4 Loop 1-1/4" SS Manifold Large Mixing Panel Bottom Feed	Special Order*		106
SSPSR106B	SSP Recessed 6 Loop 1-1/4" SS Manifold Small Pump Panel Bot. Feed	Special Order*		102	SSTLR104T	SST Recessed 4 Loop 1-1/4" SS Manifold Large Mixing Panel Top Feed	Special Order*		106
SSPSR106T	SSP Recessed 6 Loop 1-1/4" SS Manifold Small Pump Panel Top Feed	Special Order*		102	SSTLR106	SST Recessed 6 Loop 1-1/4" SS Manifold Large Mixing Panel	Discontinued; see SSTLR106B		
SSPSR108	SSP Recessed 8 Loop 1-1/4" SS Manifold Small Pump Panel	Discontinued; see SSPSR108B			SSTLR106B	SST Recessed 6 Loop 1-1/4" SS Manifold Large Mixing Panel Bottom Feed	Special Order*		106
SSPSR108B	SSP Recessed 8 Loop 1-1/4" SS Manifold Small Pump Panel Bot. Feed	Special Order*		102	SSTLR106T	SST Recessed 6 Loop 1-1/4" SS Manifold Large Mixing Panel Top Feed	Special Order*		106
SSPSR108T	SSP Recessed 8 Loop 1-1/4" SS Manifold Small Pump Panel Top Feed	Special Order*		102	SSTLR108	SST Recessed 8 Loop 1-1/4" SS Manifold Large Mixing Panel	Discontinued; see SSTLR108B		
SSPSR110	SSP Recessed 10 Loop 1-1/4" SS Manifold Small Pump Panel	Discontinued; see SSPSR110B			SSTLR108B	SST Recessed 8 Loop 1-1/4" SS Manifold Large Mixing Panel Bottom Feed	Special Order*		106
SSPSR110B	SSP Recessed 10 Loop 1-1/4" SS Manifold Small Pump Panel Bot. Feed	Special Order*		102	SSTLR108T	SST Recessed 8 Loop 1-1/4" SS Manifold Large Mixing Panel Top Feed	Special Order*		106
SSPSR110T	SSP Recessed 10 Loop 1-1/4" SS Manifold Small Pump Panel Top Feed	Special Order*		102	SSTLR110	SST Recessed 10 Loop 1-1/4" SS Manifold Large Mixing Panel	Discontinued; see SSTLR110B		
SSPSR112B	SSP Recessed 12 Loop 1-1/4" SS Manifold Small Pump Panel Bot. Feed	Special Order*		102	SSTLR110B	SST Recessed 10 Loop 1-1/4" SS Manifold Large Mixing Panel Bottom Feed	Special Order*		106
SSPSR112T	SSP Recessed 12 Loop 1-1/4" SS Manifold Small Pump Panel Top Feed	Special Order*		102	SSTLR110T	SST Recessed 10 Loop 1-1/4" SS Manifold Large Mixing Panel Top Feed	Special Order*		106
SSPS5104	SSP Surface Mount 4 Loop 1-1/4" SS Manifold Small Pump Panel	Discontinued; see SSPS5104B			SSTLR112B	SST Recessed 12 Loop 1-1/4" SS Manifold Large Mixing Panel Bottom Feed	Special Order*		106
SSPS5104B	SSP SURF MNT 4 Loop 1-1/4" SS Man. Small Pump Panel Bot. Feed	Special Order*		102	SSTLR112T	SST Recessed 12 Loop 1-1/4" SS Manifold Large Mixing Panel Top Feed	Special Order*		106
SSPS5104T	SSP SURF MNT 4 Loop 1-1/4" SS Man. Small Pump Panel Top Feed	Special Order*		102					


* Check with your local representative for availability.
** Lead time may vary. Call to confirm time line.

Stk#	Description	Status	List Price / Unit	Pg.	Stk#	Description	Status	List Price / Unit	Pg.
SSTLS104	SST Surface Mount 4 Loop 1-1/4" SS Manifold Large Mixing Panel	Discontinued; see SSTLS104B			SSTSR104B	SST Recessed 4 Loop 1-1/4" SS Manifold Small Mixing Panel Bottom Feed	Special Order*		104
SSTLS104B	SST SURF MNT 4 Loop 1-1/4" SS Man. Large Mixing Panel Bot. Feed	Special Order*		106	SSTSR104T	SST Recessed 4 Loop 1-1/4" SS Manifold Small Mixing Panel Top Feed	Special Order*		104
SSTLS104T	SST SURF MNT 4 Loop 1-1/4" SS Man. Large Mixing Panel Top Feed	Special Order*		106	SSTSR106	SST Recessed 6 Loop 1-1/4" SS Manifold Small Mixing Panel	Discontinued; see SSTSR106B		
SSTLS106	SST Surface Mount 6 Loop 1-1/4" SS Manifold Large Mixing Panel	Discontinued; see SSTLS106B			SSTSR106B	SST Recessed 6 Loop 1-1/4" SS Manifold Small Mixing Panel Bottom Feed	Special Order*		104
SSTLS106B	SST SURF MNT 6 Loop 1-1/4" SS Man. Large Mixing Panel Bot. Feed	Special Order*		106	SSTSR106T	SST Recessed 6 Loop 1-1/4" SS Manifold Small Mixing Panel Top Feed	Special Order*		104
SSTLS106T	SST SURF MNT 6 Loop 1-1/4" SS Man. Large Mixing Panel Top Feed	Special Order*		106	SSTSR108	SST Recessed 8 Loop 1-1/4" SS Manifold Small Mixing Panel	Discontinued; see SSTSR108B		
SSTLS108	SST Surface Mount 8 Loop 1-1/4" SS Manifold Large Mixing Panel	Discontinued; see SSTLS108B			SSTSR108B	SST Recessed 8 Loop 1-1/4" SS Manifold Small Mixing Panel Bottom Feed	Special Order*		104
SSTLS108B	SST SURF MNT 8 Loop 1-1/4" SS Man. Large Mixing Panel Bot. Feed	Special Order*		106	SSTSR108T	SST Recessed 8 Loop 1-1/4" SS Manifold Small Mixing Panel Top Feed	Special Order*		104
SSTLS108T	SST SURF MNT 8 Loop 1-1/4" SS Man. Large Mixing Panel Top Feed	Special Order*		106	SSTSR110	SST Recessed 10 Loop 1-1/4" SS Manifold Small Mixing Panel	Discontinued; see SSTSR110B		
SSTLS110	SST SURF MNT 10 Loop 1-1/4" SS Manifold Large Mixing Panel	Discontinued; see SSTLS110B			SSTSR110B	SST Recessed 10 Loop 1-1/4" SS Manifold Small Mixing Panel Bottom Feed	Special Order*		104
SSTLS110B	SST SURF MNT 10 Loop 1-1/4" SS Man. Large Mixing Panel Bot. Feed	Special Order*		106	SSTSR110T	SST Recessed 10 Loop 1-1/4" SS Manifold Small Mixing Panel Top Feed	Special Order*		104
SSTLS110T	SST SURF MNT 10 Loop 1-1/4" SS Man. Large Mixing Panel Top Feed	Special Order*		106	SSTSR112B	SST Recessed 12 Loop 1-1/4" SS Manifold Small Mixing Panel Bottom Feed	Special Order*		104
SSTLS112	SST SURF Mount 12 Loop 1-1/4" SS Manifold Large Mixing Panel	Discontinued			SSTSR112T	SST Recessed 12 Loop 1-1/4" SS Manifold Small Mixing Panel Top Feed	Special Order*		104
SSTLS112B	SST SURF MNT 12 Loop 1-1/4" SS Man. Large Mixing Panel Bot. Feed	Special Order*		106	SSTSS104	SST Surface Mount 4 Loop 1-1/4" SS Manifold Small Mixing Panel	Discontinued; see SSTSS104B		
SSTLS112T	SST SURF MNT 12 Loop 1-1/4" SS Man. Large Mixing Panel Top Feed	Special Order*		106	SSTSS104B	SST SURF MNT 4 Loop 1-1/4" SS Man. Small Mixing Panel Bot. Feed	Special Order*		104
SSTLS204B	SST SURF MNT 4 Loop 1-1/4" High Flow SS Man. Large Pump Panel Bot. Feed	Special Order*		106	SSTSS104T	SST SURF MNT 4 Loop 1-1/4" SS Man. Small Mixing Panel Top Feed	Special Order*		104
SSTLS204T	SST SURF MNT 4 Loop 1-1/4" High Flow SS Man. Large Pump Panel Top Feed	Special Order*		106	SSTSS106	SST Surface Mount 6 Loop 1-1/4" SS Manifold Small Mixing Panel	Discontinued; see SSTSS106B		
SSTLS206B	SST SURF MNT 6 Loop 1-1/4" High Flow SS Man. Large Pump Panel Bot. Feed	Special Order*		106	SSTSS106B	SST SURF MNT 6 Loop 1-1/4" SS Man. Small Mixing Panel Bot. Feed	Special Order*		104
SSTLS206T	SST SURF MNT 6 Loop 1-1/4" High Flow SS Man. Large Pump Panel Top Feed	Special Order*		106	SSTSS106T	SST SURF MNT 6 Loop 1-1/4" SS Man. Small Mixing Panel Top Feed	Special Order*		104
SSTLS208B	SST SURF MNT 8 Loop 1-1/4" High Flow SS Man. Large Pump Panel Bot. Feed	Special Order*		106	SSTSS108	SST Surface Mount 8 Loop 1-1/4" SS Manifold Small Mixing Panel	Discontinued; see SSTSS108B		
SSTLS208T	SST SURF MNT 8 Loop 1-1/4" High Flow SS Man. Large Pump Panel Top Feed	Special Order*		106	SSTSS108B	SST SURF MNT 8 Loop 1-1/4" SS Man. Small Mixing Panel Bot. Feed	Special Order*		104
SSTLS210B	SST SURF MNT 10 Loop 1-1/4" High Flow SS Man. Large Pump Panel Bot. Feed	Special Order*		106	SSTSS108T	SST SURF MNT 8 Loop 1-1/4" SS Man. Small Mixing Panel Top Feed	Special Order*		104
SSTLS210T	SST SURF MNT 10 Loop 1-1/4" High Flow SS Man. Large Pump Panel Top Feed	Special Order*		106	SSTSS110	SST SURF Mount 10 Loop 1-1/4" SS Manifold Small Mixing Panel	Discontinued; see SSTSS110B		
SSTLS212B	SST SURF MNT 12 Loop 1-1/4" High Flow SS Man. Large Pump Panel Bot. Feed	Special Order*		106	SSTSS110B	SST SURF MNT 10 Loop 1-1/4" SS Man. Small Mixing Panel Bot. Feed	Special Order*		104
SSTLS212T	SST SURF MNT 12 Loop 1-1/4" High Flow SS Man. Large Pump Panel Top Feed	Special Order*		106	SSTSS110T	SST SURF MNT 10 Loop 1-1/4" SS Man. Small Mixing Panel Top Feed	Special Order*		104
SSTSR104	SST Recessed 4 Loop 1-1/4" SS Manifold Small Mixing Panel	Discontinued; see SSTSR104B							

* Check with your local representative for availability.
** Lead time may vary. Call to confirm time line.

Stk#	Description	Status	List Price / Unit	Pg.
SST5112B	SST SURF MNT 12 Loop 1-3/4" SS Man. Small Mixing Panel Bot. Feed	Special Order*		104
SST5112T	SST SURF MNT 12 Loop 1-3/4" SS Man. Small Mixing Panel Top Feed	Special Order*		104
TMP040	TMP 40MBH 3-way Mixing Panel			72
TMP070	TMP 70MBH 3-way Mixing Panel			72
TMP070Z	TMP 70MBH 3-way Mixing Panel with Zoning	Special Order*		74
TMP085DP	TMP 85MBH Dual Pump 3-way Mixing panel			76
TMP200DT	TMP 200MBH 2-Temperature 3-way Mixing Panel			78
TSM304R	TSM Recessed 4 Loop TwistSeal® Mini Multiport Manifold Panel	Discontinued		
TSM306R	TSM Recessed 6 Loop TwistSeal® Mini Multiport Manifold Panel	Discontinued		
TSM308R	TSM Recessed 8 Loop TwistSeal® Mini Multiport Manifold Panel	Discontinued		
TSM310R	TSM Recessed 10 Loop TwistSeal® Mini Multiport Manifold Panel	Discontinued		
TWH070	TWH 70MBH Tankless Water Heater Mixing Panel			80
TWH070P	TWH 70MBH Tankless Water Heater Mixing Panel (DHW Priority Opt)	Special Order*		82
TWH070PS	TWH 70MBH Tankless Water Heater Mixing Panel with DHW Priority	Discontinued; see TWH070P		
TWH070XP	TWH 70MBH HH Tankless Water Heater Mixing Panel (DHW Priority Opt)			82
TWH070XPS	TWH 70MBH HH Tankless Water Heater Mixing Panel with DHW Priority	Discontinued; see TWH070XP		
TWH070XPZ	TWH 70MBH High Head Tankless Water Heater Mixing Panel with Zoning	Special Order*		84
TWH070Z	TWH 70MBH Tankless Water Heater Mixing Panel with Zoning	Special Order*		84
V101	V100 Boiler Panel	New!		64
V102	V100 Boiler Panel High Capacity	New!		64
WHP130	WHP 130MBH Water Heater Pump Panel with DHW Priority	Discontinued; see WHP130P		
WHP130P	WHP 130MBH Water Heater Pump Panel (DHW Priority Optional)	Special Order*		90
WHTW5H34	3/4" Nitrile Washer for Panels			156
wsb2	#2 Water Sample Bottle w/ Cap - General			57
ZMP006	ZMP 6 Branch Zone Mixing Panel	Discontinued		
ZMP008	ZMP 8 Branch Zone Mixing Panel	Discontinued		
ZMP010	ZMP 10 Branch Zone Mixing Panel	Discontinued		
ZMP012	ZMP 12 Branch Zone Mixing Panel	Discontinued		
ZMP014	ZMP 14 Branch Zone Mixing Panel	Discontinued		

* Check with your local representative for availability.
** Lead time may vary. Call to confirm time line.





Toll Free Phone: 1-800-661-5332
Toll Free Fax: 1-866-450-1155

purchaseorder@heatlink.com
quotes@heatlink.com
www.heatlink.com

HeatLink, DryAbove, DryBelow, EasyFit, EndBend, HeatSeal, PexCube, PureLink, and SpacerClip are either registered trademarks or trademarks of HeatLink Group Inc.