

SubstiTUBE® DULUX® LED Pin Base Lamps



SubstiTUBE DULUX LED Pin Base lamps are direct replacements for compact fluorescent lamps. They can be directly installed without the need to bypass the existing CFL ballast. The lamps are available in GX23 and G24Q/GX24Q bases and in magnetic or electronic ballast configurations.

The LED pin base lamps have all the features of your typical LEDs, such as low heat emission and high energy efficiency, and a long rated life of 50,000 hours (L₇₀).

Key Features & Benefits

- Quick and easy replacement for 26W CFLs
- Available in GX23 and G24Q/GX24Q bases, horizontal and vertical configurations
- High LPW of 122
- Solution for both electronic and magnetic ballasts
- Among the highest efficacy, life, and warranty in the marketplace
- DLC compliant, improves utility rebates
- Direct replacement – for use with Electronic, Instant Start, Rapid Start ballasts with no rewiring required
- Available in 2700K, 3500K, or 4100K, depending on model
- Long life up to 50,000 hrs (L₇₀)
- 5 year warranty

Product Offering

Ordering Abbreviation	Wattage	CCT	Typical Lumens
LED9PBGX23H	9	2700K, 4100K	950, 1100
LED9PBGX24Q	9	3500K, 4100K	850, 900
LED9PBGX24V	9	3500K, 4100K	850, 900

Application Information

Applications

- Commercial
- Healthcare facilities
- Hospitality
- Office
- Property management
- Residential
- Retail

Application Notes

1. Operating Temperature range between -20°C and 45°C.
2. Not for use in totally enclosed fixtures.
3. Suitable for damp locations.
4. Not for use with emergency light fixtures or exit lights.
5. Not suitable for use in dimming applications.

Specifications and Certifications



Specification Data

Catalog #	Type
Project	
Comments	
Prepared by	

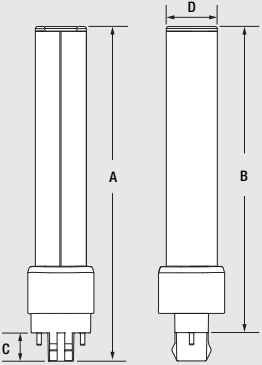
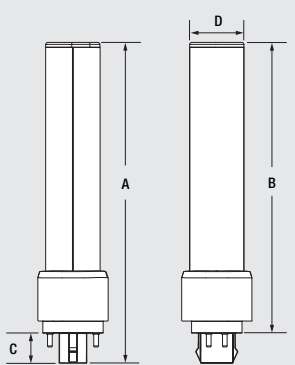
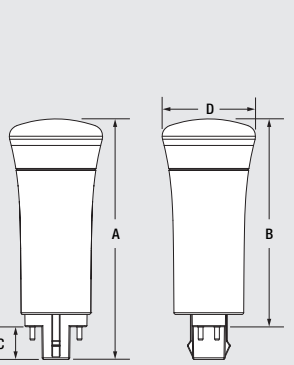

Ordering Information

Item Number	Ordering Abbreviation	Configuration	Wattage	Lumens (lm)	CCT	CRI	DIM	DLC (Y/N)
75034	LED9PBGX23H827	Horizontal	9W	950	2700K	80	No	N
75035	LED9PBGX23H841	Horizontal	9W	1100	4100K	80	No	N
75036	LED9PBGX24QH835	Horizontal	9W	850	3500K	80	No	Y
75037	LED9PBGX24QH841	Horizontal	9W	900	4100K	80	No	Y
75038	LED9PBGX24QV835	Vertical	9W	850	3500K	80	No	Y
75039	LED9PBGX24QV841	Vertical	9W	900	4100K	80	No	Y

Ordering Guide

LED	9	/	PB	/	GX23	/	H	/	8	35
LED Lamp	Wattage		Pin Base		Base Type		Orientation		CRI= 80+	Color Temperature

Lamp Dimensions

				
	(A) Max. Overall Length	(B) Base Face to Top of Lamp	(C) Guide Post Length	(D) Max. Base Width
Ordering Abbreviation				
GX23	6.77" (172mm)	6.18" (157mm)	.59" (15mm)	1.06" (27mm)
GX24Q	6.61" (168mm)	6.02" (153mm)	.59" (15mm)	1.06" (27mm)
Gx24Q	4.63" (117.5mm)	4.0" (101.5mm)	.63" (16mm)	1.81" (46mm)

Our lamps can service a variety of Ballast wattage as follows:

GX24Q/G24Q						
Ballast*						
13W**		18W		26W		
CCT	3500K	4100K	3500K	4100K	3500K	4100K
Lumen	440	460	590	630	850	900
Wattage	4.5w	4.5w	6.5w	6.5w	9W	9W

GX23						
Ballast*						
13W**		18W		26W		
CCT	2700K	4100K	2700K	4100K	2700K	4100K
Lumen	600	690	740	860	950	950
Wattage	5.5w	5.5w	6.5w	6.5w	9W	9W

*Individual ballasts impact overall performance due to their different output current and this chart is meant as a guide.
 **May not install into some 13W PLS luminaires due to its size.

LEDVANCE LLC
200 Ballardvale Street
Wilmington, MA 01887 USA
Phone 1-800-LIGHTBULB (1-800-544-4828)
www.sylvania.com

SYLVANIA and LEDVANCE are registered trademarks.
All other trademarks are those of their respective owners.
Licensee of product trademark SYLVANIA in general lighting.
Specifications subject to change without notice.

