



**The
Brush Man™**
EXCELLENT SERVICE & QUALITY PRODUCTS

**MANUFACTURER & MASTER
DISTRIBUTOR OF CONSUMABLE
& ACCESSORY ITEMS**

**Providing Unmatched
SERVICE & QUALITY
For Over 42 years!**



Acid Brushes.....	15 & 19
Adhesive Brushes/Chip.....	7
Adjustable Shock Cords.....	47
Applicator Pads.....	19
Asphalt Primer.....	36
Aviation Snips.....	35
Axes/Picks/Mattocks.....	9
Bags - Trash.....	3
Band Clamps.....	29
Blade, Floor Scraper.....	34
Blades, Diamond.....	29
Blades - Knife.....	34
Blue Painter's Tape.....	37
Boot & Shoe Brush.....	12
Boots, Slush.....	42
Brushes:	
Acid Scrub.....	15 & 19
Adhesive.....	7
Boot & Shoe.....	12
Bowl.....	17
Chip.....	7
Concrete Finishing.....	11
Counter.....	17
Deck Scrubs.....	15
Draftsman Brush.....	16
Floor Sweeps.....	12
General Purpose.....	17
Hand Scrubs.....	16 - 17
Industrial.....	19
Masonry.....	16
Paperhanger/Smoothen.....	16
Parts Cleaning.....	17
Paint Brushes.....	20
Radiator Brush.....	16
Roofing.....	13
Rubber Broom & Squeegee.....	13
Smoothen Brush.....	16
Street Brooms.....	13
Truck/Car Wash.....	15
Upright Brooms.....	18
Utility (Pot).....	17
Scrubs/Deck/Car/Truck.....	15
Window Brushes.....	16
Wire Hand Brushes.....	19
Buckets/Pails.....	21
Bungee Cords.....	47
Car Covers.....	44
Car/Truck Wash Brushes.....	15
Caulking Guns.....	28
Caution/Danger Tape.....	3
Chalk - Marking.....	37
Chalk Reels/Chalk.....	37
Chip Brushes.....	7
Clamp Kits.....	287
Clamps, Individual Band.....	28
Cleaner/Degreaser.....	47
Coating Applicators.....	24
Concrete Finishing Brushes.....	11
Cones, Traffic.....	42
Cones, Warning Diverter.....	3
Core Cutters.....	25
Corn Brooms.....	18
Counter Brushes.....	17
Coveralls, Tri-Tuff®.....	42
Covers - Roller.....	4 - 5
Crayons, Lumber.....	36
Deck Scrubs.....	15
Degreaser/Cleaners.....	47
Diamond Blades.....	29
Driveway Applicators.....	11
Drop Cloths - Butyl Coated.....	23
Duct Tape.....	37

Dust Mops/Frames.....	45
Dust Pans.....	18
EPDM Brush.....	7
EPDM Scrubbing Sponge.....	27
Extension Cords.....	23
Extension Ladders.....	45
Fall Protection Kit.....	40
Felt Brooms.....	11
First Aid Kits.....	40
Flags - Pennant.....	3
Floor Squeegees.....	10 - 11
Floor Sweeps.....	12
Fork, Roofers Pitch.....	9
Fuel Cans.....	41
Garbage Bags.....	3
Glasses - Safety.....	43
Gloves.....	38 - 39
Goggles.....	43
Hammer / Hatchet.....	29
Hand Cleaner.....	47
Hand Towels.....	47
Handle Adapter.....	14
Handle Braces.....	14
Handles, Threaded/Tapered.....	15
Handles, Extension.....	14
Handles, Roofing.....	46
Hard Hats.....	43
Hatchet / Hammer.....	29
Insulation Knife.....	35
Knee Pads.....	40
Knife Blades.....	34
Knives.....	34
Knot Brushes/Roofers.....	13
Ladders - Extension.....	45
Leak Stop - Emergency.....	46
Lumber Crayons.....	36
Manifold - 2-Part Adhesive.....	25
Marking Spray Paint.....	36
Marking Sticks.....	36
Masking Tape - BLUE.....	37
Masking Tape - Gen Purp.....	37
Mason Twine.....	36
Masonry Brushes.....	16
Measuring Tapes.....	26
Measuring Wheels.....	26
Mixers, Mud & Paint.....	22
Mop Handles - Dust.....	45
Mop Handles - Wet.....	44
Mops, Dust.....	45
Mops, Roofing.....	46
Mops, Wet.....	44
Packaging Tape.....	37
Pads & Pad Holders.....	27
Pail Lid Opener.....	21
Pails/Buckets.....	21
Paint:	
Asphalt Primer.....	36
Inverted Marking.....	36
Roof Paint.....	36
Paint Brushes.....	20
Paint Scraper, 5-In-1.....	35
Paint Trays.....	7
Painter's Plastic.....	32
Pallet Covers.....	32
Paperhanger Brush.....	16
Pennant Flags.....	3
Picks/Mattocks/Axes.....	9
Pitch Fork.....	9
Pitch Gel/After Cream.....	41
Pitch Hoods.....	41

Poly Sheeting.....	33
Power Cords.....	23
Push Brooms.....	12
Radiator Brush.....	16
Rags.....	22
Rain Suit.....	42
Respirators.....	43
Roller Covers.....	4 - 5
Roller Frames.....	5 - 7
Roofing Brushes.....	13
Roof Paint.....	36
Roofing Mops & Handles.....	46
Roofing Torches.....	25
Rope.....	33
Rubber Broom w/Squeegee.....	33
Safety Harness.....	40
Safety Items:	
Boots - Slush.....	42
Bungee Cords.....	47
Coveralls, Tri-Tuff®.....	42
Fall Protection Kit.....	40
First Aid Kits.....	40
Fuel Cans.....	41
Gloves.....	38 - 39
Goggles.....	43
Hard Hats.....	43
Harness - Roofers.....	40
Knee Pads.....	40
Pennant Flags.....	3
Pitch Hoods.....	41
Pitch Gel/After Cream.....	41
Rain Suit.....	42
Respirators.....	43
Rope.....	33
Spray Sock.....	41
Tapes (Caution/Danger).....	3
Traffic Cones.....	3 & 42
Vests.....	40
Wasp Spray.....	40
Saw - Drywall.....	35
Scissors.....	See Shears
Scoops.....	8 - 9
Scoring Knife.....	35
Scraper, 5-In-1 Paint.....	35
Scrub Brushes.....	15
Seam Probe/Marker.....	31
Seam Rollers.....	30 - 31
Seam Test Tools.....	31
Shears.....	35
Shingle Hatchet.....	29
Shingle Remover.....	9
Shoe Brush.....	12
Shovels.....	8 - 9
Snips, Aviation.....	35
Spades.....	8
Spiked Shoes.....	31
Sponge, EPDM.....	27
Spray Sock.....	41
Spreaders - Tank.....	24
Spud Bar.....	9
Squeegees-Floor.....	10 - 11
Squeegees-Notched.....	10 - 11
Staple Hammer Tacker.....	29
Street Brooms.....	13
Stretch Wrap.....	39
Tape:	
Caution.....	3
Danger.....	3
Dispenser.....	37
Duct.....	37
Masking - Blue.....	37

Measuring.....	26
Packaging.....	37
Tank Spreaders.....	24
Tarps.....	32
Torches, Roofing.....	25
Traffic Cones.....	3 & 42
Trash Bags.....	3
Trowels.....	27
Truck/Car Wash Brushes.....	15
Twine, Mason.....	36
Upright Brooms.....	18
Utility (Pot) Brushes.....	17
Vests - Safety.....	40
Warning Line Diverters.....	3
Wasp Spray.....	40
Window Brushes.....	16
Window Squeegees.....	11
Wire Hand Brushes.....	19
Wrecking Bars.....	9
Zip Ties.....	23



NEW ITEMS FOR 2020



9" Premium
Roller Frame
w/Short Handle



Titan
Roller
Frames -
8" & 16"



Vee Manifold
PREMIUM



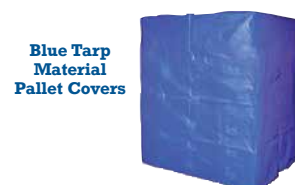
Recycled
White
Half-Terry
Rags



MaxiSoft™
Rubber Broom
w/Squeegee



Mag-Hatch 17 oz
Magnetic Roofing Hatchet



Blue Tarp
Material
Pallet Covers

TRASH BAGS

BUCKET O'BAGS

- High Quality Resin - Hexene Mix
- 3-Mil, 42-Gallon
- 2-Gallon Reusable Heavy Duty Bucket

Finally, a bag tougher than your mother-in-law!



#TRASHBAG-BUCKET.....**40 bags/bucket**, 5 lbs/bucket

3-MIL 42-GALLON BAGS

There are many '3-mil' trash bags in the field! **3-mil tells you how thick they are - NOT how strong!** We have tested many. Here's one that every roofer can throw off the roof loaded with trash!

#TRASH BAG 42-20PL.....**20 bags/ctn**, 7 lbs/ctn

#TRASH BAG 42-50PL.....**50 bags/ctn**, 17 lbs/ctn

What about the one you stock?
Don't take for granted - ask your customers!



Ours are designed to STRETCH, not TEAR!



3-MIL 55-GALLON BAGS

Same great quality but in a 55-gallon bag.

#TRASH BAG 55-15PL.....**15 bags/ctn**, 6 lbs/ctn



PENNANT FLAGS

Pennant flags are required by OSHA for perimeter marking of every above ground construction area, flat roof jobs and open upper-level construction. Our pennant flags are attached to a 100 ft. line that **exceeds the 500 lb break strength that OSHA now requires.**

- ALL ARE UVI PROTECTED
- EXCEEDS OSHA STANDARDS
- 100' OVERALL LENGTH
- 42 PENNANTS PER LINE

#PENNANT OSHA Y.....**yellow** pennant flags.....10/ctn, 12 lbs/ctn

#PENNANT OSHA R.....**red** pennant flags.....10/ctn, 12 lbs/ctn

#PENNANT OSHA RY.....**red & yellow** pennant flags.....10/ctn, 12 lbs/ctn



39" WARNING LINE DIVERTER

39" trimline channelizer designed for service in a wide variety of applications. High-impact, low-density polyethylene with reinforced easy-grip loop handle, 30# rectangular base.

Meets OSHA requirements!

- Passes 16# horizontal pull test.
- 39" high tie-off.

#SAFETY-DIV-CONE..... 60/pallet, 2015 lbs (total weight *)
(* Ships on separate pallets.)

- Break-Away Design
- Stackable with or without base.
- Has 2 mounting holes for warning devices.
- 46-1/4" overall height.
- 30" x 14" base.



STAY IN COMPLIANCE!

Only use OSHA Approved Warning Line Bases!

Ours cones/bases meet OSHA Requirements!



Bulk Pricing Available

DANGER / CAUTION TAPE

Contractor grade, 2-mil thickness, non-toxic, non-flammable, UV-resistant ink, lead free.

DANGER	DANGER	DANGER	DANGER	DANGER	DANGER	DANGER	DANGER	DANGER
#TAPE DANGER300.....	3" x 300'	16 rolls/ctn	14 lbs/ctn				
#TAPE DANGER1000.....	3" x 1,000'	10 rolls/ctn	19 lbs/ctn				

CAUTION	CAUTION	CAUTION	CAUTION	CAUTION	CAUTION	CAUTION	CAUTION	CAUTION
#TAPE CAUT10002M.....	2-Mil, 3" x 1,000'	10 rolls/ctn	19 lbs/ctn				

Other wordings & lengths available!
Special Order



ROLLER COVERS FOR MOST EVERY CONTRACTING JOB

THE GREAT
DANE
TOOL COMPANY



These covers are the best covers **commercial roofers** can use for applying **adhesives!** Our nap is fused onto a 1-1/2" diameter 2-ply polypropylene core.

Especially made for the commercial roofer applying adhesive coatings. We've examined many imports and none match up to the quality, performance and durability of ours.

THE GREAT
DANE
TOOL COMPANY

For Most Every
Contracting Job!



2-PLY POLY CORE



	Cover Width	Nap Length	Qty/Ctn	Lbs/Ctn
#RC18-1/4-HD	Poly Core.....	18"	1/4"	24..... 7
#RC18-3/8-HD	Poly Core.....	18"	3/8"	24..... 9
#RC18-1/2-HD	Poly Core.....	18"	1/2"	24..... 7
#RC18-3/4-HD	Poly Core.....	18"	3/4"	24..... 8
#RC18-1-1/4-HD	Poly Core.....	18"	1-1/4"	24..... 10
#RC9-1/4-HD	Poly Core.....	9"	1/4"	36..... 5
#RC9-3/8-HD	Poly Core.....	9"	3/8"	36..... 6
#RC9-1/2-HD	Poly Core.....	9"	1/2"	36..... 6
#RC9-3/4-HD	Poly Core.....	9"	3/4"	36..... 6
#RC9-1-1/4-HD	Poly Core.....	9"	1-1/4"	36..... 9
#RC7-3/8-HD	Poly Core.....	7"	3/8"	36..... 5
#RC4-3/8-HD	Poly Core.....	4"	3/8"	48..... 4
#RC4-1/2-HD	Poly Core.....	4"	1/2"	48..... 4
#RC4-3/4-HD	Poly Core.....	4"	3/4"	48..... 4
#RC3-3/8-HD	Poly Core.....	3"	3/8"	48..... 3
#RC3-1/4-HD	Poly Core.....	3"	1/4"	48..... 2

2-Ply Poly Core

VS.

Phenolic Core



What our covers have in common....

- ← Made in USA (Not Imported!) →
- ← Extremely Solvent-Resistant - Will Not Dissolve! →
- ← Top quality polyester nap that will not separate! →
- ← They WORK - Stiff cores that last! →

How they are different...

Core made of 2 layers of polypropylene.

Nap is fused to the core.

COMPETITIVELY PRICED!!

Core made from 4 layers of resin-infused paper, baked & hardened.

Nap adhered with a 2-part epoxy.

Slight premium over the 2-ply poly cores.

PHENOLIC CORE ROLLER COVERS

	Cover Width	Nap Length	Qty/Ctn	Lbs/Ctn
#RC18-3/8-PHEN	Phenolic Core	18"	3/8"	12..... 5
#RC18-3/4-PHEN	Phenolic Core (Sp Order)	18"	3/4"	12..... 5
#RC9-3/8-PHEN	Phenolic Core (Sp Order)	9"	3/8"	36..... 6
#RC9-1/2-PHEN	Phenolic Core	9"	1/2"	36..... 6
#RC9-3/4-PHEN	Phenolic Core	9"	3/4"	36..... 8
#RC4-3/8-PHEN	Phenolic Core	4"	3/8"	48..... 4
#RC4-1/2-PHEN	Phenolic Core	4"	1/2"	48..... 4
#RC3-3/8-PHEN	Phenolic Core	3"	3/8"	48..... 3

THE GREAT
DANE
TOOL COMPANY



Phenolic Core



CARPET NAP ROLLER COVERS

Preferred by many roofers for applying adhesives & coatings. Phenolic core with 2-part epoxy holding the nap secure.

#RC18-C	18" carpet nap cover.....	12/ctn, 6 lbs/ctn
#RC9-C	9" carpet nap cover.....	12/ctn, 4 lbs/ctn
#RC4-C	4" carpet nap cover.....	36/ctn, 4 lbs/ctn

Carpet Nap

THE GREAT
DANE
TOOL COMPANY




COARSE EPOXY COATER (Looped Roller Covers)

Perfect for applying liquids with power equipment. 1-1/2" diameter synthetic core.

#RC18-LOOP	18" looped nap cover.....	12/ctn, 5 lbs/ctn
#RC9-LOOP	9" looped nap cover.....	12/ctn, 4 lbs/ctn

'Looped'
Nap



THE GREAT
DANE
TOOL COMPANY

PERFORATED CORE ROLLER COVERS

Perfect for applying liquids with power equipment. The core is uniformly perforated, allowing the liquid to dispense through the nap. 3/8" nap.

#RC18-3/8PERF	18" perforated core cover	12/ctn, 4 lbs/ctn
---------------------	--------------------------------	-------------------

THE GREAT
DANE
TOOL COMPANY

Perforated
Core



SHED-RESISTANT ROLLER COVERS

For flooring contractors or other various coating jobs requiring **minimum linting!** Great for use with clear coatings! High quality white fabric nap cover.



#RC18-1/4LF	18" shed-resistant cover, 1/4" nap	24/ctn, 7 lbs/ctn
#RC18-3/8LF	18" shed-resistant cover, 3/8" nap	24/ctn, 8 lbs/ctn
#RC18-1/2LF	18" shed-resistant cover, 1/2" nap	24/ctn, 8 lbs/ctn
#RC18-3/4LF	18" shed-resistant cover, 3/4" nap (<i>Sp Order</i>)	12/ctn, 5 lbs/ctn
#RC9-1/4LF	9" shed-resistant cover, 1/4" nap	36/ctn, 7 lbs/ctn
#RC9-3/8LF	9" shed-resistant cover, 3/8" nap	36/ctn, 7 lbs/ctn
#RC9-1/2LF	9" shed-resistant cover, 1/2" nap	36/ctn, 7 lbs/ctn
#RC9-3/4LF	9" shed-resistant cover, 3/4" nap	12/ctn, 3 lbs/ctn
#RC4-3/8LF	4" shed-resistant cover, 3/8" nap	48/ctn, 4 lbs/ctn
#RC4-1/2LF	4" shed-resistant cover, 1/2" nap	48/ctn, 5 lbs/ctn
#RC3-3/8LF	3" shed-resistant cover, 3/8" nap	48/ctn, 4 lbs/ctn



24", 30" and 36" shed-resistant covers also available!

#RC18-M	18" mohair cover	12/ctn, 4 lbs/ctn
#RC9-M	9" mohair cover	12/ctn, 4 lbs/ctn



JUMBO 2-1/4" DIAMETER ROLLER COVERS

2-1/4" diameter synthetic core designed for maximum surface coverage.



#RC18-1/2J (<i>Sp Order</i>)	18" JUMBO cover, 1/2" nap	12/ctn, 7 lbs/ctn
#RC9-1/2J	9" JUMBO cover, 1/2" nap	12/ctn, 4 lbs/ctn
#RC9-3/4J (<i>Sp Order</i>)	9" JUMBO cover, 3/4" nap	12/ctn, 4 lbs/ctn
#RC4-1/2J	4" JUMBO cover, 1/2" nap	24/ctn, 4 lbs/ctn



REQUIRES
JUMBO CAGE
ROLLER FRAMES
(sold separately)

JUMBO 2-1/4"
diameter core.



MICROFIBER ROLLER COVERS (SPECIAL ORDER)

Solvent-resistant polypropylene core, non-shedding fluffy luxurious nap. Holds more paint & delivers it with less friction.



#RC9-MICFBR-1/4	9" microfiber cover, 1/4" nap	12/ctn, 3 lbs/ctn
#RC9-MICFBR-3/8	9" microfiber cover, 3/8" nap	12/ctn, 3 lbs/ctn
#RC9-MICFBR-9/16	9" microfiber cover, 9/16" nap	12/ctn, 3 lbs/ctn
#RC18-MICFBR-1/4	18" microfiber cover, 1/4" nap	12/ctn, 4 lbs/ctn
#RC18-MICFBR-3/8	18" microfiber cover, 3/8" nap	12/ctn, 4 lbs/ctn
#RC18-MICFBR-9/16	18" microfiber cover, 9/16" nap	12/ctn, 4 lbs/ctn



- Non-Shedding, Non-Matting
- Easy to clean.
- No splatter.

SHED-RESISTANT MINI ROLLER COVERS & MINI FRAMES

MINI ROLLER COVERS (24 PACKS/CTN, 48 COVERS/CTN)

1/4" diameter hard nylon core.

Solvent-Resistant. Nap is fused to the core.




#RCM6-1/2-1/4LF	6-1/2" cover, 1/4" nap	4 lbs/ctn
#RCM6-1/2-3/8LF	6-1/2" cover, 3/8" nap	4 lbs/ctn
#RCM6-1/2-1/2LF	6-1/2" cover, 1/2" nap	4 lbs/ctn
#RCM4-3/8LF	4" cover, 3/8" nap	3 lbs/ctn



Shed-Resistant


MINI ROLLER FRAMES

	Frame Length	Cover Width	
#RFM6-1/2-12 (<i>Sp Order</i>)	12"	6-1/2"	12/ctn, 4 lbs/ctn
#RFM6-1/2-24	24"	6-1/2"	12/ctn, 7 lbs/ctn
#RFM4-16	16"	4"	12/ctn, 4 lbs/ctn



18" PROFESSIONAL ROLLER FRAMES

18" steel-reinforced frame, 5-wire cage - won't spread out and lose the cover. Any size or type of handle can be used on the job site, no threads or drilled holes in handles needed.



#RF18HD

We recommend our #HD60T (1-1/8" x 60") handle.

THE GREAT DANE TOOL COMPANY



#RF18HD 18" HD Roller Frame w/Cage...3/ctn, 11 lbs/ctn

#RF18HD-CAGE .. Replacement cage for #RF18HD. . 1/ctn, 1 lb/ctn

18" lightweight AND durable roller frame, no cage, comes with 2 end caps. Use any 15/16" or 1-1/8" dia handle. Adjustable handle opening.

#RF18LW Use with 18" regular covers. . 12/ctn, 14 lbs/ctn

#RF18LW-END CAP EXTRA END CAPS - #RF18LW. 48/ctn, 2 lbs/ctn



#RF18LW

For most every job including roof coatings.

18" lightweight poly roller frame. Molded black poly frame with threaded handle hole. Adjustable ends with mounted poly end caps.

#RF18LW-SP 18" Lightweight Frame 12/ctn, 14 lbs/ctn

#RF18LW-SP-CAP EXTRA END CAPS - #RF18LW-SP 24/ctn, 1 lb/ctn



#RF18LW-SP



#RF18PRO

18" professional roller frame. Metal frame adjusts from 12" to 18". Ergonomic handle also has threaded handle hole for use with extension handles. Plastic end caps attached.

#RF18PRO 18" Professional Frame 6/ctn, 14 lbs/ctn

#RF18PRO-EC..... EXTRA END CAPS - #RF18PRO 24/ctn, 1 lb/ctn

9", 7" 4" & 3" PROFESSIONAL ROLLER FRAMES



9" FRAMES

9" heavy duty frame, 5/16" stem for maximum strength, 5-wire cage.

#RF9HD 12/ctn, 9 lbs/ctn

Same as #RF9HD but w/JUMBO 2-1/4" diameter 6-wire cage. FOR JUMBO ROLLER COVERS ONLY

#RF9HD-J..... 12/ctn, 14 lbs/ctn

9" heavy duty cage frame, x-tra long 5/16" stem, 5-wire cage.


#RF9HD-LN 12/ctn, 12 lbs/ctn

9" heavy duty cage frame, wood handle, 5/16" stem, 5-wire cage. (Special Order)

#RF9HD-W 12/ctn, 10 lbs/ctn

9" regular duty cage frame, 1/4" stem.

#RF9..... 12/ctn, 7 lbs/ctn



9" Heavy Duty Frame
#RF9HD




All frames 3-9" have reinforced threaded handle holes.



9" HD Frame
w/Jumbo Cage
#RF9HD-J



9" HD Cage Frame
w/X-tra Long Stem
#RF9HD-LN



9" HD Frame
w/Wood Handle
#RF9HD-W



9" Economy
Cage Frame
#RF9

7" FRAMES

7" heavy duty frame, 5/16" stem for maximum strength, 5-wire cage. (Not Shown)

#RF7HD 12/ctn, 8 lbs/ctn

4" FRAMES

4" regular duty cage frame, 1/4" stem.

#RF4..... 24/ctn, 9 lbs/ctn

4" JUMBO cage frame, 5/16" stem, 6-wire cage.

#RF4-J 12/ctn, 9 lbs/ctn



4" Cage Frame
#RF4



3" Cage Frame
#RF3

4" HD Cage Frame
w/JUMBO Cage
#RF4-J

3" FRAMES

3" regular duty cage frame, 1/4" stem.

#RF3..... 24/ctn, 8 lbs/ctn

9" NON-SLIP HEAVY DUTY ROLLER FRAME

9" NON-SLIP heavy duty roller frame.

Has special end cap that prevents 'walking' by the cover.

#RF-9-HD-NO-SLIP 24/ctn, 23 lbs/ctn

- 5/16" shank, 5-wire cage
- Rubberized handle for better grip.
- Reinforced threaded handle hole in the grip.

Special end cap that prevents 'walking' by the cover.



PREMIUM EXTRA-HEAVY DUTY ROLLER FRAMES

Extra heavy duty roller frame!

5/16" thick extra long shank, 5-wire cage.


Heavy duty nylon end caps. Reinforced threaded handle hole in the grip.

#RF-9-PREMIUM 9" ... 12/ctn, 13 lbs/ctn

#RF-4-PREMIUM (Sp Order) ... 4" ... 24/ctn, 18 lbs/ctn

Short-handle version:

#RF-9-PREM-SH 9" 12/ctn, 9 lbs/ctn



WHITE CHINA BRISTLE CHIP BRUSHES

White china bristle with sanded wood handle.

	Width	Thickness	Trim	Std. Pack / (Master Ctn)
#PB1/2.....	1/2	1/4	1-1/2	36/ctn (864/ctn), 2 lbs/ctn
#PB1.....	1	5/16	1-1/2	36/ctn (864/ctn), 3 lbs/ctn
#PB1-1/2.....	1-1/2	5/16	1-1/2	36/ctn (864/ctn), 3 lbs/ctn
#PB2.....	2	5/16	1-1/2	24/ctn (432/ctn), 2 lbs/ctn
#PB2HD <i>Dbl Thick</i>	2	1/2	2	24/ctn (144/ctn), 5 lbs/ctn
#PB2-1/2.....	2-1/2	3/8	1-1/2	24/ctn (432/ctn), 3 lbs/ctn
#PB3.....	3	3/8	1-1/2	24/ctn (432/ctn), 4 lbs/ctn
#PB3HD <i>Dbl Thick</i>	3	5/8	1-7/8	12/ctn (240/ctn), 3 lbs/ctn
#PB4.....	4	3/8	1-3/4	12/ctn (240/ctn), 2 lbs/ctn
#PB4HD <i>Dbl Thick</i>	4	11/16	2	12/ctn (144/ctn), 3 lbs/ctn

Check our quality against others!



4" EPDM ROOFING BRUSH

4" width applies adhesives quickly. Special 1-1/2" short trim - very stiff synthetic fill.

#PB4SP..... 4" roofers adhesive brush.....12/ctn, 3 lbs/ctn



Excellent For EPDM roof application.

PAINT TRAYS & LINERS

4" plastic paint tray.

#PAINT TRAY 4P 200/ctn, 34 lbs/ctn

Economical - metal throw-away tray.

#PAINT TRAY 9M 24/ctn, 21 lbs/ctn

Disposable plastic liner fits our 9" metal paint tray.

#PAINT TRAY 9LNR 144/ctn, 10 lbs/ctn

Economical - poly re-usable tray.

#PAINT TRAY 9P 24/ctn, 14 lbs/ctn

21" x 13" x 3-1/2" 6-quart deep well plastic paint tray, solvent-resistant.

#PAINT TRAY 22 12/ctn, 16 lbs/ctn

4" Plastic Tray
#PAINT TRAY 4P

9" Metal Tray
#PAINT TRAY 9M

9" Plastic Tray
#PAINT TRAY 9P

9" Tray Liner
#PAINT TRAY 9LNR

21" Deep-Well Tray
#PAINT TRAY 22



SPADES - ROOFERS

- **Fulcrums Welded Around Perimeter - Maximum Reinforcement Where It Is Needed!**
- **Premium Ash Handle**
- **Handle Dual-Riveted In Socket**



WITH Fulcrum

SERRATED Tear-Off Spade - Long Fiberglass Handle

#SPADE-3-LFG-S-I3/pack, 22 lbs/pack

SMOOTH Tear-Off Spade - Long Fiberglass Handle

#SPADE-3-LFG-I (A)3/pack, 21 lbs/pack

SERRATED Tear-Off Spade - Long Steel Handle

#SPADE-3-LST-S-I (B)3/pack, 26 lbs/pack

SMOOTH Tear-Off Spade - Long Steel Handle

#SPADE-3-LSTL-I (C)3/pack, 23 lbs/pack


SMOOTH Tear-Off Spade - Long Wood Handle

#SPADE-3-LW-I (D)3/pack, 18 lbs/pack

WITHOUT Fulcrum

SMOOTH Tear-Off Spade - Long Wood Handle, No Fulcrum

#SPADE-LW-I (E) 3/pack, 13 lbs/pack



SCOOPS

ALUMINUM SCOOPS

- **Stainless Steel/Wood D-Grip Design**
- **Dual-Riveted Socket**
- **Premium Ash Handle**



#12 Aluminum Scoop D-Grip Handle

#SCOOP-AL-DW12-I (F) 3/pack, 16 lbs/pack

STEEL SCOOPS

- **Stainless Steel/Wood D-Grip Design**
- **Dual-Riveted Socket**
- **Premium Ash Handle**



#8 Steel Scoop - D-Grip Handle

#SCOOP-ST-DW8-I (G)3/pack, 20 lbs/pack

#8 Steel Scoop - Long Wood Handle

#SCOOP-ST-LW8-I3/pack, 23 lbs/pack

#12 Steel Scoop - Poly D-Grip Handle

#SCOOP-ST-DW2-I 3/pack, 20 lbs/pack



#2 COAL SHOVELS

- **Stainless Steel/Wood D-Grip Design**
- **Dual-Riveted Socket**
- **Premium Ash Handle**



#2 Coal Shovel - D-Grip Handle

#SHOVEL-CO-DW2-I (H) 3/pack, 16 lbs/pack

#2 Coal Shovel - Long Wood Handle

#SHOVEL-CO-LW2-I (I) 3/pack, 18 lbs/pack

**IF YOU'RE NOT USING OUR
GREAT DANE TOOL LINE YET,
YOU SHOULD BE!**



**DESIGNED BY CONTRACTORS,
FOR CONTRACTORS!**



**Premium Northern Ash
Handles
Maximizes strength &
durability!**

**Stainless Steel /
Wood D-Grip Design
For heavy duty
commercial & contractor use!**



**Fulcrums Welded Around Perimeter
Maximum reinforcement
where it is
needed most!**



**All Sockets Dual Riveted
Significantly reduces
handle breakage!**

**Closed Back Shovel Blades
Reduces soil build-up &
adds overall strength!**

**Extra Thick 14-Gauge
Steel Blades
Maximum toughness!**



ABS POLY SCOOP

- Handle Dual-Riveted In Extra Long Socket
- Heavy Duty Poly Grip - Dual Riveted
- Premium Ash Handle

#12 ABS Poly Grain Scoop - Poly D-Grip Handle

#SCOOP-ABS-DW12 (J)3/pack, 24 lbs/pack

THE GREAT
DANE TOOL COMPANY

Dual-Riveted
Socket



ROUND & SQUARE POINT SHOVELS

- Dual-Riveted Socket
- Premium Ash Handle
- Extra-Thick 14-Gauge Steel
- Closed-back shovel blades - Reduces soil build-up & adds overall strength!



Extra-Thick
14-Gauge Steel
Blades

Dual-Riveted
Socket

THE GREAT
DANE TOOL COMPANY

Size 2 Round Point Shovel - Long Wood Handle

#SHOVEL-RD-LW2-I (K) .. 3/pack, 16 lbs/pack (Sp Order)

Size 2 Square Point Shovel - Long Wood Handle

#SHOVEL-SQ-LW2-I (L) ... 3/pack, 18 lbs/pack



AXES

Single bit axe, hardwood handle, 3-1/2 lb.

#AXE-W-I 6/pack, 32 lbs/pack



Single bit axe, yellow fiberglass handle, 3-1/2 lb.

#AXE-FG-SIN 4/pack, 20 lbs/pack



MATTOCK & HANDLE

5 lb cutter and mattock - Head Only

#MATTOCK-5 6/pack, 29 lbs/pack



Handle only for #MATTOCK-5.

#MATTOCK-HANDLE.....12/pack, 22 lbs/pack



WRECKING BAR

#WRECKING 15-I 15" wrecking bar.6/pack, 9 lbs/pack



SPUD BAR (SPECIAL ORDER)

72" spud bar, fine polished steel, 1" diameter.

#SPUD-BAR-I 2/pack, 34 lbs/pack



SHINGLE REMOVER WITH REPLACEABLE STEEL BLADE

Shingle tear-off tool with poly D-grip fiberglass handle.

#SHOVEL-SHING-FG 3/pack, 16 lbs/pack

Replacement tear-off blade (Sp Order):

#SHOVEL-SHING-RB 1 each



- Head: 8.5" wide replaceable steel serrated edge blade.
- Handle: 47.5" orange fiberglass with black poly D-Grip.

FORGED SPADING FORK

- Forged Steel Head
- 29" Wood Handle
- Dual-Riveted Metal & Wood D-Grip
- Metal Socket w/Dual

#PITCH-FORK-4WPD 3/pack, 14 lbs/pack



THE GREAT
DANE TOOL COMPANY

FLOOR SQUEEGEES

Steel-back floor squeegee with a 1/4" x 2" black Buna Blend rubber blade. Steel handle socket that won't crack or let go of the handle.

#FS318	18"	straight	steel channel	6/ctn, 11 lbs/ctn
#FS324	24"	straight	steel channel	6/ctn, 14 lbs/ctn
#FS330	30"	straight	steel channel	6/ctn, 17 lbs/ctn
#FS336	36"	straight	steel channel	6/ctn, 20 lbs/ctn
#FS348	48"	straight	steel channel	6/ctn, 26 lbs/ctn
#FS324C	24"	curved	steel channel	6/ctn, 15 lbs/ctn
#FS330C	30"	curved	steel channel	6/ctn, 18 lbs/ctn
#FS336C	36"	curved	steel channel	6/ctn, 21 lbs/ctn



PROP 65 WARNING: MBT
www.P65Warnings.ca.gov.

SERRATED-EDGE NON-MARKING GRAY RUBBER FLOOR SQUEEGEES

Steel-back floor squeegee with 1/4" X 2" stiff, gray EPDM serrated rubber blade. Non-marking. Steel handle socket.

Squeegee Width	Serration Width	
#FS18SE-1/8	18" 1/8"	6/ctn, 12 lbs/ctn
#FS18SE-3/16	18" 3/16"	6/ctn, 12 lbs/ctn
#FS18SE-1/4	18" 1/4"	6/ctn, 12 lbs/ctn
#FS18SE-3/8	18" 3/8"	6/ctn, 12 lbs/ctn
#FS24SE-1/8	24" 1/8"	6/ctn, 15 lbs/ctn
#FS24SE-3/16	24" 3/16"	6/ctn, 15 lbs/ctn
#FS24SE-1/4	24" 1/4"	6/ctn, 15 lbs/ctn
#FS24SE-3/8	24" 3/8"	6/ctn, 15 lbs/ctn
#FS36SE-3/16	36" 3/16"	6/ctn, 22 lbs/ctn

#FS24CSE-3/16 ... 24" curved end squeegee 6/ctn, 15 lbs/ctn with 3/16" serrations.



PROP 65 WARNING: MBT
www.P65Warnings.ca.gov.

SMOOTH EDGE NON-MARKING GRAY RUBBER FLOOR SQUEEGEES

Steel-back floor squeegee with 1/4" X 2" stiff, gray EPDM rubber blade. Non-marking. Steel handle socket.

#FS318G	18"	non-marking blade	6/ctn, 12 lbs/ctn
#FS324G	24"	non-marking blade	6/ctn, 15 lbs/ctn
#FS336G	36"	non-marking blade	6/ctn, 22 lbs/ctn




PROP 65 WARNING: MBT
www.P65Warnings.ca.gov.

SPONGE BLADE NON-MARKING GRAY RUBBER FLOOR SQUEEGEES

Double sponge gray non-marking floor squeegee mounted on our steel channel with steel handle socket.

#FS318-SPONGE	18"	width	4/ctn, 7 lbs/ctn
#FS324-SPONGE	24"	width	4/ctn, 9 lbs/ctn
#FS330-SPONGE	30"	width	4/ctn, 10 lbs/ctn
#FS336-SPONGE	36"	width	4/ctn, 13 lbs/ctn



PROP 65 WARNING: MBT
www.P65Warnings.ca.gov.

SQUEEGEES FOR HOT APPLIED APPLICATIONS (SPECIAL ORDER)

Steel-back squeegees - safe for use on hot applications. Low chemical reactivity. Same flexibility as neoprene and red EPDM. **Remains stable at temperatures up to 450° F.**

#FS24OSI 24" smooth edge 6/ctn, 15 lbs/ctn



NOTCHED BLACK RUBBER COATINGS SQUEEGEE

24" straight coatings squeegee. Steel handle socket, stiff black rubber blade. Notches are 1/4" wide x 3/16" deep.

#FS24SE-COATINGS ... 6/ctn, 14 lbs/ctn



Replacement blades available for ALL squeegees listed.
Contact us for pricing and availability.


WOOD-BACK FLOOR SQUEEGEES

Non-sparking wood-back applicator for small jobs. Double your value by using both sides. Threaded handle hole. For all types of uses.

- #FSWB18-2 18" smooth blade, 3/16" thick (*Sp Order*) 12/ctn, 12 lbs/ctn
 #FSWB24-2 24" smooth blade, 3/16" thick (*Sp Order*) 12/ctn, 14 lbs/ctn
 #FSWB18N-2... 18" notched blade, 1/4" x 1/4" 12/ctn, 12 lbs/ctn
 #FSWB24N-2... 24" notched blade, 1/4" x 1/4" 12/ctn, 14 lbs/ctn

 **Order threaded end handles - sold separately.**

#FSWB18-2



#FSWB24N-2

GREAT DAN



DRIVEWAY & COATINGS APPLICATORS

Disposable applicators for driveway dressings or asphalt sealers. Wood block, threaded handle hole, rubber squeegee. 2" trim palmyra fill.

- #DA12-PALM 12" width 12/ctn, 7 lbs/ctn
 #DA18-PALM 18" width 12/ctn, 17 lbs/ctn



Great for various coatings.

RECOMMENDED HANDLE: 15/16" x 60" metal threaded wood handle.
 #H60MT 12/ctn, 15 lbs/ctn



WINDOW SQUEEGEES

U-shaped galvanized steel channel riveted to a plated steel handle.
 A split-end red non-marking rubber clinched in the frame.

- #WSQ12 12" window squeegee 12/ctn, 5 lbs/ctn
 #WSQ14 14" window squeegee (*Sp Order*) 12/ctn, 5 lbs/ctn
 #WSQ16 16" window squeegee 12/ctn, 6 lbs/ctn
 #WSQ18 18" window squeegee 12/ctn, 7 lbs/ctn
 #WSQ18HD 18" heavy duty 2-ply 12/ctn, 8 lbs/ctn
 window squeegee.



Order #H48T or #H60T handles - sold separately.

#WSQ12

#WSQ18HD

CONCRETE FINISHING BRUSHES

Clear lacquered hardwood block. 18" - 48" have threaded handle hole and two holes for use with bull float brackets.

- #CF-12-HH 12" finishing brush, horsehair fill 12/ctn, 8 lbs/ctn
 #CF-24-HH 24" finishing brush, horsehair fill (*Sp Order*) 6/ctn, 13 lbs/ctn
 #CF-36-HH 36" finishing brush, horsehair fill (*Sp Order*) 6/ctn, 16 lbs/ctn
 #CF18 18" finishing brush, black poly fill 6/ctn, 9 lbs/ctn
 #CF24 24" finishing brush, black poly fill 6/ctn, 13 lbs/ctn
 #CF36 36" finishing brush, black poly fill 6/ctn, 16 lbs/ctn
 #CF48 48" finishing brush, black poly fill 6/ctn, 23 lbs/ctn



#CF-12-HH

#CF24

Adjustable threaded handle socket concrete finishing brush. 3" trim, fine synthetic fill.
 Adjusts to any angle.

- #CF-ADJ-30 30" block 2/ctn, 5 lbs/ctn
 #CF-ADJ-36 36" block 2/ctn, 6 lbs/ctn



 **Order threaded end handles - sold separately.**



PROP 65 WARNING: STYRENE-NSRL-27
www.P65Warnings.ca.gov



FLOOR SWEEPS

FINE SWEEPS

Gray flagged (split tips) synthetic fill, 3" trim.

Bristles won't lay over. Not recommended around wet areas. The split ends will really load up.

	Width	Qty/Ctn	Lbs/Ctn
#FB918.....	18"	12	22
#FB924.....	24"	12	28
#FB930.....	30"	12	38
#FB936.....	36"	12	46

Pure black horsehair, 3" trim. Should be cleaned and hung up after each use. **For very fine sweeping by professionals.** Also used for concrete finishing. **Special order.**



#FB618.....	18"	12	25
#FB624.....	24"	12	32

Black tampico fill, 3" trim. Not recommended around wet areas.



#FB118.....	18"	12	21
#FB124.....	24"	12	26
#FB136.....	36"	12	54

FINE-MEDIUM SWEEPS

Fine synthetic center, horsehair and synthetic border, 3" trim. No matting or laying-over of bristles. **Our best fine sweep for smooth floors.**

	Width	Qty/Ctn	Lbs/Ctn
#FB218P.....	18"	12	21
#FB224P.....	24"	12	28
#FB230P.....	30"	12	40
#FB236P.....	36"	12	45

Synthetic fill, 3" trim. Fine-medium sweep. Resists laying over or matting. Most conditions do not affect it. **A low price sweep AND it performs well.**

#FB118P.....	18"	12	20
#FB124P.....	24"	12	26
#FB136P.....	36"	12	44

ALL-PURPOSE SWEEPS

Medium stiff synthetic center, flagged synthetic border, 3" trim. Sweeps fine dust in addition to any heavier debris mixed in. No matting or curling. Can be used just about anywhere.

	Width	Qty/Ctn	Lbs/Ctn
#FB2918.....	18"	12	22
#FB2924.....	24"	12	28
#FB2930.....	30"	12	41
#FB2936.....	36"	12	50

COARSE SWEEPS

Stiff synthetic fill, 3" trim for all coarse or outside sweeping. No matting or laying-over of bristles. Use where dust is not a concern. **Our best coarse sweep.** (Grease - oil - solvents do not affect this broom.)

	Width	Qty/Ctn	Lbs/Ctn
#FB1618S.....	18"	12	21
#FB1624S.....	24"	12	35
#FB1630S.....	30"	12	43
#FB1636S.....	36"	12	54

 Order 15/16" or 1-1/8" diameter metal threaded handles - sold separately.

All sweeps 24" or larger should always use our #HB-M106 brace.



ROOFERS FELT BROOM

Oil-treated palmyra fill, 4" trim. Wood block has **threaded & tapered handle holes.** **30" & 36" brushes come with #HB-M106 heavy duty handle brace!**

#FB1218.....	18" hardwood block (No Brace)	12/ctn, 20 lbs/ctn
#FB1224.....	24" hardwood block (No Brace)	12/ctn, 28 lbs/ctn
#FBR1230.....	30" hardwood block w/brace included	12/ctn, 46 lbs/ctn
#FBR1236.....	36" hardwood block w/brace included	12/ctn, 50 lbs/ctn

Very popular for roofers to follow felt - not much value for sweeping.

 Order 1-1/8" diameter tapered or threaded end handles - sold separately.

Threaded & tapered handle hole!
Brace Included With 30" & 36"



BOOT & SHOE BRUSH

Boot & shoe cleaner brush.

#BOOT & SHOE..... 1/ctn, 2 lbs/ctn



THE GREAT
DANE
TOOL
COMPANY



STREET BROOMS

OUR VERY BEST STREET BROOM - FOR EVERY JOB!



Try them - your customers will thank you!

Stiff white synthetic street broom. No shedding or matting. Outlasts and outperforms every other street broom on the market.

#ST7166 ... 16" width 6/ctn, 17 lbs/ctn

#ST9245 ... 24" width 6/ctn, 22 lbs/ctn



The stiff 4" trim is the secret to the great performance!

OTHER 16" STREET BROOMS...

Stiff African bass, 6-1/4" trim. Sanded block with tapered handle holes.

#ST2165 6/ctn, 17 lbs/ctn

Undyed palmyra stalk, 6-1/4" trim.

Sanded wood block with tapered handle holes.

#ST4165 6/ctn, 18 lbs/ctn

Synthetic mix, 5-1/4" trim, heavy fill, no shedding, matting or breaking off.

#ST9165 6/ctn, 16 lbs/ctn

Orange poly, 5-1/4" fill for the "orange bristle" buyers.

#ST16 6/ctn, 15 lbs/ctn




#ST2165



#ST4165



#ST9165



#ST16



All street brooms above use our #HD60T 1-1/8" diameter tapered end handles - sold separately.

WIRE STREET BROOM

16" wire street broom. 5 rows, .014 gauge tempered round steel wire, 3-3/4" trim, tapered handle hole. Cuts caked debris. Used around 'hot' areas.

#STRW16 6/ctn, 22 lbs/ctn



Use #HD60T - 1-1/8" diameter tapered end handles - sold separately.

ROOFERS BRUSHES

3 & 4 knot roofing brushes - 4-1/4" trim, tampico fill.

#R3KT..... 3 knot, tapered handle hole..... 12/ctn, 12 lbs/ctn

#R4KT..... 4 knot, tapered handle hole..... 12/ctn, 17 lbs/ctn

Economy roofing brushes, hardwood block, white tampico fill. 2-1/4" trim. Tapered & threaded handle holes.

Width	Trim Length
7"	2-1/4"
10"	2"

#RWT-7TT 12/ctn, 6 lbs/ctn

#RWT-10SP 12/ctn, 12 lbs/ctn



#RWT-7TT



#R3KT



#RWT-10SP
Fits in 5-gallon buckets!



Order 15/16" or 1-1/8" diameter tapered or threaded end handles - sold separately.

ROOFERS & CONTRACTORS UPRIGHT BROOMS

Outlasts & outperforms corn brooms many times over.

Works great on roof gravel. Metal-cased stiff synthetic fill upright broom. 1-1/8" diameter handle. A great broom.

#500 Metal-cased upright. (No Chisel) 6/ctn, 18 lbs/ctn

Use on every job imaginable - guaranteed value or return, used or new, for total credit. Try them!

Sweep grease & oil, scrub with it, sweep snow, clean cracks & corners, rugs, sweep gravel on roofs - you name it, it will sweep it!

Same as #500 but with a heat-treated chisel point. Used by road crews for fixing pot holes or other chipping jobs. Also used by railroads to chop & sweep ice from switches.

#505 6/ctn, 20 lbs/ctn



#505 - Chisel Point Handle



#500

FINEST QUALITY #1 GRADE LACQUERED HARDWOOD HANDLES

CAST METAL THREADED

#1 Grade Hardwood

#H48MT 15/16" x 48" metal threaded handle.....12/ctn, 13 lbs/ctn
 #H60MT 15/16" x 60" metal threaded handle.....12/ctn, 15 lbs/ctn
 #H72MT 15/16" x 72" metal threaded handle.....12/ctn, 17 lbs/ctn
 #HD60MT 1-1/8" x 60" metal threaded handle12/ctn, 22 lbs/ctn



TAPERED END

#1 Grade Hardwood

#H48T 15/16" x 48" tapered end handle12/ctn, 13 lbs/ctn
 #H60T 15/16" x 60" tapered end handle12/ctn, 15 lbs/ctn
 #HD54T 1-1/8" x 54" tapered end handle12/ctn, 19 lbs/ctn
 #HD60T 1-1/8" x 60" tapered end handle12/ctn, 20 lbs/ctn
 #HD72T 1-1/8" x 72" tapered end handle12/ctn, 24 lbs/ctn



WOOD THREADED END

#1 Grade Hardwood

#H48WT 15/16" x 48" wood threaded handle 12/ctn, 13 lbs/ctn
 #H54WT 15/16" x 54" wood threaded handle 12/ctn, 14 lbs/ctn
 #H60WT 15/16" x 60" wood threaded handle 12/ctn, 15 lbs/ctn
 #HD60WT 1-1/8" x 60" wood threaded handle..... 12/ctn, 20 lbs/ctn
 #HD72WT 1-1/8" x 72" wood threaded handle..... 12/ctn, 24 lbs/ctn



14" LACQUERED HARDWOOD HANDLES

Same quality lacquered hardwood as above but only 14".

#HH14WT ... 15/16" x 14" **wood threaded** handle.....24/ctn, 5 lbs/ctn
 #HH14T-1 1" x 14" **tapered end** handle24/ctn, 5 lbs/ctn



FIBERGLASS HANDLE - SHOCK-ABSORBING THREADED TIP

LIGHTWEIGHT & DURABLE! Threaded tip is made of 'space-age' synthetic polymeric that will absorb shock that breaks most other tips. 1" diameter x 60" length.

#H60FG 12/ctn, 16 lbs/ctn



IT ABSORBS SHOCK!

ALUMINUM & STEEL HANDLES WITH THREADED TIP

54" aluminum handle with plastic threaded tip.

#H54AL-PT 12/ctn, 10 lbs/ctn



15/16" x 60" black plastic coated steel handle. Metal threaded tip & black plastic swivel hanging cap.

#H60PCS-MT 15/ctn, 13 lbs/ctn



EXT HANDLES - FIBERGLASS OUTSIDE SECTION / ALUMINUM INSIDE SECTION

Fiberglass outside section, for safety, aluminum inside sections to maintain shape.

#H48AG 4' - 8' (2 sections) 6/ctn, 13 lbs/ctn
 #H612AG 6' - 12' (2 sections) 6/ctn, 19 lbs/ctn
 #H816AG 8' - 16' (2 sections) *(Special Order)* 6/ctn, 24 lbs/ctn



"H-AG" SERIES

EverToughProNS® with FRAMELOCK Technology.
Anodized aluminum/fiberglass extension pole.

#H48AG-EVTP 4' - 8' (2 sections) 4/ctn, 7 lbs/ctn
 #H612AG-EVTP 6' - 12' (2 sections) 4/ctn, 9 lbs/ctn
 #H816AG-EVTP 8' - 16' (2 sections) 4/ctn, 12 lbs/ctn



"H-AG-EVTP" SERIES

Other sizes available.

- Dual variable locking mechanism prevents roller frame from backing out while painting or loading of paint roller.
- Nylon locking tabs engineered for years of service.
- Comfort foam handle.

HANDLE ADAPTER

Solid Nylon handle adapter. Converts threaded handles to tapered. Durable design that will not break.

#HTPA-NYLON 1 each



HANDLE BRACES

Steel handle brace. Oversize wood screws included. **A must for sweeps 24" or larger.** Handles won't turn, go sideways or come out. **Low cost investment that prolongs the useful life of your sweeps!**

#HB-M106..... Large steel handle brace12/ctn, 5 lbs/ctn



U-bolt style handle brace. It mainly keeps the handle from turning. Less expensive alternative to #HB-M106.

#HB-M102..... 1 each



CAR/TRUCK WASH BRUSHES

These brushes perform better and last longer than others we have tested. Perfect for highly polished surfaces, trucks, vans, boats, siding, windows and wall washing.

9" x 2-3/4" synthetic block with one threaded hole. Vinyl bumper encircles block. Blue Nylex flagged synthetic fill, 2-1/2" trim. Fountain style.

#TWB28 6/ctn, 7 lbs/ctn



10" dual position synthetic block with threaded handle hole. Gray flagged synthetic fill, 2" trim, **acid-resistant.** Fountain style.

#TWB10 1/ctn, 2 lbs/ctn



9-1/2" x 2-3/4" synthetic block, one threaded handle hole. Black/white flagged synthetic fill, 2-1/2" trim. Fountain style. The flagged synthetic holds much liquid yet releases the dirt. **The best buy of the three - RECOMMENDED!**

#TWB9-1/2 12/ctn, 16 lbs/ctn



9" x 2-3/4" synthetic block with one threaded hole. Vinyl bumper encircles block. Gray/silver polypropylene fill, 2-1/2" trim. Fountain style. Stiffer bristle than #TWB28.

#TWB9-1/2A 6/ctn, 6 lbs/ctn



All wash brushes use threaded end handles - sold separately.

DECK SCRUBS

10" wood block, palmyra fill, 2" trim, one tapered & one threaded handle hole.

#DSF10-TT 12/ctn, 12 lbs/ctn



10" wood block, stiff synthetic fill, 2-1/2" trim, one threaded & one tapered handle hole.

#DSP10-TT 12/ctn, 13 lbs/ctn



10" dual position synthetic block, stiff synthetic fill, 1-3/4" trim, one threaded handle hole.

#DSPM10 1/ctn, 2 lbs/ctn



12" wire deck scrub. .014 gauge carbon steel fill, 2" trim. Staple set in smooth sanded hardwood block with **one tapered and one threaded handle hole.**

#DSM412S 12/ctn, 19 lbs/ctn



Order tapered and/or threaded end handles - sold separately.

ACID SCRUB BRUSHES

8-1/4" wood block, white tampico fill, 1-1/4" trim.

#AST-8 Tapered handle hole 12/ctn, 8 lbs/ctn

#AST-8TH Threaded handle hole 12/ctn, 8 lbs/ctn



Order tapered and/or threaded end handles - sold separately.



WINDOW BRUSHES

8" hardwood block with white tampicon fill, 2-1/2" trim, tapered handle hole.

#WB8T 12/ctn, 12 lbs/ctn 

#WB8T



THE GREAT
RANE TOOL COMPANY



4-1/2" diameter hard molded synthetic block with one threaded and one tapered handle hole. Heavy gray/silver flagged synthetic fill, 2-1/2" trim, fountain style.

#WB4-1/2 12/ctn, 9 lbs/ctn 

#WB4-1/2



PAPERHANGER'S SMOOTHER BRUSH

8" hardwood block with hanging hole. 2 rows of white tampico fill, 2" trim.

#M512 (*Special Order*) 12/ctn, 8 lbs/ctn 



HAND SCRUB

Molded synthetic block with 'steam iron' style handle for E-Z hold. Polypropylene fill, 1-1/8" trim. Used everywhere!

#HS6 12/ctn, 5 lbs/ctn 



MASONRY BRUSHES

6-1/2" x 2" wood block, white tampico fill, red handle, 5 rows, 4" trim. Most popular of all masonry brushes.

#M187 12/ctn, 10 lbs/ctn 

#M187

6" hardwood block, white tampico fill, 2 rows, 3" trim.

#M587 12/ctn, 6 lbs/ctn 

#M587

6-3/8" x 1-3/4" wood block, white tampico fill, 6-1/2" handle attached, 5 rows, 3-1/2" trim.

#M186 12/ctn, 8 lbs/ctn 

#M186

4-7/8" x 1-3/4" wood block, white tampico fill, 5-1/2" handle attached, 4 rows, 3" trim.

Popular for use with 5 gallon pails.

#M185 12/ctn, 5 lbs/ctn 

#M185

6" x 3/4" foam plastic block with hang clip, almond polypropylene fill, 6-1/2" handle, 2 rows, 3-1/2" trim.

#M586P (*Special Order*) 12/ctn, 6 lbs/ctn 



#M586P

DRAFTSMAN BRUSH

14" sanded wood block. 1 row of gray horsehair fill, 2-1/2" trim.

#DRAFTSMAN 6/ctn, 2 lbs/ctn 



RADIATOR BRUSHES

36" poly handle with .008 nylon fill.

#RB36WB 18/ctn, 9 lbs/ctn 



COUNTER BRUSHES

8" synthetic block, horsehair/synth blend fill,
2-1/2" trim, for fine debris.

#CB86 . **BEST FOR FINE USE** 2/ctn, 8 lbs/ctn

8" sanded wood block, silver flagged synthetic
fill, 2-1/2" trim, for fine debris.

#CB82 12/ctn, 9 lbs/ctn

8" synthetic block, black tampico fill, 2-1/2" trim,
for fine debris.

#CB83 12/ctn, 9 lbs/ctn

8" sanded wood block, black synthetic fill, 2-1/2"
trim, for fine debris.

#CB89 12/ctn, 9 lbs/ctn

8" synthetic block, 100% horsehair fill, 2-1/2" trim,
for fine debris.

#CB90 12/ctn, 9 lbs/ctn

8" synthetic block, grey tampico fiber fill, 2-1/2"
trim, for coarse debris. **(Special Order)**

#CB84 . **BEST FOR COARSE USE** ... 12/ctn, 10 lbs/ctn



UTILITY BRUSHES

Synthetic block, white tampico fill, 2" trim. (Acid-resistant.)

#U90 8" 12/ctn, 7 lbs/ctn

#U91 20" 12/ctn, 11 lbs/ctn

Synthetic block, synthetic fill, 2" trim. (Acid-resistant.)

#U93 8" 12/ctn, 7 lbs/ctn

#U94 20" 12/ctn, 11 lbs/ctn

Synthetic block, palmyra fill, 2" trim. (Acid-resistant.)

#U96 **(Sp Order)** 8" 12/ctn, 6 lbs/ctn

#U97 20" 12/ctn, 10 lbs/ctn

Synthetic block, white nylon fill, 2" trim.

#U98 8" 12/ctn, 7 lbs/ctn

#U99 20" 12/ctn, 10 lbs/ctn

**Hardwood block, crimped blue plastic fill,
1-3/4" trim.**

#UM70B 20" 12/ctn, 10 lbs/ctn



GENERAL PURPOSE HAND BRUSHES

**These hand brushes are used for a variety of brushing and cleaning
applications. Block size is 7-1/8" x 7/16". Material is 3 x 7 rows, 1/2" trim.**

#P8138B **Brass Fill** 36/ctn, 2 lbs/ctn

#P8138N **Nylon Fill** 36/ctn, 2 lbs/ctn

#P8138SS **Stainless Steel Fill** 36/ctn, 2 lbs/ctn



PARTS CLEANING BRUSHES

Metal ferrule, poly handle, polypropylene fill, 2-1/2" trim.

#PCB12 12/ctn, 3 lbs/ctn



BOWL BRUSH

**14-1/2" bowl brush, plastic handle, 1" trim,
polypropylene fill. No wires.**

#BB15 48/ctn, 11 lbs/ctn



SYNTHETIC UPRIGHT BROOMS

THE GREAT
DANE
TOOL
COMPANY



Angled, flagged synthetic fill, 9" sweeping width. 48" plastic-coated handle attached. Works great in small or confined areas.

#HPA-S **Household** 12/ctn, 15 lbs/ctn

Angled, flagged synthetic fill, 12" sweeping width. 48" plastic-coated handle attached. Larger sweeping surface than household version.

#HPA-L **Commercial** 12/ctn, 18 lbs/ctn



Flagged synthetic
bristles. Great for
fine dust areas!

JANITOR - WAREHOUSE UPRIGHT BROOMS

Janitor - 100% all corn. 10" trim from bottom of sewing. 12-1/2" sweeping width. 1-1/8" dia handle, painted black.

#JAC34 12/ctn, 34 lbs/ctn 

Warehouse - Corn/Sotol mix, 4-sew, top wire band. 9-1/2" trim from bottom of sewing, 12" sweeping width. 1-1/8" diameter hardwood handle, clear lacquer finish.

#W34 12/ctn, 34 lbs/ctn

Warehouse - heavy rattan fill, 4-sew, top wire band. 9-1/4" trim from bottom of sewing, 12" sweeping width. 1-1/8" dia hardwood handle, clear, lacquer finish.

#WR40 12/ctn, 40 lbs/ctn



#JAC34



#W34

Our recommended
broom for value!



Great for roofers
serious about
gravel
sweeping.
40 lbs/
dozen

#WR40

Metal-cased stiff synthetic fill upright broom. 1-1/8" diameter handle.

#500 6/ctn, 18 lbs/ctn 

A great broom!



#500

Roofers should try our #500 - It's even better than the #WR40 for
gravel sweeping - lasts 20 times longer, we guarantee it!

Use on every job imaginable - guaranteed value or return,
used or new, for total credit. Try them!

HOUSEHOLD - WHISK & LOBBY BROOMS

Household - 100" all corn, 3-sew, velvet cap. 9" trim from bottom of sewing, 11" sweeping width. 15/16" dia. hardwood handle, clear lacquer finish.

#HAC24 12/ctn, 16 lbs/ctn

Lobby - 100" all corn, 3-sew, 8-1/2" sweeping width. 15/16" dia hardwood handle, painted red. 39" overall length.

#LOBBY 12/ctn, 12 lbs/ctn

Whisk - 100% fine corn, 2 sew, 6-1/2" sweeping width. Metal hanging cap. attached. 11" overall length.

#WHISK-ALL CORN 12/ctn, 5 lbs/ctn



#HAC24



#LOBBY



#WHISK-ALL CORN

DUST PANS

Patented lobby dust pan, 11" width. 33" yellow metal handle included. Sweep dust and debris into the pan with ease! Compact and hangs nicely due to its low profile.

#DUST PAN-LOBBY 6/ctn, 10 lbs/ctn



#DUST PAN-LOBBY

Black steel dust pan, 12" wide. Industrial-Contractor use.

#DUST PAN
12/ctn, 14 lbs/ctn



#DUST PAN

APPLICATOR PADS & BLOCKS



Genuine high quality 100% lambswool. 3/4" nap.

- #A12.....12" lambswool pad 1/bag, 1 lb/ctn
- #A16.....16" lambswool pad 1/bag, 1 lb/ctn
- #A18.....18" lambswool pad (*Sp Order*)..... 1/bag, 1 lb/ctn
- #AB12 ..12" lambswool pad & block..... 1/bag, 1 lb/ctn
- #AB16 ..16" lambswool pad & block..... 1/bag, 1 lb/ctn
- #AB18 ..18" lambswool pad & block (*Sp Order*) 1/bag, 2 lbs/ctn



WIRE HAND BRUSHES

Made in America with American steel. Smooth hardwood blocks. Extensively used to brush away castings, welds and metal chips. Also for removing rust, mill scale, grease and dirt from metal surfaces.

14" x 1-1/8" sanded wood block, curved style handle.

Tempered steel wire, 4 x 19 rows.

#WS583 12/ctn, 6 lbs/ctn



#WS583

14" x 1" sanded wood block, curved style handle.

Tempered steel wire, 3 x 19 rows.

#WS883 12/ctn, 5 lbs/ctn

#WS883SC... #WS883 w/Scraper 12/ctn, 6 lbs/ctn

#WS883SS ... #WS883 w/SS Fill..... 12/ctn, 5 lbs/ctn



#WS883

#WS883SC

10" x 1" sanded wood block, shoe handle style.

Tempered steel wire, 4 x 16 rows.

#WS783 12/ctn, 5 lbs/ctn

#WS783B..... #WS783 w/Bronze Fill 12/ctn, 5 lbs/ctn

#WS783SC... #WS783 w/Scraper 12/ctn, 6 lbs/ctn (*Sp Order*)



#WS783

#WS783SC

7-1/4" x 2-1/4" sanded wood block.

Tempered steel wire, 6 x 19 rows.

#WS483 12/ctn, 10 lbs/ctn



#WS483

11" x 1-1/2" sanded wood block with scraper.

Tempered steel wire, 4 x 11 rows.

#WS592SC... w/Scraper..... 12/ctn, 7 lbs/ctn




#WS592SC

COUPLING TUBE BRUSH

.006 gauge high carbon steel. Single spiral #11 stem.

#CPS-1 1-1/2" diameter tapered to 1" diameter,..... 500/ctn, 36 lbs/ctn
1-3/4" brush part, 3.15" overall length.

#CPS-1.25 1-3/4" diameter tapered to 1-1/4" diameter, .. 500/ctn, 39 lbs/ctn
1-3/4" brush part, 3.15" overall length.



#CPS-1

ACID BRUSHES

Tin ferrule acid brushes, horsehair fill. 6" overall length.

#ACID 1 ... 3/8" width, 3/4" trim..... 1 gross/ctn, 3 lbs/ctn

#ACID 2 ... 1/2" width, 13/16" trim..... 1 gross/ctn, 4 lbs/ctn



STEEL RUST REMOVAL BRUSHES

8-1/2" carbon steel core, 3/4" diameter, straight stainless steel or high carbon steel filament. 1-5/8" trim, 1-1/8" wide flat brush part, 5/16" hanging hole.

#FLAT-BRUSH-STNLStainless Steel Fill 12/ctn, 3 lbs/ctn

#FLAT-BRUSH-TEMPHigh Carbon Steel Fill..... 12/ctn, 3 lbs/ctn



SYNTHETIC FILL PAINT BRUSHES

Width Thickness Trim

THE GREAT
DANE
TOOL
COMPANY



Black polyester fill, chisel trim. Plastic handle, steel ferrule.
Good quality at an economical price!

#PB31710..... 1"..... 3/8"..... 2"..... 12/ctn, 1 lb/ctn
#PB31715..... 1-1/2"..... 7/16"..... 2"..... 12/ctn, 1 lb/ctn
#PB31720..... 2"..... 7/16"..... 2"..... 12/ctn, 2 lbs/ctn
#PB31725..... 2-1/2"..... 7/16"..... 2"..... 12/ctn, 2 lbs/ctn
#PB31730..... 3"..... 1/2"..... 2-1/4"..... 12/ctn, 2 lbs/ctn
#PB31740..... 4"..... 11/16"..... 2-1/4"..... 12/ctn, 4 lbs/ctn



Gold polyester fill, chisel trim. Black plastic handle, brass-plated steel ferrule. **Great for latex or oil paints.**



#PBP3972..... 2"..... 9/16"..... 2-7/16"..... 24/ctn, 2 lbs/ctn
#PBP3973 (Sp Or)..... 3"..... 11/16"..... 2-11/16"..... 12/ctn, 2 lbs/ctn
#PBP3974..... 4"..... 7/8"..... 3-7/16"..... 12/ctn, 4 lbs/ctn

White polyester fill, chisel trim. Sanded wood handle, brass ferrule. **Quality brush at a great price!**

#PB11-1-1/2..... 1-1/2"..... 1/2"..... 2-1/2"..... 12/ctn, 1 lb/ctn

White blended polyester fill. Lacquered wood handle, brass ferrule. Perfect for interior or exterior painting as well as staining or varnishing wood surfaces.

#PB7030-1..... 1"..... 7/16"..... 2-3/8"..... 12/ctn, 2 lbs/ctn
#PB7030-2..... 2"..... 9/16"..... 2-7/16"..... 12/ctn, 2 lbs/ctn (Sp Or)
#PB7030-2-1/2..... 2-1/2"..... 9/16"..... 2-7/16"..... 12/ctn, 3 lbs/ctn (Sp Or)

CHINA BRISTLE FILL PAINT BRUSHES

Width Thickness Trim

Black china bristle fill, chisel trim. Lacquered walnut wood handle, steel ferrule. **For oil-based paints, chip & touch-up.**

#PB832-1..... 1"..... 3/8"..... 2"..... 12/ctn, 2 lbs/ctn
#PB832-2..... 2"..... 1/2"..... 2"..... 12/ctn, 2 lbs/ctn
#PB832-2-1/2 (Sp Order)..... 2-1/2"..... 1/2"..... 2-1/4"..... 12/ctn, 2 lbs/ctn
#PB832-3..... 3"..... 1/2"..... 2-1/4"..... 12/ctn, 3 lbs/ctn
#PB832-4..... 4"..... 1/2"..... 2-9/16"..... 12/ctn, 3 lbs/ctn

White china bristle fill, chisel trim. Lacquered wood handle, metal ferrule.



#PBZ1101-1 (Sp Or)..... 1"..... 7/16"..... 2-3/8"..... 24/ctn, 2 lbs/ctn
#PBZ1101-1-1/2 (Sp Or)..... 1-1/2"..... 1/2"..... 2-3/8"..... 24/ctn, 3 lbs/ctn
#PBZ1101-2..... 2"..... 9/16"..... 2-3/8"..... 24/ctn, 3 lbs/ctn
#PBZ1101-3..... 3"..... 11/16"..... 2-3/8"..... 12/ctn, 5 lbs/ctn
#PBZ1101-4 (Sp Or)..... 4"..... 11/16"..... 2-3/8"..... 12/ctn, 6 lbs/ctn



FOAM PAINT BRUSHES


Foam paint brush with wooden dowel handle.

#PB-1F..... 1" width..... 50/ctn, 2 lbs/ctn
#PB-2F..... 2" width..... 50/ctn, 2 lbs/ctn
#PB-3F..... 3" width..... 40/ctn, 2 lbs/ctn
#PB-4F..... 4" width..... 30/ctn, 2 lbs/ctn



PLASTIC BUCKETS & PAILS

5-GALLON BUCKET & LIDS

5 gallon pail, **white plastic** (*Lid not included*).
90-MIL THICKNESS, molded from a low melt HDPE.
#PAIL-5 GAL-W 1 each, 2 lbs each 

Lid for 5 gallon pail.

#PAIL-LID 5 48/ctn, 34 lbs/ctn

Lid with spout for 5 gallon pail.

#PAIL-LID 5-SP 48/ctn, 35 lbs/ctn



#PAIL-5 GAL-W



#PAIL-LID 5



#PAIL-LID 5-SP

5-GALLON w/GRADUATED MARKINGS

5 gallon pail with **graduated markings** in both liters and gallons on the side of the container. Padded handle grip.

#PAIL-5 GAL-W-GR 20/ctn, 42 lbs/ctn 

For use with:

- Paints
- Concrete Patching Compounds
- Coatings
- Asphalt Coatings
- Varnishes
- Printing Inks
- Water Sealants
- Soaps & Detergents

#PAIL-5 GAL-W-GR



#PAIL-2 GAL



2-GALLON BUCKET

2 gallon pail, **white plastic** (*Lid not included*).
90-MIL THICKNESS, molded from a low melt HDPE.

#PAIL-2 GAL 1 each, 1 lb each 

MULTI-MIX CONTAINERS

10 quart multi-mix container with handle. Visible quart & liter measure, solvent-resistant, re-useable, high-density polyethylene.

#PAIL-10 QT W/HDL 10/ctn, 9 lbs/ctn 

5 quart multi-mix container. Visible quart & liter measure, solvent-resistant, re-useable, high-density polyethylene.

#PAIL-5 QT 25/ctn, 8 lbs/ctn 

5 quart multi-mix container with handle. Visible quart & liter measure, solvent-resistant, re-useable, high-density polyethylene.

#PAIL-5 QT W/HDL 24/ctn, 10 lbs/ctn 

2-1/2 quart multi-mix container. Visible quart & liter measure, solvent-resistant & re-useable high-density polyethylene.

#PAIL-2-1/2 QT 100/ctn, 18 lbs/ctn 

1 quart multi-mix container. Solvent-resistant & re-useable high-density polyethylene.

#PAIL-1 QT 100/ctn, 7 lbs/ctn 



#PAIL-10 QT W/HDL



#PAIL-5 QT W/HDL



#PAIL-2-1/2 QT



#PAIL-1 QT

PLASTIC PAIL OPENER (SPECIAL ORDER)

Plastic lid opener removes lids from plastic and buckets.
Will not cut or distort container.

#PAIL-OPENER 1/ctn 



METAL PAIL & LID

5 gallon metal pail (*Lid not included*). 29 gauge steel.

#PAIL-5 GAL MTL 120/skid, 335 lbs/skid 

Lid for 5 gallon metal pail.

#PAIL-LID 5 MTL (*Sp Order*) 40/ctn, 26 lbs/ctn



#PAIL-5 GAL MTL



#PAIL-LID 5 MTL

MIXERS

24" long heavy duty paint mixer with 3-3/4" mixer blade.
Hex shaft eliminates slipping in the drill. Fits all drills 3/8" & larger. Rust-resistant coating. Use for mixing all paints & coatings. Recommended for 2-1/2 gallon & larger cans or pails.

#MIXER-PAINT 6/ctn, 7 lbs/ctn

28" long heavy duty mixer with 9" x 4-3/4" mixer blade.
Ideal for stirring paint, drywall mud & acoustic. Blade is welded to a 3/8" hex shaft. Fits any 3/8" or larger slow speed drill (500 rpm).

#MIXER-MUD 5/ctn, 11 lbs/ctn



THE GREAT
DANE
TOOL
COMPANY



RAGS

RECLAIMED WHITE FLANNEL



Very best for absorption. For every kind of clean-up. Roofers also use them for seam scrubbing.

#RAG-FLANNEL-WH 10 lbs / ctn

OUR VERY BEST QUALITY RAG!

NEW PRE-WASHED WHITE KNIT WIPERS



This rag receives a **special process, eliminating the resins that prevent absorption.** Does the same job as our #RAG-FLANNEL-WH, just a different type of rag (white knit).

#RAG-KNIT-WH-NEW 10 lbs / ctn

RECYCLED PRE-WASHED WHITE KNIT



Prewashed white cotton knit rags, soft, lower lint. **Recycled.**

#RAG-KNIT-WH-REC 10 lbs / ctn

RECYCLED PRE-WASHED COLORED KNIT



Prewashed **colored** cotton knit rags, soft, lower lint. **Recycled.**

#RAG-KNIT-CL-REC 10 lbs / ctn

RECLAIMED SWEATSHIRT (FLEECE)



Has seams but no decals, zippers or other attachments. Roofers use them when **scrubbing seams.** Good economical substitute to our premium quality white flannel rags.

WHITE

#RAG-WHTSWEAT-10 10 lbs / ctn

GRAY

#RAG-GRYSWEAT-10 10 lbs / ctn
(Our gray rags DO NOT BLEED!)

COLORED

#RAG-CLRSWEAT-10 10 lbs / ctn
Not recommended for 'scrubbing seams' - it will bleed. Not a great absorbing rag but low price.



All of the listed rags are packaged in **machine-compressed cartons.** Instead of a 'large' carton containing rags to equal 10 lbs, the 'compressed' cartons are **less carton - more rag** to equal 10 lbs plus they take up less space for storage and 'on the job' placement.



Need a sample of a particular rag? Give us a call! We want you to get the right rag for the job. Please let us know if you have any suggestions, comments, problems, solutions, etc. We are here to serve you with what you need and want.

Quality will always win out over price.

'Only price' means nothing else is known - until it's too late!

RECLAIMED WHITE COTTON SHEET



White sheeting, low lint, lightweight but heavy duty. Good for colorfast applications. **(Special Order)**

#RAG-WCOT-SHT-10 10 lbs / ctn

DISPOSABLE SHOP RAGS



9/5" x 16.5" paper wipers. Pop-up carton for easy dispensing. **100 wipers per carton, 8 ctn/case. (Special Order)**

#RAG-WHT-PAPER 16 lbs/cse

RECLAIMED WHITE HALF TERRY RAGS



Towels cut in half and serged - approx. 20" x 20". Lower cost than fully finished towel. **Recycled**

#RAG-TER-REC-W10... 10 lbs / ctn



**Need a rag we don't show?
Call us - we can special order/stock it for you!**

POLAR/SOLAR PLUS POWER CORDS

12 AWG, 15A/125V - 3 Conductor. SJEOOW "Tuf-Flex" insulated jacket that's highly resistant to abrasion, chemicals or oil. Molded water-resistant connectors with reinforced blades and **lighted receptacle when power is on.** UL rated for **-48° to 140° Fahrenheit.** *(Special Order)*

#EXT 100 LTPOL-3.....100' Triple Tap ext cord 4/ctn, 51 lbs/ctn



- 12 Gauge
- Triple Tap
- UL Rated For -48° to 140° F
- Power Indicator Lighted

THE GREAT DANE TOOL COMPANY



12 GAUGE POWER CORDS

12 AWG, 15A/125V - 3 Conductor. SJTW vinyl jacket that's abrasion, oil and moisture resistant. **Molded water-resistant connectors, reinforced blades and lighted receptacle when power is on.** UL rated for **-20° to 140° Fahrenheit.**

#EXT 100 12/3LT 100' extension cord 4/ctn, 52 lbs/ctn

#EXT 50 12/3LT 50' extension cord 6/ctn, 39 lbs/ctn

- 12 Gauge
- UL Rated For -20° to 140° F
- Power Indicator Lighted



14 GAUGE POWER CORDS

14 AWG, 13A/125V - 3 Conductor. SJTW vinyl jacket that's abrasion, oil and moisture resistant. Molded water-resistant connectors with reinforced blades. **UL rated for -20° to 140° Fahrenheit.**

#EXT 100 14/3.....100' extension cord..... 6/ctn, 49 lbs/ctn



- 14 Gauge
- UL Rated For -20° to 140° F

GFCI & TRIPLE TAP ADAPTER

2' GFCI Shock Shield, Triple Tap. 12 AWG, 15A/125V - 3 Conductor. SJTOW jacket that's abrasion, oil and moisture resistant. Molded water-resistant connectors with reinforced blades and **lighted receptacle when power is on.** UL rated for **-20° to 140° Fahrenheit.**

#EXT LT-GFCI 6/ctn, 8 lbs/ctn



- Integrated GFCI
- 12 Gauge
- Triple Tap
- UL Rated For -20° to 140° F
- Power Indicator Lighted


#EXT LT-GFCI

2' POLAR/SOLAR Triple Tap Adapter. 12 AWG, 15A/125V - 3 Conductor. SEOW thermoplastic elastomer jacket that's abrasion, oil and moisture-resistant. Molded water-resistant connectors with reinforced blades and **lighted receptacle when power is on.** UL rated for **-40° to 221° Fahrenheit.**

#EXT 3ADPT-LTPOLAR ... 12/ctn, 12 lbs/ctn



#EXT 3ADPT-LTPOLAR



- 12 Gauge
- Triple Tap
- UL Rated For -40° to 221° F
- Power Indicator Lighted

REPLACEMENT EXTENSION PLUG ENDS

15A/125V rated, NEMA 5-15, grounded, 3-prong. Durable vinyl housings. Accepts .025" to .655" diameter cords.

#EXT PLUG REPL-F Female.....20/ctn, 3 lbs/ctn

#EXT PLUG REPL-M Male20/ctn, 2 lbs/ctn



NYLON ZIP TIES

Black nylon zip ties.

#TIE-NY-14B-120..... 14", 120# 100/bag, 1 lb/bag



ROOFTOP COATINGS SPREADERS

BETTER SPREADER® ADHESIVE ROLLERS

Makes adhered projects more efficient and contractors more profitable!
Available in 14" single wide or 27" double wide. Suspends 5-gallon can(s) of bonding adhesive directly over the roller allowing glue to be dispensed and evenly spread. **These proven, clean-bonding adhesive dispensers eliminates the mess of hand rolling and spray rigs while saving time and money!**

- Adhesive dispensed directly from can.
- Even & efficient spread of adhesive.
- No tank to try to clog or clean.
- No end of the day clean-up.
- No valves, cranks or messy overflow.
- Double production over paint rollers.
- Roller changes in seconds.

#SPREADER-BTRSNG 14" Single Wide w/Roller 1/ctn, 43 lbs/ctn

#SPREADER-BTRDBL 27" Double Wide w/Roller 1/ctn, 54 lbs/ctn



TANK SPREADERS

14" single & 27" double wide. Covers surfaces FAST & effectively with these easy-to-use gravity-fed tank rollers.

14" Single Wide Roller

- 14" disposable rollers.
- Pre-drilled holes save waste.
- Durable polyethylene 5-gallon tank allows easy clean-up
- Small & maneuverable.
- Easily cleaned.
- Fill & go.

#SPREADER-TNKSNG

1/ctn, 57 lbs/ctn

27" Double Wide Roller (Sp Order)

- 27" disposable rollers.
- 3 easy steps: Fill - Apply - Drain
- 8-gallon changeable polyethylene tank.
- Easy clean up.
- Fill & go.
- Good for low VOC adhesives or coatings.

#SPREADER-TNKDBL

1/ctn, 70 lbs/ctn



SUPER WIDE TANK SPREADER

Accurately applies more than 300 sq. ft. per minute for any pourable material.
40" polyethylene tank allows fast application and easy clean-up. 40" disposable rollers make accurate coverage simple and FAST in 3 easy steps: **Fill - Apply - Drain**

#SPREADER-SUPER

1/ctn, 82 lbs/ctn

(Sp Order)

- No waste! Preserves unused adhesive.
- Easily holds two buckets of material.
- Different size holes accommodate bonding adhesive, cold process, coatings.
- Durable polyethylene tank allows easy clean-up.

Rooftop Equipment Inc.



REPLACEMENT ROLLERS

14" replacement roller for SINGLE WIDE Better Spreader®.

#SPREADER-RLRSNG9/ctn, 37 lbs/ctn

27" replacement roller for DOUBLE WIDE Better Spreader®.

#SPREADER-RLRDBL9/ctn, 65 lbs/ctn

40" replacement roller for SUPER WIDE Tank Roller.

#SPREADER-SPRRLR..... 9/ctn, 97 lbs/ctn



#SPREADER-RLRSNG



Rooftop Equipment Inc.



#SPREADER-SPRRLR

HAND ROLLER FRAMES WITH COVER (SPECIAL ORDER)

Hand roller frames offer a sturdy steel frame and through axle design to hold a large 4" diameter roller securely in place.

#RF-TITAN-8.....8" wide frame W/FLAT ROLLER.....2/ctn, 11 lbs/ctn

#RF-TITAN-16.....16" wide frame W/FLAT ROLLER.....2/ctn, 23 lbs/ctn

Replacement Hand Roller Covers

4" diameter rollers - makes any rolling application process twice as productive! Lubricated thru-axle. **Applies coatings, paints & adhesives fast!**

#RC-TITAN-89/ctn, 11 lbs/ctn

#RC-TITAN-169/ctn, 15 lbs/ctn



#RC-TITAN-16

FLAT
ROLLER
INCLUDED!

#RF-TITAN-8



VEE MANIFOLDS FOR APPLYING TWO-PART ADHESIVES

The patented V-Manifold is constructed with simple, straightflow paths to allow for a free flowing stream of liquid components for 2-part adhesive applications. Clogged tips? Use the included 12" drill bit to quickly and easily restore flow.

Standard V-Manifold: Molded urethane body, anodized steel threads. Comfort fit handle & cuff, 12" x 1/4" drill bit for cleaning.

#VEE-MANIFOLD Standard V-Manifold 1/ctn, 6 lbs/ctn

Premium V-Manifold: Anodized aluminum body and threads, two Zerk grease fittings. Comfort fit handle & cuff, 12" x 1/4" drill bit for cleaning.

#VEE-MANIFOLD-PR PREMIUM V-Manifold.. 1/ctn, 10 lbs/ctn

- Stright flow path reduced clogging.
- Stright flow path allows for easy clean out.
- Production back up & running in seconds, not hours.
- Eliminates daily start up & shut down procedures.
- 12" drill bit provided.
- Economical.
- Saves downtime.



ROOFING TORCHES

TurboRoofer field torch kit. Brass and stainless steel construction. Trigger style handle for shifting between pilot and main flame. Dual-valve nozzles for adjusting flow of pilot and main flame to conserve gas.

- 32" Torch Assembly w/Stand
- 25' Hose
- U.L. Listed Adjustable Regulator
- Flint Striker Spark Lighter

#TORCH KIT 32" torch assembly 1 kit/ctn, 7 lbs/ctn


TurboRoofer field torch kit COMBO.

- 32" Torch Assembly w/Stand
- 18" Torch Assembly w/Stand
- Quick-Connect Fitting For Handle
- Quick-Connect Fitting For Hose
- 25' Hose
- U.L. Listed Adjustable Regulator
- Flint Striker Spark Lighter

#TORCH KIT COMBO 32" & 18" torch assembly 1 kit/ctn, 9 lbs/ctn



SIEVERT



The Brush Man is a FULL-LINE distributor of Rooftop Equipment products!

Contact us at sales@brushman.com with any questions or if there's ANY Rooftop Equipment product you need not shown in our catalog!

CORE CUTTERS

For retrieving core samples from roof surfaces. Removable handle. Capable of extracting a 2" dia and 7" deep core sample.

#CORE CUTTER
1/ctn, 5 lbs/ctn



Power-Core Core Cutter. For use with heavy duty, high torque drills having a minimum 1/2" chuck. The heat-treated Power-Core uses a heavy duty threaded rod to power through material and extract a 2" diameter and 7" deep core sample.

#CORE CUTTER-PWR
1/ctn, 4 lbs/ctn



MEASURING TAPES

ECONOMY TAPE MEASURES

25 ft locking, 1" wide tape measure, silver plastic case. The slide lock firmly locks in place for hands-free working. Has plated belt clip. Graduated 1/16ths, inches and feet. Also has millimeter, centimeter and decimeter measurement.

#TAPE-MEAS 25 25 ft tape measure..... 6/ctn, 5 lbs/ctn

33 ft locking tape measure. Rubber-coated plastic housing with attached wrist strap and plated belt clip. Graduated 1/16ths, inches and feet. Has easy to read 1/8", 1/4", 1/2" and 3/4" markings.

#TAPE-MEAS 33 33 ft tape measure..... 5/ctn, 7 lbs/ctn

AUTOMATIC LOCK TAPE MEASURE

25 ft tape measure with AUTOMATIC LOCK. Blade lock engages automatically & is easily retracted with the push of a button. Rubber grip housing prevents slips & the nylon coated blade limits glare. **Labeled 16" stud and 19.3" truss markings.**

#TAPE-MEAS AUTO 6/ctn, 5 lbs/ctn

WIDE BLADE TAPE MEASURE

25 ft locking tape measure. Chrome-plated housing with 'non-slip' rubber grip and attached metal belt clip. Blade is nylon-coated to limit glare. **Labeled 16" stud and 19.3" truss markings.**

#TAPE-MEAS WIDE..... 6/ctn, 6 lbs/ctn

- 1-3/16" WIDE BLADE
- Rubber grip prevents slips.
- Nylon-coated, no-glare blade.
- 16-inch studs labeled.
- 19.3" truss labeled.

ROOFERS TAPE MEASURE

25 ft tape measure. Features a simple system of red points and red arrows placed at 5-5/8" intervals allowing the Roofer to layout every line, or every other line quickly.

#TAPE-MEAS ROOF (Special Order) 1/ctn, 11 lb/ctn



#TAPE-MEAS ROOF

OPEN-TYPE MEASURING REELS

Designed for use in the harshest work conditions with proven field performance. Fiberglass blade with two coats of PVC, one to bind the strands and a second to cover the printed units. Tough molded plastic housing with shovel-style handle for easy grip and rapid reeling.

#TAPE-MEAS 100 100 ft..... 5/ctn, 7 lbs/ctn

#TAPE-MEAS 200 200 ft..... 5/ctn, 12 lbs/ctn



#TAPE-MEAS 200

MEASURING WHEELS

36-inch circumference wheel (12.5" dia.).

#TAPE-WHEEL-40 1/ctn, 5 lbs/ctn

- Heavy duty polycast wheel.
- 3-piece pistol grip handle.
- 5-digit, easy-read, magnified counter.
- Measures up to 9,999 ft.
- Handle telescopes to 23".
- Flip-down kickstand.

12-inch circumference indoor short-run wheel.

#TAPE-WHEEL-12 1/ctn, 3 lbs/ctn

- Handle telescopes from 17" up to 38" and weighs less than 2 lbs
- Easily fits into a toolbox or suitcase.
- 5-digit, easy-read, magnified counter.
- Measures up to 9,999 ft.

36 inch circumference PREMIUM wheel (12" dia.).

#TAPE-WHEEL-36 1/ctn, 5 lbs/ctn

- Re-set on the handle & on the unit housing no more bending over, lifting the wheel or stepping on it to reset to 0.
- Brake on pistol grip - stops counting instantly.
- Collapsing hinge - snaps into extended lock with the flick of the wrist & it disconnects if you forget to press the unlock trigger.
- Center-line handle design with counter on top of the wheel. Center of gravity aligned for perfect balance.
- Flip-down kickstand.
- Gear & shaft transmission for highest measurement accuracy and strength.
- Handle lock - lock your handle in place when you're not using the wheel.



#TAPE-WHEEL-40



#TAPE-WHEEL-12



Enhanced pistol-style grip



#TAPE-WHEEL-36

Compact and easily reduces to half its size for storage.

SCRUBBING PADS - 10" x 4-1/2" x 3/4"

10" x 4-1/2" x 3/4" multi-purpose scrubbing pads.



THE GREAT
DANE
TOOL COMPANY



Color Scrubbing Action

#PAD10-WHITE White Light Duty 20/ctn, 2 lbs/case
#PAD10-BLUE Blue Medium Duty 48/ctn, 6 lbs/case
#PAD10-BROWN Brown Medium-Agressive 20ctn, 9 lbs/case



SCRUBBING PAD HOLDERS

Hand-held pad holder for 10" scrubbing pads. Allows even pressure and efficient scrubbing.

#PADHOLDER-HAND
1 ea/case, 1 lb/case



Swivel pad holder for 10" scrubbing pads.

Threaded pivoting handle socket provides easy access to confined and hard to reach areas.

#PADHOLDER-SWIV
1 ea/case, 1 lb/case



Use any size standard threaded handle.

HAND PAD

6" x 9" x 1/4" green, medium duty multi-purpose scrubbing pad.

#PAD-HAND-GREEN
60 ea/case, 5 lbs/case



EPDM SCRUBBING SPONGE

6" x 4-1/4" x 1-1/4" thick cellulose sponge with green scrub pads on each side.

#EPDM SPONGE 6
50/ctn, 7 lbs/ctn

Holds a lot of solution for scrubbing seams on roofs.



TROWELS

POINTING TROWELS (High Carbon Steel)

#TROWEL-PTG-5-1/2 5-1/2" x 2-3/4" blade ... 12/ctn, 4 lbs/ctn

#TROWEL-PTG-7 7" x 3" blade 12/ctn, 5 lbs/ctn

MARGIN TROWEL (High Carbon Steel)

#TROWEL-MAR-5 5" x 2" blade 12/ctn, 5 lbs/ctn

GAUGING TROWEL (High Carbon Steel)

#TROWEL-GAUG-7 7" x 3-3/8" blade 12/ctn, 6 lbs/ctn



FINISHING TROWELS

14" x 4" high grade hardened & tempered spring steel blade, properly shaped, aluminum alloy Xtralite® mounting, beveled work edges prevent surface aggregate popping, resilient DuraSoft® handle provides soft feel, reduces fatigue & offers excellent durability.

#TROWEL-MXS64HD
12/ctn, 15 lbs/ctn



14" x 4" polished steel blade, aluminum mounting, comfortable curved wood handle.

#TROWEL-CEM-14X4
6/ctn, 8 lbs/ctn



#TROWEL-CEM-14X4

MAKE-A-CLAMP KITS

Make any size stainless steel clamp you need! 24 gauge stainless steel banding with adjustable fasteners & band splices.

	Band Length	Fasteners	Band Splices	
#CLAMP KIT 50	50'	10	10	1 kit, 3 lbs/kit
#CLAMP KIT 100	100'	25	10	1 kit, 6 lbs/kit
#CLAMP KIT 50-50	50'	50	10	1 kit, 5 lbs/kit

FOR EXTRA FASTENERS:

10 Make-A-Clamp fasteners (Includes band splices.)

#CLAMP KIT FASTN 1 kit, 1 lbs/kit



THE GREAT
DANE
TOOL
COMPANY



PROP 65 WARNING: Nickel
www.P65Warnings.ca.gov

INDIVIDUAL BAND CLAMPS (SPECIAL ORDER)

General purpose industrial clamps. High strength exceeds all SAE requirements. 1/2" band. **Stainless hex screw**. 10 clamps/pack.

	Min Diameter	Max Diameter	
#CLAMP-BAND-1	9/16"	1-1/16"	10/ctn, 1 lbs/ctn
#CLAMP-BAND-2	1-1/16"	2"	10/ctn, 1 lbs/ctn
#CLAMP-BAND-3	2-1/16"	3"	10/ctn, 1 lbs/ctn
#CLAMP-BAND-4	3-1/16"	4"	10/ctn, 1 lbs/ctn



CAULKING GUNS

SKELETON FRAME

10.3 oz metal frame non-drip gun, 7:1 thrust ratio. Ladder hook and seal puncture tool attached.

#CAULK 10-7-SF-D 12/ctn, 15 lbs/ctn



#CAULK 10-7-SF-D



#CAULK 10-10-SF

10 oz metal frame gun, 6:1 thrust ratio.

#CAULK 10-10-SF 24/ctn, 18 lbs/ctn



#CAULK 32-18-SF-D

32 oz jumbo metal frame gun, 18:1 thrust ratio. Features revolving barrel, thumb release and seal puncture tool.

#CAULK 32-18-SFD 6/ctn, 15 lbs/ctn



#CAULK 32-18-HB

HALF-BARREL

32 oz jumbo metal frame gun, 18:1 thrust ratio. Features revolving barrel, thumb release, ladder hook and seal puncture tool.

#CAULK 32-18-HB 6/ctn, 17 lbs/ctn



#CAULK 10-18-HB



#CAULK 10-3-HB

12.8 oz metal frame gun, 18:1 thrust ratio. Features revolving barrel, thumb release, ladder hook and seal puncture tool.

#CAULK 10-18-HB 6/ctn, 12 lbs/ctn

10 oz metal frame gun, 3:1 thrust ratio. Features smooth rod handle. Good quality and economically priced.

#CAULK 10-3-HB 24/ctn, 25 lbs/ctn



#CAULK 51001

Replacement parts available.

SAUSAGE/CARTRIDGE/BULK

20 oz lightweight aluminum barrel gun, 12:1 thrust ratio. Includes 3 extra pistons, 3 translucent narrow tips and 3 black wide cone tips.

#CAULK 51001 1/ctn, 3 lbs/ctn

MAGNET HAMMERS & HATCHETS

For the installation of roof dry-in underlayments, house wrap, sheet metal & drywall. To be used with plastic cap nails, metal cap nails, roofing nails, and drywall nails.

#MAGNET-HAMMER..... 6/ctn, 15 lbs/ctn

- Heavy Duty Magnet
- Slip-Resistant Handle
- Angled Shaft - Reduces vibration & prevents hand injury.



#MAGNET-HAMMER

THE GREAT DANE TOOL COMPANY

The "Smart Hatchet" is the world's first magnetic hatchet! For the installation of stucco, drywall, roof shingles, roof dry-in underlayments, house wrap and drywall. To be used with plastic cap nails, metal cap nails, roofing nails, stubbie nails, and drywall nails.

#MAGNET-HATCHET 12/ctn, 29 lbs/ctn

- All Steel Contractor Grade Hammer/Hatchet Combination
- "Easy Grab, Easy Stow" Holder Included
- Heavy Duty Magnet
- Slip-Resistant Handle
- Easy Claw for quick nail removal.
- Hatchet with guides.



#MAGNET-HATCHET

17 oz magnetic-faced roofing hatchet. Powerful, shielded neodymium magnet located on the striking face.

#MAGNET-RFG-HAT..... 6/ctn, 10 lbs/ctn

- Sliding Gauge
- Built-In Utility Blade
- Nail Claw



#MAGNET-MAG-HAT



STAPLE HAMMER TACKER

Heavy-duty deluxe hammer tacker.

#HAMMER-TACKER.....10/ctn, 25 lbs/ctn

- Quick-Loading
- Balanced Design
- Quick Jam Clear
- Uses 5/16" - 9/16" staples.
- Compatible with Arrow T50, Rapid 140 and A-11 series staples.



DIAMOND BLADES - QUALITY BLADES AT A COMPETITIVE PRICE

GENERAL PURPOSE BLADE

4.5" diameter turbo blade.

#BLADE-TURBO-4.5.....1/ctn, 1 lb/ctn

Applications: Mortar Removal, Concrete
Features: Sintered, Turbo Style, Continuous Rim, Polished, Dry/Wet Use
Equipment: Angle Grinder, Circular Saw, Masonry Saw, High Speed Power Saw, Dry Use, Wet Use



#BLADE-TURBO-4.5



#BLADE-TUCK-4.5

Used by commercial roofers to install flashing.

TUCK POINT BLADE

4.5" diameter standard tuck blade.

.250" rim thickness.

#BLADE-TUCK-4.5 1/ctn, 1.2 lbs/ctn

Applications: General Purpose, Block, Concrete, Pavers, Brick
Features: Sintered/Brazed, Key Hole Gullet, Polished, Wet/Dry Use
Equipment: Angle Grinder, Circular Saw, Dry Use, Wet Use

CONCRETE/MASONRY BLADE

14" general purpose segmented concrete/masonry blade.

Segmented rim for multiple applications allows for quick material removal. High concentration of premium grade diamonds provide faster cleaner cuts and extended blade life. Optimum diamond size and distribution provide constant cutting performance. (Special Order)

#BLADE-MASON-14..... 1/ctn, 4.3 lbs/ctn



#BLADE-MASON-14

Wet or dry use. Can be used in gas hand saw, electric hand saw, masonry table saw & under 15hp walk behind saw.

SEAM ROLLERS

THE GREAT
DANE
TOOL
COMPANY



Double fork steel roller, 2" wide x 2" dia. Slightly rounded edges - won't cut material membranes. Enclosed bearings, 5" wood handle.

#SEAM-2S Steel Roller 5/ctn, 10 lbs/ctn



#SEAM-2S



#SEAM-2RADS

Single fork steel radius roller, 2" wide x 2" dia. Enclosed bearings, 5" wood handle. For use around flashings.

#SEAM-2RADS Steel Roller 5/ctn, 10 lbs/ctn



Single fork silicone rubber roller, 1-3/4" wide x 1-5/16" diameter. Non-stick, heat-resistant surface. Enclosed bearings, 5" wood handle.

#SEAM-1.75R Silicone Roller 12/ctn, 9 lbs/ctn



#SEAM-1.75R



#SEAM-4R

Double fork silicone rubber roller, 4" wide x 2" diameter. Non-stick, heat-resistant surface. Enclosed bearings, 5" wood handle.

#SEAM-4R Silicone Roller 3/ctn, 7 lbs/ctn

Double fork nylon roller, 1/2" wide x 2" diameter. Enclosed bearings, 5" wood handle.

#SEAM-170-1/2N .. Nylon Roller 12/ctn, 4 lbs/ctn



#SEAM-170-1/2N



#SEAM-4S-TSF

Foam covered 5" handle rollers with metal threads to allow a threaded handle to be used for standing while rolling out a seam. Available in steel (4") or non-stick, heat-resistant silicone rubber (2" & 4").

Use any
threaded
handle.



#SEAM-4R-TSF

	Width	Dia.	Fork	Roller	
#SEAM-4S-TSF (Sp Order)	4"	2"	Double	Steel	3/ctn, 13 lbs/ctn
#SEAM-2R-TSF	2"	1-5/16"	Single	Silicone	5/ctn, 7 lbs/ctn
#SEAM-4R-TSF	4"	2"	Double	Silicone	3/ctn, 9 lbs/ctn

'PICK-AND-ROLL' DETAIL SEAM ROLLER



It is a seam roller **AND** weld probe pick in one! Combines the features of the best-selling 1.75" wide silicone roller with heavy-duty retractable steel pick. The pick is at the same end as the roller, making it fast and easy to switch between rolling and picking.

#SEAM-1.75RPROBE 5/ctn, 5 lbs/ctn

Adjustable Pick

- No more torn clothes or other damage from exposed point.
- Wing screw allows tool-free adjustment of pick.
- No need to throw away when pick wears out.

- Pick can also be used to smooth down and manipulate material.
- Roller bracket features offset design for increased leverage and is extended to keep hands away from hot air welder.



RUBBER / BRASS COMBO SEAM ROLLER



Rubber/Brass roller combo gives roofers one tool for a multitude of hot air welding applications.

#SEAM-1.75R-BRASS 5/ctn, 5 lbs/ctn

- 1.75" wide silicone rubber roller on one end.
- .23" wide brass roller on the other end.
- Hardwood handle.
- High quality sealed bearings.
- Rubber roller with single fork, brass roller with double forks.



WRIST SAVER™ SEAM ROLLER

The Wrist-Saver roller's patent pending design allows for proper positioning of your arm, wrist and hand into a neutral, relaxed working position. Keeps your wrist in a more comfortable position and your arm moves in a natural motion, helping you to increase leverage and avoid wrist strain.

#SEAM-WRISTSAVER
6/ctn, 7 lbs/ctn (Sp Order)

Breakthrough In
Hand Roller
Design!



75lb SEAM ROLLER

75 lb polished steel roller, 16" wide. For application of self-adhered membranes. Detachable pivoting legs with wheels to transport roller to and from the job site. Steel handle also detachable.

Segmented rollers provide even pressure on uneven surfaces. Axles are inset to prevent any scuffing on the sides.

#SEAM-16S75
1/ctn, 80 lbs/ctn (Sp Order)

Detachable Legs
& Handle.



'CHECK-MARK' SEAM PROBE / MARKER

It is a seam probe AND marker in one! Carry and use like a regular pick. Then, when needed, extend the crayon out to mark defective seams. Button allows for extension and retraction of the crayon.

#SEAM-PROBE-MRKR 10/ctn, 4 lbs/ctn



- Accepts standard 1/2" diameter lumber crayons.
- 1 red hard lumber crayon included.
- Replaceable pick.
- Aluminum & steel construction.

SEAM TEST TOOLS

Economical seam test tool. Steel construction with molded plastic handle and metal threaded socket.

#SEAM-TEST TOOL
1/ctn, 1 lb/ctn



Super duty contractor test tool. Features steel construction and threaded end to accept extension handle. Deep cushion grip and replaceable parts.

#SEAM-PROBE-HD
5/ctn, 6 lb/ctn



SPIKED SHOES

Durable black polypropylene shoes with 13 replaceable 3/4" steel spikes and adjustable straps.

One size fits all.

#SHOE-3/4"
1 pair/ctn, 2 lb/ctn

3/4" replacement spikes.
(26 spikes per set).

#SHOE-3/4-REPL
1 set/ctn, 1 lb/ctn

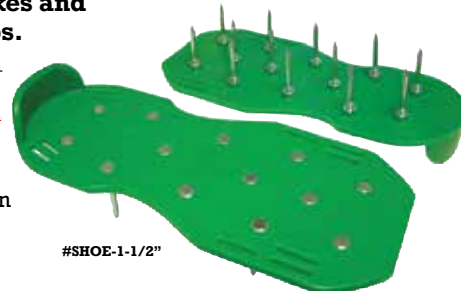


Green polypropylene shoes with 13 replaceable 1-1/2" steel spikes and adjustable straps.

One size fits all.

(Spec Order - Min
Order: 20 pair)

#SHOE-1-1/2"
1 pair/ctn, 2 lbs/ctn



MaxiSoft™ Rubber Broom

Sweeps, squeegees and wipes smooth floors, indoors and out!

#POLY-BRM-SQC-CS 12/ctn, 24 lbs/ctn

- Hygienic washable bristles.
- Very effective at sweeping hair.
- Rubber broom head is water-resistant.
- 1" telescoping handle extends from 33" to 60".



BLUE POLY TARPS



- 5-mil thickness.
- Rust-proof grommets every 3'.
- 3/16" bolt roping in hem.

	Qty/Ctn	Lbs/Ctn
#TARP 8X10BLU.....8' x 10'.....	20	22
#TARP 100X100BLU...100' x 100'.....	1	125
#TARP 10X10BLU.....10' x 10'.....	15	21
#TARP 10X12BLU.....10' x 12'.....	15	26
#TARP 10X16BLU.....10' x 16'.....	10	20
#TARP 10X20BLU.....10' x 20'.....	8	22
#TARP 12X12BLU.....12' x 12'.....	6	13
#TARP 12X16BLU.....12' x 16'.....	8	20
#TARP 12X25BLU.....12' x 25'.....	5	21
#TARP 16X20BLU.....16' x 20'.....	8	36
#TARP 20X20BLU.....20' x 20'.....	6	34
#TARP 20X30BLU.....20' x 30'.....	4	34
#TARP 20X40BLU.....20' x 40'.....	2	24



Qty/Ctn Lbs/Ctn

#TARP 30X40BLU.....30' x 40'.....	1	15
#TARP 30X50BLU.....30' x 50'.....	1	19
#TARP 30X60BLU.....30' x 60'.....	1	22
#TARP 40X40BLU.....40' x 40'.....	1	20
#TARP 40X50BLU.....40' x 50'.....	1	25
#TARP 40X60BLU.....40' x 60'.....	1	34
#TARP 50X50BLU.....50' x 50'.....	1	31
#TARP 50X100BLU.....50' x 100'.....	1	62
#TARP 60X120BLU.....60' x 120'.....	1	90

HEAVY DUTY GREEN/BLACK TARPS



Super heavy duty tarp, green on one side, black on the other.

- Plastic corner bars with grommets.
- Heavy duty thickness for extra strength!
- Sun & fade resistant.
- Heat sealed seams.



#TARP 10X12G/B (Sp Or) .10' x 12'.....	9/ctn, 36 lbs/ctn
#TARP 15X30G/B (Sp Or) .15' x 30'.....	3/ctn, 30 lbs/ctn
#TARP 16X20G/B.....16' x 20'.....	4/ctn, 42 lbs/ctn
#TARP 20X20G/B (Sp Or) .20' x 20'.....	6/ctn, 36 lbs/ctn
#TARP 20X30G/B.....20' x 30'.....	2/ctn, 40 lbs/ctn
#TARP 30X40G/B (Sp Or) .30' x 40'.....	1/ctn, 44 lbs/ctn
#TARP 40X60G/B.....40' x 60'.....	1/ctn, 69 lbs/ctn



NEW TARP STYLES COMING SOON!

See price list for listing of stock sizes & pricing.

- Extra Heavy Duty Blue Poly (HBL)
- Brown Poly (BRN)
- Grey / White Poly (G/W)
- Silver / Black Poly (S/B)
- White Poly (WHI)
- Green / Silver Poly (G/S)
- Silver Poly (SIL)

PALLET COVERS



Cover Size Covers/Roll

Tan Covers (Buff Opaque)

#COVER 4X8-TAN.....4' x 8'..25 covers.....	1 roll, 43 lbs/ctn
#COVER 4X4-TAN.....4' x 4'..45 covers.....	1 roll, 51 lbs/ctn

Clear Covers

#COVER4X12-CLEAR.....4' x 12'..25 covers.....	1 roll, 67 lbs/ctn
#COVER 4X8-CLEAR.....4' x 8'..25 covers.....	1 roll, 43 lbs/ctn
#COVER 4X4-CLEAR.....4' x 4'..45 covers.....	1 roll, 51 lbs/ctn

Black Covers

#COVER 4X8-BLACK.....4' x 4'..25 covers.....	1 roll, 43 lbs/ctn
#COVER 4X4-BLACK.....4' x 4'..45 covers.....	1 roll, 51 lbs/ctn

White Covers

#COVER 4X8-WHI.....4' x 8'..25 covers.....	1 roll, 43 lbs/ctn
#COVER 4X4-WHI.....4' x 4'..45 covers.....	1 roll, 51 lbs/ctn

Heavy duty 10-MIL white pallet covers. (Special Order)

#COVER 4X8-WHI10.....4' x 8'.....6 covers.....	1 roll, 45 lbs/ctn
--	--------------------



- 2.25-Mil Thickness
- UV PROTECTED
- Covers 4' high pallet.



Contact us for details on private label pallet covers!



Blue Tarp Pallet Covers. 8x8 weave polyethylene tarp material. Water proof and mold proof. Finished size is 48" w x 60" l x 48" h.

#COVER 4X5BLTARP.....4'W x 5'L x 4'H.....	10/ctn, 20 lbs/ctn
---	--------------------

POLY SHEETING & PAINTER'S PLASTIC

Quality polyethylene sheeting that provides the optimum in economy and performance. Good weatherability, chemical inertness and toughness.

#POLY 10X100-4C (*Special Order*) ...10' x 100' 4 mil 1 roll/ctn, 19 lbs/ctn

#POLY 20X100-4C *IN STOCK*20' x 100' 4 mil 1 roll/ctn, 43 lbs/ctn

#POLY 10X100-6C (*Special Order*) ...10' x 100' 6 mil 1 roll/ctn, 29 lbs/ctn

#POLY 20X100-6C *IN STOCK*20' x 100' 6 mil 1 roll/ctn, 57 lbs/ctn

8'4" x 400' clear painter's plastic. .001 mil thickness.

#POLY-PAINT 108C..... 1 roll/ctn, 15 lbs/ctn



BUTYL COATED DROP CLOTHS

9' x 12' butyl-coated drop cloth.

#PAINT-DROPCLOTH..... 6/ctn, 17 lbs/ctn



- Absorbent
- Reusable
- Tough!

ROPE

MANILA ROPE

Min. Break Strength

Natural Fiber - Inexpensive. For general purpose use. Spliceable - holds knots well. Resists heat and sunlight.

#ROPE MA1/4X1200 1/4" x 1,200' 540 lbs 1/ctn, 20 lbs/ctn

#ROPE MAN3/8X600..... 3/8" x 600' 1,215 lbs..... 1/ctn, 19 lbs/ctn

#ROPE MAN1/2X600..... 1/2" x 600' 2,385 lbs..... 1/ctn, 36 lbs/ctn

#ROPE MAN3/4X600..... 3/4" x 600' 4,860 lbs..... 1 coil, 78 lbs/coil

3-STRAND MANILA ROPE COILETTES

#ROPE MAN1/4X100..... 1/4" x 100' 540 lbs ...24/ctn, 42 lbs/ctn

#ROPE MAN3/8X100..... 3/8" x 100' (*Sp Order*) ..1,215 lbs... 9/ctn, 30 lbs/ctn

#ROPE MAN1/2X100..... 1/2" x 100' (*Sp Order*) ..2,385 lbs... 4/ctn, 30 lbs/ctn

#ROPE MAN3/4X100..... 3/4" x 100'4,860 lbs .. 1/ctn, 15 lbs/ctn

ROOFERS HOIST ROPES

3-strand manila rope with 9/16" forged snap hook.

#ROPESNAP 3/4X60..... 3/4" x 60' 4,860 lbs 11 lbs/coil

#ROPESNAP 3/4X100..... 3/4" x 100' 4,860 lbs 15 lbs/coil

#ROPESNAP 3/4X180..... 3/4" x 180' 4,860 lbs 30 lbs/coil

Blue poly rope with 9/16" forged snap hook. (*Special Order*)

#ROPESN5/8X60BP..... 5/8" x 60' 10,640 lbs 11 lbs/coil

#ROPESN5/8X100BP..... 5/8" x 100' 10,640 lbs 15 lbs/coil

POLY ROPE

100% premium grade monofilament twisted polypropylene. Has more than twice the strength of manila rope. Has great resistance to most chemicals, oil, grease, acids, rot and mildew. Floats. Moderate elongation.

#ROPE P1/4X300 1/4" x 300' (*Sp Order*)1,250 lbs..... 1 reel, 4 lbs/reel

#ROPE P1/4X600 1/4" x 600'1,250 lbs..... 1 reel, 8 lbs/reel

#ROPE P1/4X1200 1/4" x 1,200'1,250 lbs... 1 reel, 12 lbs/reel

TRUCKERS ROPE

Meets California state trucking codes. Has all the qualities of polypropylene plus ultraviolet inhibitors for longer life. Good abrasion resistance and high strength make it excellent for tie-downs. Unaffected by water and able to float. Black with bright orange surface marker.

#ROPE TR3/8X600 3/8" x 600'2,440 lbs... 1 reel, 17 lbs/reel

SISAL ROPE

Natural Fiber - Inexpensive.

#ROPE SIS1/4X50 1/4" x 50' 385 lbs48/cs, 48 lbs/cs

#ROPE SIS1/4X100 1/4" x 100' 385 lbs12/cs, 21 lbs/cs



Manila Rope



Manila Rope w/Snap Hook



Blue Poly Rope w/Snap Hook



Poly Rope



California Truckers Rope



Sisal Rope

KNIVES



Ergonomic handle with side rubber grips. Includes 3 extra blades in the drop-down cradle. Quick-release button makes changing blades fast & easy!

#KNIFE-RETR-HD 6/ctn, 5 lbs/ctn



#KNIFE-RETR-HD

Standard retractable blade utility knife. Includes 1 blade.

#KNIFE-RETR-STD 12/ctn, 4 lbs/ctn



#KNIFE-RETR-STD

Quick opening fixed blade utility knife. Includes 1 blade.

#KNIFE-FIXED-STD 12/ctn, 5 lbs/ctn



#KNIFE-FIXED-STD

AUTO-RETRACTING BLADE KNIFE

Heavy duty knife with spring-action. Self-retracting blade and ergonomic grip. Tool-free blade replacement.

#KNIFE-RETR-SELF

5/ctn, 4 lbs/ctn



Self-Retracting Blade

'GUARDIAN ANGLE' ROOFING KNIFE

Specifically designed for cutting shingles.

#KNIFE-GUARDIAN.

5/ctn, 4 lbs/ctn

(Sp Order)

3 Blades Included:
Big Hook, Bowtie &
Standard Utility



- Hand & Knuckle Protection
- Ergonomically superior design.
- Reduces Fatigue - Increases Leverage

BOWTIE ROOFING KNIFE & BLADE

Heavy guage zinc-plated steel knife with 5 each bowtie knife blades included. (Also accepts our #BLADE-DEEP-HKHD hook knife blade, not included.)

#KNIFE-BOWTIE 10/ctn, 3 lbs/ctn



UTILITY & ROOFING KNIFE BLADES

Type 92 heavy duty utility blades, .025 thick.

#BLADE-UTIL 100 100 blades per carton 1 lb/ctn
(5 blades/pack, 20 packs/carton)



#BLADE-#92 DISP 100 blades in a dispenser 1 lb/disp



#BLADE-UTIL 100

Roofers standard deep hook blade, .025 thick.

#BLADE-DEEP HOOK .. 100 blades/carton 1 lb/ctn
(5 blades/pack, 20 packs/carton)
(Made in Sheffield England).

#BLADE-DEEP-DISP 100 blades in a dispenser 1 lb/disp

#BLADE-DEEP-HOOK



Heavy duty deep hook blades. .025 thick. MADE IN USA! 5 Blades/Pack

#BLADE-DEEP HKHD 20 packs/ctn, 1 lb/ctn



#BLADE-DEEP-HKHD

Heavy duty bowtie roofers knife blades. Heavy duty carbon steel. .025 thick. 5 Blades/Card

#BLADE-BOWTIE (Sp Order) 24 cards/ctn, 120 blades/ctn



#BLADE-BOWTIE



8" FLOORING SCRAPER BLADE

8" heavy duty flooring scraper blade, .036" thick.

#BLADE-SCRAPER-8 50 blades/ctn, 15 lbs/ctn



PRO SCORING KNIFE

Heavy-duty knife for scoring roofing & other materials.
Heat-treated high carbon steel blade, precision ground to razor sharpness. Nylon/rubber handle.

#KNIFE-INSUL. 12/ctn, 5 lbs/ctn



DRYWALL JAB SAW

Triple-ground beveled teeth with an aggressive design that cuts through drywall, plywood, wallboard and plastic.

#JAB SAW 6/ctn, 3 lbs/ctn



SHEARS

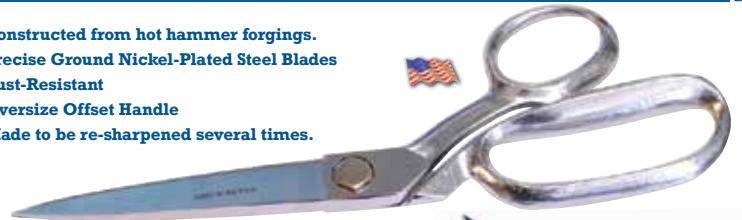
Our shears are manufactured for continuous and instense production use.

Size Length of Cut

#SHEARS 210LR 10" 4-3/4" 6/ctn, 6 lbs/ctn

#SHEARS 208LR 8" 3-1/2" 6/ctn, 3 lbs/ctn

- Constructed from hot hammer forgings.
- Precise Ground Nickel-Plated Steel Blades
- Rust-Resistant
- Oversize Offset Handle
- Made to be re-sharpened several times.



LEFT HANDED 10" bent trimmers - Handle not oversize!
Same quality forging and finishing as #210LR.

#SHEARS 210 LEFT
6/ctn, 6 lbs/ctn



Oversize handle grip!
Allows more grip even with gloves on!!



LIGHTWEIGHT, ERGO-DESIGN SHEARS

Light, ergo-designed, soft blue handles that allow the operator to cut for long periods of time without the usual cramping of the hands! Oversize grip!
A lighter shear and BIG price break!
10" bent trimmers, 4-3/4" length of cut.

#SHEARS 7310 6/ctn, 5 lbs/ctn



Oversize Ergo-Designed Grip

AVIATION SNIPS

Forged and heat treated steel blades for strength & durability. Textured comfort grips are color-coded by cutting pattern. 1-1/4" (32mm) length of cut, 9-1/2" (241mm) closed overall length.

#SNIPS-LEFT Left Cut (green) 6/ctn, 6 lbs/ctn

#SNIPS-STRAIGHT Straight Cut (yellow) 6/ctn, 6 lbs/ctn

#SNIPS-RIGHT Right Cut (red) 6/ctn, 6 lbs/ctn



5-IN-ONE SCRAPER TOOL

5-in-one scraper tool with rosewood handle.

#5-IN-1-TOOL 12/ctn, 4 lbs/ctn

- Sharp Blade Scraper
- Putty Remover
- Spreader
- Half-Round Cutout Removes Paint From Paint Roller
- Sharp Point Opens Cracks For Patching



ROOFING SPRAY PAINT

A professional grade roof paint that closely matches the original color of most roofing materials. Seamlessly blend the appearance of roofing accessories to asphalt shingles. Touch-up scratches & abrasions before or after installation. Not for anodized aluminum. (12 cans/ctn, 13 lbs/ctn)

Benefits:

- Fast dry
- Easy application.
- Closely matches original colors.
- Durable long-term protection.
- Resists fading.
- Protects against rust & corrosion.
- Excellent adhesion.

Suggested Uses:

- Flashing
- Vents
- Skylights
- Chimney Caps
- Satellite Dishes
- Window Frames
- Siding
- Gutters



THE GREAT DANE TOOL COMPANY

- Weathered Wood, #PAINT-RF-WEA
- Hickory, #PAINT-RF-HIC
- Charcoal, #PAINT-RF-CHA
- Birchwood, #PAINT-RF-BIR
- Slate Gray, #PAINT-RF-SLG
- Black, #PAINT-RF-BLA
- White, #PAINT-RF-WHI

INVERTED WATER-BASED MARKING PAINT

A fast drying marking paint designed to be sprayed in an inverted position. Uses a patented technology to cut the environmental impact in half (as compared to a standard solvent based marking paint). Produces vivid marks, does not clog, and is safe for grass. Meets APWA color standards and is VOC compliant. May be sprayed by hand or with a marking gun or wand. 16 oz. 12 cans/ctn, 13 lbs/ctn

Suggested Uses:

- Utility marking
- Golf courses
- Landscaping
- Construction sites
- Surveying
- Mining

- White, #PAINT-MK-WHI (Sp Order)
- Fluorescent Orange, #PAINT-MK-AO
- Fluorescent Green, #PAINT-MK-FLG (Sp Order)



BLACK ASPHALT ROOF PRIMER

Asphalt roof primer is a quick drying, asphalt-based material designed for priming surfaces prior to application of hot-mopped or cold-applied asphalt coatings, roof cements and asphalt-based roof and flooring adhesives. High penetrating qualities help assure a firm, tough bond. Specially designed for metal edging and flashings, weathered (composition) roofing, concrete, masonry and gypsum surfaces. 20-ounce aerosol can.

- Excellent adhesion to concrete, wood, felt, gypsum, plastic, glass and metal.
- Forms a tough waterproof seal that will trap dust & other loose particles.
- Creeps into cracks and crevices, then sets up and bonds to surfaces.
- Fills in surface pores with a protective film that provides a smooth, even, rust-resistant covering.



#PAINT-RF-PRIMER 12 cans/ctn, 14 lbs/ctn

MARKING STICKS & LUMBER CRAYONS

Permanent, creamy, non-toxic waterproof marking sticks. Markings dry after 5-7 minutes and will not fade or rub off.

#MARKING STICK R **Red** 12/ctn, 1 lbs/ctn
 #MARKING STICK W **White** 12/ctn, 2 lbs/ctn



Even marks under water!

Fade & weather-resistant lumber crayons. Ideal for warmer climates and for marking on dry or wet wood, paper, cartons, stone, concrete, tiles and plastic.

#MARKING CRAYON R **Red** 12/ctn, 1 lbs/ctn
 #MARKING CRAYON W **White** 12/ctn, 1 lbs/ctn
 #MARKING CRAYON B **Blue** 12/ctn, 1 lbs/ctn
 #MARKING CRAYON Y **Yellow** 12/ctn, 1 lbs/ctn



Other colors available - call us!

TWISTED MASON TWINE

A fine choice for mason line and other marking needs. Choosing twisted line is often an economical choice - 10% more line per spool over braided. 275' cardboard reel. (Special Order)

#TWINE-TW-250-O **Orange** 12/ctn, 5 lbs/ctn

Other colors available. Special order.



CHALK REELS

100' high-speed rewind chalk line reel. BigMouth® chalk fill grommet for easy fill up and a sure, protected seal. Flush handle and patented wedge shape enables easy in and out of a tool pouch. 3X rewind with clutch release for fast line pay out and retrieval. Metal rewind arm with tough ABS housing. Holds up to 3 oz. of chalk.

#CHALK REEL 100..... 100' 1/ctn, 1 lb/ctn

100' KESON LITTLE GIANT chalk reel line. Braided, poly/cotton line with "BigMouth®" chalk fill grommet. Snaps bold lines on concrete, wood, asphalt and even dirt. Oversized grips and crank knob for easy handling. Holds up to 12 oz of chalk.

#CHALK REEL G100..... 100' Little Giant 4/ctn, 5 lbs/ctn

#CHALK REEL G110..... 110' DOUBLE Little Giant 2/ctn, 4 lbs/ctn

130' KESON GIANT chalk reel line. Braided, poly/cotton line with "BigMouth®" chalk fill grommet. Snaps bold lines on concrete, wood, asphalt and even dirt. Oversized grips and crank knob for easy handling. Holds up to 24 oz of chalk.

#CHALK REEL G130..... 130' 4/ctn, 8 lbs/ctn



THE GREAT
DANE
TOOL COMPANY

#CHALK
REEL 100

CHALK REFILL

	Size	Color	
#CHALK 8R	8 oz	Red	12/ctn, 8 lbs/ctn
#CHALK 8B	8 oz	Blue	12/ctn, 8 lbs/ctn
#CHALK 8GO	8 oz	Fluorescent Orange	12/ctn, 8 lbs/ctn
#CHALK 105R	5 lb	Red	4/ctn, 23 lbs/ctn
#CHALK 105B	5 lb	Blue	4/ctn, 23 lbs/ctn
#CHALK 105Y	5 lb	Yellow	4/ctn, 23 lbs/ctn
#CHALK 105GO	5 lb	Fluorescent Orange	4/ctn, 23 lbs/ctn

- Ultra-fine standard grade chalk.
- Brilliant color.
- 4-5 strikes usual line yield.
- Great flow for easy fill-up.

Other chalk colors
available - call us!



DUCT TAPE - CONTRACTOR GRADE

2" x 60 yd rolls. Higher cloth thread count than standard economy rolls for greater strength. Flexible polyethylene backing for increased durability and high-tack adhesive for bonding to a wide variety of smooth and rough surfaces.



Different sizes - colors -
grades available - call us!

#TAPE-DUCT GREY 8-MIL ~~GREY~~ Contractor Grade 24 rolls/ctn, 31 lbs/ctn

#TAPE-DUCT9MIL-R 9-MIL RED Contractor Grade 24 rolls/ctn, 30 lbs/ctn




BLUE PAINTER'S MASKING TAPE

2" x 60 yd rolls. 5.5-mil thickness. UV-resistant with a specially formulated adhesive that allows for clean removal up to 14 days. Suitable for use on glass, most wallpaper, metal, painted or unpainted wood and stained or painted wallboard.

#TAPE-MASK BM1 1" width 36 rolls/ctn, 14 lbs/ctn

#TAPE-MASK BM2 2" width 24 rolls/ctn, 14 lbs/ctn



Other widths
available -
special order.

GENERAL PURPOSE MASKING TAPE

2" x 60 yd rolls. General purpose tape offering both economy and versatility. Rated service temperature of 32° to 160° Fahrenheit.

#TAPE-MASK 2 5-mil thickness 24 rolls/ctn, 14 lbs/ctn




PACKAGING TAPE & DISPENSER

2" x 110 yd rolls. Clear packaging tape with strong acrylic adhesive.

#TAPE-PKG 1.8-mil thickness 36 rolls/ctn, 20 lbs/ctn

Tape dispenser, 2" soft touch adjustable brake power dispenser.

#TAPE-DISPENSER Retractable blade 1/ctn, 1 lb/ctn



LEATHER GLOVES



Standard grade double split cowhide leather palm.

Gunn cut design, rubberized safety cuff, shirred elastic back and wing thumb.

#GLOVE-2392.....Size L..... 72 pair/ctn, 41 lbs/ctn



'2392'



'9466'

Split cowhide leather palm. Gunn cut design, rubberized safety cuff, shirred elastic back and wing thumb.

#GLOVE-9466.....Size L..... 72 pair/ctn, 31 lbs/ctn

Shoulder split leather palm. Gunn cut design, knuckle strap, striped canvas back, blue knit wrist and leather fingertips, index & thumb.

#GLOVE-7140.....Size L..... 72 pair/ctn, 25 lbs/ctn



'7140'



'4052L'

100% pig leather. Gunn cut design, keystone thumb, shirred elastic back and unlined.

#GLOVE-4052L.....Size L..... 72 pair/ctn, 25 lbs/ctn

COTTON GLOVES - STRING KNIT



FLEXI GRIP™ Latex Palm Glove From BOSS®

Polyester/Cotton blend. Premium blue latex on fingers and palms with crinkled grip. Knit wrist with hem.

#GLOVE-8426L.....Size L... 144 pair/ctn, 35 lbs/ctn

#GLOVE-8426XL...Size XL 144 pair/ctn, 35 lbs/ctn (*Sp Order*)



'8426L'



'1202'

Polyester/cotton blend, regular weight, reversible.

Knit wrist with color-coded hem. (*Special Order*)

#GLOVE-1202.....Size L... 300 pair/ctn, 40 lbs/ctn

Polyester/cotton blend, regular weight, reversible.

Black PVC dots on back and palm. Knit wrist with color-coded hem.

#GLOVE-5522.....Size L... 240 pair/ctn, 60 lbs/ctn



'1845'



'5522'

Polyester/cotton blend, medium weight. Blue latex palm dip with textured grip. Knit wrist with color-coded hem.

#GLOVE-8429.....Size XL 240 pair/ctn, 46 lbs/ctn



'4027'



'8429'

Polyester/cotton blended jersey, regular weight.

Clute cut design, knit wrist and straight thumb.

#GLOVE-1845.....Size L... 288 pair/ctn, 31 lbs/ctn

Polyester/cotton blended jersey, red fleece lined.

Gunn cut design, knit wrist and straight thumb. (*Sp Order*)

#GLOVE-4027.....Size L... 144 pair/ctn, 24 lbs/ctn

CUT-RESISTANT GLOVES



BLADE DEFENDER™ Polyurethane Palm Glove from BOSS®

HPPE (Olefin)/Nylon/Spandex shell for maximum strength. Breathable band knit wrist with color-coded hem. **EN 388: 4343 (Cut Level 3) Compliant.**

#GLOVE-3712GM Size M 12 pair/ctn, 2 lbs/ctn

#GLOVE-3712GL..... Size L 12 pair/ctn, 2 lbs/ctn

#GLOVE-3712GXL Size XL 12 pair/ctn, 2 lbs/ctn



CHEMICAL RESISTANT GLOVES

Sanitized® Treated Black PVC Glove. Interlock lined and smooth grip.

#GLOVE-8700..... 72 pair/ctn, 24 lbs/ctn

14" Sanitized® Treated & Fully Coated Black PVC Glove. Interlock lined and rough grip.

#GLOVE-7714..... 72 pair/ctn, 41 lbs/ctn

Black PVC *RIGHT HAND SINGLE GLOVE ONLY*.

Otherwise, same as #7714. Specially stocked for roofers when the left hand glove is not necessary for applying solutions.

#GLOVE-7714RHO..... 24 each/bdl (240 ea/ctn), 67 lbs/ctn

#GLOVE-7714 CARD..... 1 each/card (12 cards/ctn), 7 lbs/ctn

Other lengths and styles available



VINYL, LATEX & NITRILE GLOVES

Seamless vinyl, general purpose, clear, disposable, lightly powdered. 100 gloves per carton.

#GLOVE-1204DL..... Size L..... 10 ctn/cse, 2 lbs/ctn

#GLOVE-1204DX..... Size XL (*Sp Order*) 10 ctn/cse, 2 lbs/ctn

Seamless blue nitrile, 4-mil, industrial grade, disposable, lightly powdered. 100 gloves per carton.

#GLOVE-0001X..... Size XL..... 10 ctn/case, 2 lbs/ctn

Fully coated latex, 15-mil, flock lined, diamond embossed grip, 12" pinked cuff. (*Special Order*)

#GLOVE-0956X..... Size 10..... 144 pair/ctn, 26 lbs/ctn

Green nitrile, 15-mil, flock lined. Diamond embossed grip, 13" long. (*Special Order*)

#GLOVE-0027L..... Size L..... 144 pair/ctn, 29 lbs/ctn



WE CAN CROSS REFERENCE YOUR CURRENT GLOVE STOCK - CALL US!!

STRETCH WRAP

18" x 1500' stretch wrap, 3" core. We've tested many. This wrap really works! Try a case and see for yourself!

#STRETCH WRAP 18..... 4 rolls/ctn, 26 lbs/ctn

Stretch Wrap Dispenser. Adjusts for 12" - 18" wide film. Top tension control. Handle bent 33 degrees for easier bottom row wrapping. Foam cushion grip. Wide base reduces tip-over.

#STRETCH DISP..... 1 each/ctn, 5 lb/ctn

Plastic Stretch Wrap Handle. Alternative style handle for 18" stretch wrap. Requires two for each roll of stretch wrap.

#STRETCHWRAP HDL..... 1 each

5" x 1000' Stretch Wrap. Extended core on one end for use as a handle.

#STRETCH WRAP 5..... 4 rolls/ctn, 8 lbs/ctn



WEATHERPROOF FIRST AID KITS

Easy-to-use first aid kit is packaged in a practical weatherproof (gasketed) polypropylene case for durability and assists in complying with OSHA requirements.

THE GREAT
DANE
TOOL COMPANY



- #FIRST AID-15..... 15-person first aid kit 1 kit/ctn, 2 lbs/ctn
#FIRST AID-25..... 25-person first aid kit 1 kit/ctn, 2 lbs/ctn

Each kit contains:

- Adhesive Bandages
- Large Wound Pad (25 person only)
- Eye Pads
- Triangular Bandages
- First Aid/Burn Cream (25 person only)
- Elastic Bandages
- Scissors
- Forceps
- First Aid Instructions
- Gauze Pads
- Adhesive Tape
- Antiseptic Towelettes
- Aspirin
- Cold Pack
- Latex Exam Gloves



WASP SPRAY

Long-range, fast-acting wasp & hornet killer with high dielectric strength (33,000 volts) that literally stops wasps, hornets, yellow jackets and bees in flight on contact.

#WASP SPRAY..... 12 cans/ctn, 14 lbs/ctn



- Special blast valve sends powerful, non-drift stream 25' or more to saturate nests and swarms.
- Formula contains Tetramethrin and Permethrin to deliver maximum insect killing power.
- Continues to be effective as insects return to the nest.
- Non-flammable and electronically non-conductive to 41,000 volts/cm.



SAFETY VESTS

100% polyester mesh safety vest. Velcro front closures and elastic side straps.

#SAFETY VESTORG..... Dayglow Orange..... 1/bag

#SAFETY VESTLIM..... Lime..... 1/bag



SAFETY HARNESS KIT

Fall Protection - Roofers Kit. 5 gal. pail of fall protection.

#ROOFERS KIT . 1 kit/bucket, 18 lbs/bucket

- V-LINE Vest Style Harness with Stamped D-Ring, Pass-Through Buckles, and Spring Loaded Adjustment Points for Hassle-Free Donning.
- 50' 3-Strand Rope Lifeline with Attached Rope Grab and Integrated Energy
- Absorber. Forged Steel Snap Hooks, 3,600 lb rated gate strength, minimum breaking strength exceeds 5,000 lbs!
- Reusable Roof Anchor that fits any wood or steel roof pitch.
- Reusable Plastic Storage/Carrying Bucket
- Meets OSHA 1926.502 - ANSI Z359.11 - ANSI A10.32
- ANSI Z359.13 - ANSI Z359.18 - ANSI Z359.15



OSHA/ANSI Compliance
all in one convenient kit!

Replacement components
available.

SAFEWAZE



KNEE PADS

HEAVY-DUTY LEATHER KNEEPADS from CLC®

Top grain cowhide leather outer shell that's been riveted for extra strength. 1/2" thick felt lining for comfort. Adjustable leather straps with steel buckles.

#KNEE PAD-ONE 1 pair/ctn, 2 lbs/ctn

AIRFLOW™ GEL KNEEPADS from CLC®

Layered gel, high density, closed-cell foam and neoprene padding for superior all-day comfort. Airflow side panel to help reduce heat build-up. Stabili-cap™ design for providing a solid kneeling base and easy movement. Elastic web straps with hook and loop closures ensure a perfect fit.

#KNEE PAD-TWO 1 pair/ctn, 2 lbs/pair

#KNEE PAD-ONE



#KNEE PAD-TWO



PROP 65 WARNING: CANCER &
REPRODUCTIVE HARM
www.P65Warnings.ca.gov

TYPE 1 FUEL CANS & FUNNEL

Baked on powder coat finish with double interlock "no-weld" bottom seal. Spring closing lid with neoprene gasket vents at 5 PSI internal pressure. Non-sparking brass flame arrestor and pour spout. **Meets OSHA 29 CFR 1910.106 and NFPA Code 30 requirements.**

	Type	Gallons
#GAS-1 GAL.....	GAS	1 1/ctn, 4 lbs/ctn
#GAS-2 GAL.....	GAS	2 1/ctn, 5 lbs/ctn
#GAS-5 GAL.....	GAS	5 1/ctn, 7 lbs/ctn
#DIESEL-5 GAL.....	DIESEL	5 1/ctn, 7 lbs/ctn
#KEROSENE-5 GAL (Sp Order).....	KEROSENE	5 1/ctn, 7 lbs/ctn
#SAFETY-1 GAL (Sp Order).....	SAFETY	1 1/ctn, 4 lbs/ctn
#SAFETY-2.5 GAL (Sp Order).....	SAFETY	2-1/2 1/ctn, 5 lbs/ctn

9" long funnel for type 1, Eagle containers listed above.

#GAS-FUNNEL..... 6/ctn, 3 lbs/ctn



ROOFERS PITCH HOOD

- Breathable dacron material protects workers from pitch fumes!
- Complete Face & Neck Coverage
- Lightweight!
- Washable!
- Will not stretch out!
- Use over and over again!

#PITCH HOOD-NYLN 1/pack

FOR ADDED SAFETY:

Fogless lens safety goggle, indirect venting.

#GOOGLE 300 (Sp Order) 12/ctn, 3 lbs/ctn



Eliminates skin irritation and pitch burns.



9-PLY PROTECTIVE BARRIER GEL

Protects the skin from irritation & pitch burns!
A must for roofers! It should also be applied each day just before work to make clean-up later a real breeze. No more digging embedded tar, grease, oil and dirt out of your skin. Try this gel for a couple of days and you will always use it every day on the job site.



#PITCH GEL
 24 tubes/ctn, 10 lbs/ctn

Contains: Water, glycerin, sodium carboxymethyl, cellulose gums, methylparaben.

AFTER-WORK SKIN CREAM

An 'after wash-up' cream to protect, soothe and refresh skin dried by environmental exposure and by harsh cleaners.

Rub this cream into problem areas to ease the discomfort of rough or dry, chapped skin.

#AFTER CREAM
 24 tubes/ctn, 9 lbs/ctn



Contains: Water, stearic acid, lanolin, camphor, mineral oil, glyceryl monostearate, triethanolamine, cetyl alcohol, menthol.

SPRAY SOCK

100% cotton, approximately 6" wide x 8" long. Curved bottom and top around the eyes and stitching along the face and bottom of the sock.

#SPRAY SOCK FB 12/bag, 1 lb/bag



3-PIECE RAIN SUIT & RAIN PONCHO

THE GREAT
DANE
TOOL
COMPANY



Economy Rainsuit (3-Piece).

PVC exterior and poly interior provide added stability between layers for industrial strength at an affordable price. Ideal for environmental clean-up, general construction, shipyards and general maintenance.

- .35mm PVC/poly rainsuit (Jacket, Bib Overalls & Hood)
- Snap front closure.
- Lower front pockets with snaps.
- Snap adjustable sleeves and leg cuffs.
- Double heatweld seam construction.
- Available Sizes: L, XL, 2X, 3X

#RAIN-SUIT-*.....3-piece rainsuit.....10/ctn, 32 lbs/ctn

When ordering, fill in * with: "L" (large), "XL" (extra-large) or "XXL" (extra-extra-large)

1-Piece PVC Rain Poncho (Not shown.)

10mm 100% PVC poncho with detachable hood. Size: 52" x 80"

#RAIN-PONCHO**SPECIAL ORDER**.....50/ctn, 28 lbs/ctn



Slush boots
sold separately.

17" SLUSH BOOTS

Extra Wide, 17" High Over-The-Shoe Slush Boots.

#BOOT-SLUSH-*..... Slush boots1 pair/ctn, 6 lbs/ctn

When ordering, fill in * with boot size. Sizes 12 through 17 available!

(Note: A shoe size of 12 would normally be a size 13 boot.)

- High Visibility Yellow
- Heavy Cleated Sole
- Adjustable Strap W/Buckle On Top



COVERALLS

White Tri-Tuff® coveralls.

Outermost layers of spunbound polypropylene provide double protection for extra tough abrasion resistance. The polyethylene film coating in the middle provides a barrier against splash or spray from dirt, paint, grease, dust and other particulates.

#COVERALL-*..... 25/ctn, 13 lbs/ctn

(Be sure to fill in * with L, XL, XXL when ordering!)

- White, 1.9 oz/sq. yd.
- 3 layer - polypropylene/polyethylene/polypropylene.
- Ideal for painting, staining, yard work, car repair, insulating, asbestos and lead abatement.
- Liquid-Resistant
- Protects from paint, grease, dust & dirt.
- Zipper front.
- Attached hood & boots.
- Elastic wrists.

Coverall paints only. Non-conductive.

#COVERALL-PANTS..... 50 pair/bdl, 5 lbs/bdl

Boot covers only. Non-conductive.

#COVERALL BOOTS..... 50 pair/bdl, 2 lbs/bdl



#COVERALL-PANTS



#COVERALL BOOTS



TRAFFIC CONES - HEAVY DUTY BLACK BASE PREVENTS TIPPING

All vinyl construction assures flexible yet rugged durability.
High visibility.

#TRAFFIC-CONE 18 18" 1 each

#TRAFFIC-CONE-28 28" 1 each



Cones with reflective tape
also available!

RESPIRATORS

NIOSH Approved (National Institute for Occupational Safety and Health). **APF 10 approved making it 95% effective against certain non oil-based particulate aerosols. Latex-free rubber straps, adjustable aluminum nose-piece and polyethylene foam nose pad.**

#RESPIRATOR NV No Valve.....20/ctn (12 ctn/case), 1 lb/ctn

#RESPIRATOR V Valved.....10/ctn (12 ctn/case), 1 lb/ctn



These particulate respirators both meet NIOSH 42 CFR 84 N95 requirements. TC-84A-1299

SAFETY GLASSES

One-piece, scratch-resistant, polycarbonate lens design with side shields for maximum safety. Fully adjustable temples with integrated nose piece. **Great value!**

#SG-ECONOMY-CL Clear lens 12/ctn, 2 lbs/ctn

#SG-ECONOMY-SM Smoke lens 12/ctn, 2 lbs/ctn

Scratch-resistant, dual wrap-around, polycarbonate lens. Telescoping and ratcheting temples with non-slip rubber nose piece. Customizable fit and excellent protection.

#SG-RATCHET-CL..... Clear lens 12/ctn, 2 lbs/ctn

#SG-RATCHET-SM Smoke lens 12/ctn, 2 lbs/ctn

Lightweight and constructed with impact-resistant lens. Their wrap-around design provides a snug fit for excellent orbital protection.

#SG-OVAL-CL..... Clear lens 12/ctn, 2 lbs/ctn

#SG-OVAL-SM Smoke lens 12/ctn, 2 lbs/ctn



All of our safety glasses comply with ANSI Z87.1-1989 standards.

GOGGLES

Clear vinyl goggles with indirect venting. Fogless polycarbonate lens to fit any work environment. Features include an elastic headband for firm fit and a clear frame for excellent front and peripheral vision. Complies with ANSI Z87.1-1989 standards.

#GOGGLE 300 (Special Order)..... 12/ctn, 3 lbs/ctn



HARD HAT

Tough polyethylene shell. Strong, lightweight and durable. Features include a 6-point adjustable nylon suspension, impact absorbing ridges and reinforced ribs on top to provide optimal protection. Each hard hat also has slotted sides to accommodate accessories and washable/reusable softbrow band.

Ratchet Suspension - Deluxe - Meets ANSI Z89.1 1997 Type 2 Class C, G & E

#HARD HAT RS-W..... White.....20/ctn, 25 lb/ctn

Ratchet Style



We will stock any color hard hat - just call us!

WET MOP HEADS

COTTON MOP HEADS

Made of the highest quality yarn in the industry, our wet mops will absorb 2-3 times their own weight. Full size 8-ply with 1.25" headband.

#MOP C16 Full 16 oz 12/ctn, 13 lbs/ctn
 #MOP C20 Full 20 oz 12/ctn, 16 lbs/ctn
 #MOP C24 Full 24 oz 12/ctn, 21 lbs/ctn
 #MOP C32 Full 32 oz 12/ctn, 27 lbs/ctn
 #MOP C24-LF 24 oz cotton Lay-flat Style 12/ctn, 20 lbs/ctn



#MOP DM32



#MOP C24-LF

#MOP R32-LF



RAYON MOP HEADS

Lay-Flat style mop head, 4-ply. The Cut End Rayon Yarn provides a lint-free, non-streaking finish on most flooring surfaces. Perfect for floor wax applications or general mopping needs.

#MOP R32-LF 32 oz - rayon, Lay-flat Style 12/ctn, 24 lbs/ctn

COTTON DECK MOP

32 oz. cotton deck mop with 1-1/8" diameter handle. (Sp Order)

#MOP DM32 32 oz cotton deck mop 6/bdle, 22 lbs/bdle

WET MOP HANDLES

STATE-OF-THE-ART "Quick-Release" Metal Mop Handle. Just squeeze the 'quick-release' side lever and the old mop drops right out. There is no quicker way to change a mop! Good for mops from 12 oz to 26 oz. 15/16" dia. x 54" length.

#HM-QC-4505 12/ctn, 15 lbs/ctn

Plastic "Quick-Change" Mop Handle. Lighter than the metal version and will look the same after years of use. Changing out mops is a breeze. Simply swing out the release bar and make the swap! Holds any standard size mop. 15/16 dia. x 54" length.

#HM-QC-4423 12/ctn, 19 lbs/ctn

"Quick-Change" Vinyl-Coated Metal Mop Handle. Galvanized steel head with swing out bar and wing-nut adjustable clamp. Holds any standard size mop. 15/16" dia. x 54" length.

#HM-QC-4544 12/ctn, 21 lbs/ctn

Standard Vinyl-Coated Steel Mop Handle. Galvanized steel head with wing-nut adjustable clamp. Holds any standard size mop. 15/16" dia. x 54" length.


#HM63 12/ctn, 30 lbs/ctn

Layflat style mop handle. 1-1/8" x 60 hardwood, for screw-on mop heads.

#MOP HDLE 60LF 12/ctn, 17 lbs/ctn



#MOP HDLE 60LF



#HM63



#HM-QC-4505



#HM-QC-4423



#HM-QC-4544

CAR COVERS (SPECIAL ORDER)

Protect vehicles on construction sites. Full panels. Elastic border conforms to car size. Double stitched seams for durability. White spun polypropylene. Lightweight and reusable.

12' x 24' Car Cover - FOR FULL OR MID-SIZE AUTO

#CAR CVR 12X24WP 6/ctn, 29 lbs/ctn

18' x 24' Car Cover - FOR VAN/CAMPER/TRUCK

#CAR CVR 18X24WP 6/ctn, 36 lbs/ctn



STANDARD COTTON DUST MOPS

Standard looped-end cotton dust mop with snaps.

#DM-CL-5X24 5" w x 24" l 12/ctn, 12 lbs/ctn

#DM-CL-5X36 (*Sp Order*) 5" w x 36" l 12/ctn, 18 lbs/ctn

All lengths 12" - 72" as well as 3-1/4" & 5" widths available.
Also available in colors (Green, Red, Blue or Orange).

Cut end mops also available as well as
disposable mops in any size - *JUST ASK!*

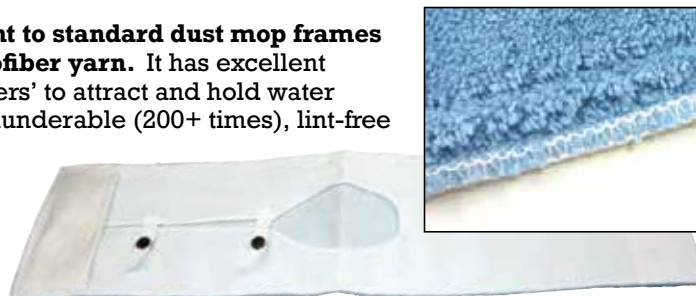


MICROFIBER DUST MOPS

Microfiber mops consist of the standard back snap attachment to standard dust mop frames but replaces the old standard cotton or poly yarn with a microfiber yarn. It has excellent cleaning characteristics. Microfiber uses thousands of tiny 'fingers' to attract and hold water and/or dirt. It will clean most floors without chemicals. Light, launderable (200+ times), lint-free and, by its very construction, anti-microbial. Won't smell, has high chemical tolerance and will last a long time. No yarn dust mop will leave the floor cleaner.

#DM-MF-5X24 5" width x 24" length 12/ctn, 12 lbs/ctn

#DM-MF-5X36 5" width x 36" length 12/ctn, 18 lbs/ctn



DUST MOP FRAMES

#DM-FRAME-5X24 5" width x 24" length 12/ctn, 12 lbs/ctn

#DM-FRAME-5X36 5" width x 36" length 12/ctn, 16 lbs/ctn

All lengths 12" - 72" as well as widths of 3-1/4" & 5" available.
We will stock what you need!



DUST MOP HANDLES

State of the art flexible dust mop connector - made from a space-age material. Indestructible & allows easy turning of a dust mop when it hits an obstacle, then snaps right back into place! Best for mops 24" or less. 15/16" x 60" handle.

#HDM-FLEX 12/ctn, 19 lbs/ctn

Industry standard nylon slide dust mop connector. Clasps easily and quickly on to any standard dust mop frame. The white slide can be moved forward so the dust mop can't swivel or left in position to allow the frame to swivel. Fits all size frames. 15/16" x 60" handle.

#HDM-CLAMP 12/ctn, 19 lbs/ctn



Flexible connector twists, turns & snaps back into place!



XTEND+CLIMB EXTENSION LADDERS (SPECIAL ORDER)

Pro Series ladders are perfect for the commercial contractor that requires the best tools for any job!

ANSI Type 1 - 250 lbs

Extends to 15-1/2', retracts to 36.5"


#LADDER-EXT-250 1/ctn, 40 lbs/ctn

ANSI Type 1A - 300 lbs

Extends to 12-1/2', retracts to 32"

#LADDER-EXT-300 1/ctn, 36 lbs/ctn

- Integrated Carrying Handle
- Non-Slip End Caps
- Aerospace Engineered 6061 Alloy
- Ergonomic Thumb Release



ROOFING MOPS (ALL SPECIAL ORDER)

Mop Size

Material

HANK STYLE ROOFING MOPS

#MOP RF-40-BD-HY 40 oz Blue Denim 24/ctn, 60 lbs/ctn

PIN STYLE ROOFING MOPS

#MOP RF-40-BD-PN... 40 oz Blue Denim 24/ctn, 60 lbs/ctn

#MOP RF-48-BD-PN... 48 oz Blue Denim 20/ctn, 60 lbs/ctn

#MOP RF-40-WC-PN... 40 oz White Cotton Singles 24/ctn, 60 lbs/ctn

SCREW STYLE ROOFING MOPS

#MOP RF-40-WC-SC 40 oz White Cotton Singles 24/ctn, 60 lbs/ctn

Hank Yarn
Roofing Mops



Screw-Style
Roofing
Mops



Fiberglass
Pin-Style
Roofing
Mops



THE GREAT
DANE
TOOL
COMPANY

Pin-Style
Roofing
Mops

ROOFING MOP ACCESSORIES (ALL SPECIAL ORDER)

ROOFING MOP SLEEVES

Steel sleeves for roofing mops. Use 4" staples show below.

#MOP RF-SLV-HANK Hank-Style 12/ctn, 8 lbs/ctn

#MOP RF-SLV-PIN Pin-Style 12/ctn, 13 lbs/ctn

#MOP RF-SLV-SCRW Screw-Style 12/ctn, 12 lbs/ctn

ROOFING MOP STAPLES

4" staples for hank-style mops.

#MOP RF-STAPLE-4

#MOP RF-STAPLE-4 200/bag, 9 lbs/ctn

ROOFING MOP HANDLES

1-1/4" diameter hardwood roofing mop handles.

#MOP HDLE 72WD 1-1/4" dia x 72" length 12/ctn, 27 lbs/ctn

1-1/4" diameter aluminum roofing mop handles.

#MOP HDLE 72AL 1-1/4" dia x 72" length 12/ctn, 28 lbs/ctn

#MOP HDLE 96AL 1-1/4" dia x 96" length 12/ctn, 34 lbs/ctn



9-1-1 EMERGENCY ROOF PATCH

The Great Dane Tool Co. 9-1-1 Roof Patch is made of a natural mineral compound that expands into a gel instantly upon contact with water to make a temporary leak-proof seal for flat built-up roofs.

It is the perfect product for sealing leaking roofs in inclement weather. 9-1-1 Roof Patch can even be applied in pouring rain and will move through standing water to stop leaks in minutes. No special equipment is required for handle or pouring. It is non-polluting and will not support flame.

#ROOF-PATCH 3-1/2 gallon plastic pail, 32 lbs/pail




THE GREAT
DANE
TOOL
COMPANY

CLEANER / DEGREASER & CLEAN-UP HAND WIPES

ORANGE TOUGH™ 40 LIQUID DEGREASER

ORANGE TOUGH™ 40 is a water-dilutable and rinsable all-purpose degreaser with d-Limonene. An extremely heavy duty formula providing quick penetrating, dissolving and removal of oily and greasy soils. 1 gallon jug with easy-to-pour handle.

DEGREASER-LIQ-1 (Sp Order) 4 gal/ctn, 34 lbs/ctn 

Liquid
Degreaser



Aerosol Gel
Degreaser



AERO-GEL AEROSOL DEGREASER

AERO-GEL is a thick, clinging and emulsifiable gel allowing penetrating agents to efficiently work on vertical and irregular surfaces. Puts the power of d-Limonene's all-purpose citrus solvents directly where you need them most. Flushes away quickly and easily with water. **NSF C1 Authorized.**

#AERO-GEL 12 cans/ctn, 18 lbs/ctn 

CITRA CLEAN HAND CLEANER

CITRA CLEAN is a waterless hand cleaner that uses the power of all natural orange peel extracts to lift and remove the most stubborn dirt and grease. Fortified with lanolin and special emollients to prevent redness and chapping. Rinsing with water is not necessary. Wipes clean with towel or rag. Contains no petroleum solvents. 1 pint bottle.

#CITRA-CLEAN-PT 12 bottles/ctn, 15 lbs/ctn 

Waterless Hand
Cleaner




Multi-Purpose
Towels



TUB O'TOWELS CLEANING WIPES

Heavy-duty cleaning wipe with an industrial strength formula to remove grease, tar, ink, paint and many other tough messes on hands and most surfaces. Contains lanolin, aloe extract and vitamin E so it's gentle on hands. Each wipe is 10" x 12" and made of a durable fiber weave. 90 wipes/dispenser.

#CITRA-TOWELS 6 dispensers/ctn, 17 lbs/ctn 

ADJUSTABLE SHOCK CORDS

Fully adjustable shock cords - eliminates the need to over-stretch the cord.

The adjustment also enables you to carry one size strap for many jobs.

All adjustable straps are rated at over 50 lbs strength.

- Adjustable
- UVI Protected
- Nylon Outer Covering
- Resists Cracking at -45° below zero!

#BUNGEE-NYLON-16 16" strap - adjusts from 0 - 24" 12/ctn, 2 lbs/ctn

#BUNGEE-NYLON-24 24" strap - adjusts from 0 - 36" 12/ctn, 2 lbs/ctn

#BUNGEE-NYLON-36 36" strap - adjusts from 0 - 54" 12/ctn, 3 lbs/ctn

#BUNGEE-NYLON-48 48" strap - adjusts from 0 - 72" 12/ctn, 3 lbs/ctn



RUBBER S-HOOK BUNGEE CORDS

Natural rubber with UVI crimped 'S' hooks installed.

#BUNGEE-RBR-21 21" rubber cord 50/ctn, 15 lbs/ctn



Other sizes
available - special
order.



The Brush Man™

EXCELLENT SERVICE & QUALITY PRODUCTS

602 W. Hickory St.
Mahomet, IL 61853

Ph: 800-274-6898
Fx: 800-274-3369

www.brushman.com
sales@brushman.com

Have you seen our website?

- Secure Ordering
- Check Pricing
- Check Order History

**Contact us for your
private login
information today!**



**We sell nationwide
through distributors.**

Volume MMXX