



Prominence™/MC

Heavy Duty Floor Cleaner

A highly effective cleaner designed to remove soils and oils without dulling or altering the appearance of your floor. Part of a comprehensive floor care offering for cleaning, maintaining, stripping and finishing floors.

Powerful Without Dulling

- pH neutral when diluted
- Quickly emulsifies dirt for fast soil removed

Labor Saving

- Floors dry film-free, no rinsing required
- Keep floor finishes cleaner

Economical

- Super-concentrated formula delivers powerful cleaning performance for pennies per day
- Multiples dilution ratios to handle all types of soil loads

Environmentally Preferred

- Meets Green Seal™ GS-37 Standard for industrial and institutional cleaners



Use Directions

AccuMix®

- Use cold water for all applications.
- For Light Duty Cleaning: Fill autoscrubber or mop bucket with product diluted at 1:1024 and scrub using red pads. Pick up soil and excess cleaner with a tightly wrung-out cleaning mop.
- For Daily Cleaning: Fill autoscrubber or mop bucket with product diluted at 1:512 and scrub, using red pads. Pick up soil and excess cleaner with a tightly wrung-out cleaning mop. For Deep Scrubbing: Fill autoscrubber or mop bucket with product diluted at 1:256 and scrub with green or blue pads. Pick up soil and excess cleaner with a tightly wrung-out cleaning mop.

RTD®

- SEE RTD® OPERATING INSTRUCTIONS SHEET ENCLOSED IN EACH CASE.
- Connect to cold water tap. Use cold water for all applications.
- For Daily Cleaning: Dispense diluted product into autoscrubber or mop bucket with product diluted at 1:512 and scrub, using red pads. Pick-up soil and excess cleaner with a tightly wrung-out cleaning mop.
- For Deep Scrubbing: Fill autoscrubber or mop bucket with product diluted at 1:256 and scrub with green or blue pads. Pick-up soil and excess cleaner with a tightly wrung-out cleaning mop.

J-Fill®








- Connect to cold water tap. Use cold water for all applications.
- For Daily Cleaning: Dispense diluted product into autoscrubber or mop bucket with product diluted at 1:512 and scrub, using red pads. Pick up soil and excess cleaner with a tightly wrung-out cleaning mop.

Note: Floors will be slippery when wet or contaminated with foreign materials. Promptly clean up spills and foreign materials.

Product Specifications

Description	
Color/Form	Clear yellow liquid
Flash Point	> 200° F (>93.4° C)
pH	8.4 (Concentrate) 7.0 (Use Dilution 1:256)
Scent	Citrus
Shelf Life	2 years
Solubility	Complete
Specific Gravity	1.0177

Available Items

Product Code		Description/Package Size	Dilution
94996440 4996440	 	6 x 32 oz. / 946 mL AccuMix® Containers	1:256, 1:512, 1:1024
94996458* 4996458*	 	1 x 5 L / 1.32 gallon RTD® Units	1:256, 1:512
94996466* 4996466*	 	2 x 2.5 L / 84.5 oz. J-Fill® Bottles	1:256, 1:512
95041178		1 x 9.5 L / 2.5 gallon Hanging Bag	1:256, 1:1024

* Meets Green Seal's GS-37 standard.

Safety Reminder

Please make sure your employees read and understand the product label and Safety Data Sheet before using this product. The label contains directions for use, and both the label and SDS contain hazard warnings, precautionary statements and first aid procedures. SDSs are available on-line at www.sealedair.com or by calling 888 352 2249. Improper use or dilution may result in damage to surfaces and may result in health and physical hazards that match those of the concentrate. Please refer to the Diversey HazMat Library, only available through Internet Explorer, <http://naextranet.diversey.com/dot/>, for up to date shipping information.