



Ruud Ultra™ Series EcoNet Enabled Modulating Upflow Gas Furnaces



U98V Series

98% A.F.U.E.†

Input Rates from 60 to 115 kBTU
[11.57 to 33.71 kW]



†A.F.U.E. (Annual Fuel Utilization Efficiency) calculated in accordance with Department of Energy test procedures.



- 98% residential gas furnace CSA certified
- Upflow
- Modulating operation to save energy and maintain optimal comfort level.
- Variable speed blower motor technology provides ultimate humidity control, quieter sound levels, and year round energy savings.
- The Ultra™ Series U98V is part of a new line of Ruud smart heating, cooling and water heating products. Using the latest in sensor technology and a powerful EcoNet® monitoring system, Ruud provides homeowners with a new level of protection, control and energy savings. Ruud smart heating, cooling and water heating products will alert the homeowner if there is ever an issue via the EcoNet Smart Thermostat and the EcoNet Mobile app*. The EcoNet Mobile App makes it easy for homeowners to manage their home comfort environment at home or on-the-go*, while enjoying the convenience and savings benefits of a highly efficient system.
- PlusOne® Diagnostics 7-Segment LED all units
- PlusOne® Ignition System – DSI for reliability and longevity
- PlusOne® Water Management System with patented Blocked Drain Sensor
- PlusOne® Energy Efficiency – Industry's highest A.F.U.E. Gas Furnace family. The U98V features 98% A.F.U.E. across all model sizes
- Heat exchanger is removable for improved serviceability. Aluminized steel primary and stainless steel secondary construction provide maximum corrosion resistance and thermal fatigue reliability.
- Low profile "34 inch" cabinet ideal for space constrained installations.
- Blower Shelf design – serviceable in all furnace orientations
- Pre marked hoses – insures proper system drainage
- Vent with 2" or 3" PVC
- Replaceable collector box
- Hemmed edges on cabinet and doors
- Quarter turn door fasteners for tool less access
- Integrated control boards feature dip switches for easy system set up
- Self priming condensate trap
- Solid bottom included
- Modulating Function: when used with an EcoNet Control Center modulating thermostat, modulation rate between 40% and 100% of total capacity.
- Two-stage Function: when used with a two-stage thermostat, furnace operates at 40% on first stage, and stages up to 65%, then 100% for second stage.
- Multistage Function: when used with a single-stage thermostat, furnace functions as a three stage furnace operating at 40%, 65% and 100% of total capacity.

*WiFi broadband internet connection required. Download the EcoNet App from the App Store or Google Play to set up your EcoNet Smart Thermostat. Receipt of notifications depend on home WiFi set up. WiFi broadband internet connection required.

TABLE OF CONTENTS

Standard & Optional Equipment3

Physical Data & Specifications4

Model Number Identification5

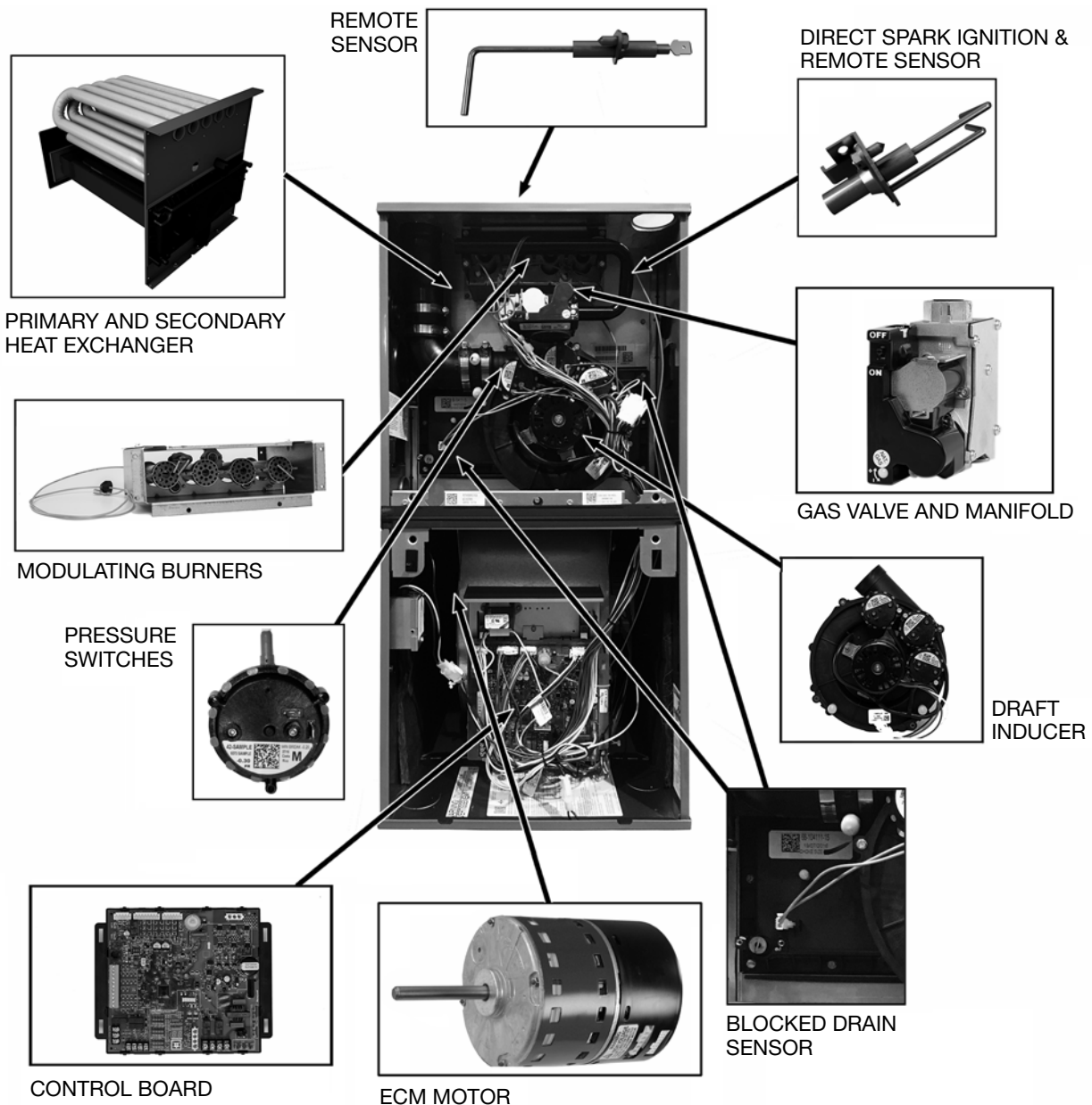
Dimensional Data.....6

Blower Performance Data – Heating7

Blower Performance Data – Cooling7

Accessories8-9

Limited Warranty10



STANDARD EQUIPMENT

Completely assembled and wired; blocked drain sensor, 7 segment LED and marked hoses; heat exchanger; primary: aluminized steel, secondary: 29-4C stainless steel; variable speed 3 phase induced draft motor; pressure switches; digitally controlled modulating gas valve with internal redundancy and manual shut off; blower compartment door safety switch; solid state time on/off blower control; limit controls; 100% safety lock out; cool fan off delay; field selectable heat fan off delay; one hour automatic retry; power and self-test diagnostics; flame sense current diagnostics; electronic air cleaner connections; humidifier connections; humidifier on/off delay; low CFM continuous fan option; transformer; direct drive, variable speed electrically commutated blower motor (ECM). Solid bottom. (Please note: a thermostat is not included as standard equipment.)

OPTIONAL EQUIPMENT

Side and bottom filter racks; return air cabinet for all sizes.

NOTE: Furnace is not listed for use with fuels other than natural or L.P. (propane) gas.

All models can be converted by a qualified distributor or local service dealer to use L.P. (propane) gas without changing burners. Factory approved kits must be used to convert from natural to L.P. (propane) gas and may be ordered as optional accessories from a parts distributor.

For L.P. (propane) operation, refer to Gas Conversion Kit Index Natural to LP Gas. The L.P. Conversion kit contains components unique to Modulating furnaces, the correct kit must be used.

WARNING

THIS FURNACE IS NOT APPROVED
OR RECOMMENDED
FOR USE IN MOBILE HOMES

Physical Data and Specifications—Upflow Models U.S. and Canadian Models

MODEL NUMBER	(-)98V(-)060M317U(--)	(-)98V(-)070M317U(--)	(-)98V(-)085M521U(-)	(-)98V(-)100M521U(--)	(-)98V(-)115M524U(--)
HIGH FIRE INPUT BTU/HR [kW]	56,000 [16.41]	70,000 [20.50]	84,000 [24.61]	98,000 [28.72]	112,000 [32.82]
LOW FIRE INPUT	22,400 [6.56]	28,000 [8.21]	33,600 [9.85]	39,000 [11.49]	44,800 [13.13]
HEATING CAPACITY BTU/HR [kW]	55,000 [16.12]	69,000 [20.22]	83,000 [24.32]	97,000 [28.43]	110,000 [32.24]
BLOWER (D x W) [mm]	11 x 8 [279 x 203]	11 x 8 [279 x 203]	11 x 10 [279 x 254]	11 x 10 [279 x 254]	11 x 11 [279 x 279]
MOTOR H. P. [W]-TYPE	1/2 [373] E. C. M.	1/2 [373] E. C. M.	3/4 [559] E. C. M.	3/4 [559] E. C. M.	3/4 [559] E. C. M.
MIN. CIRCUIT AMPACITY	10.00	10.00	12.00	13.00	12.00
MIN. OVERLOAD PROTECTION DEVICE	15.00	15.00	15.00	15.00	15.00
MAX. OVERLOAD PROTECTION DEVICE	15.00	15.00	20.00	20.00	20.00
MINIMUM EXT. STATIC PRESSURE IN. W.C. [kPa]	.20 [.050]	.23 [.057]	.28 [.070]	.28 [.070]	.28 [.070]
MAXIMUM EXT. STATIC PRESSURE IN. W.C. [kPa]	1.0 [0.249]	1.0 [0.249]	1.0 [0.249]	1.0 [0.249]	1.0 [0.249]
MAXIMUM HEATING CFM [L/s]	954 [450]	1109 [524]	1294 [611]	1644 [776]	1629 [769]
COOLING CFM @ .50" W.C. [.124 kPa] E.S.P. [L/s]	1050 [496]	1050 [496]	1750 [825]	1750 [825]	1750 [825]
TEMPERATURE RISE- HIGH FIRE °F [°C]	40 - 70 [22 - 39]	40 - 70 [22 - 39]	40 - 70 [22 - 39]	40 - 70 [22 - 39]	45 - 75 [25 - 41]
TEMPERATURE RISE- LOW FIRE °F [°C]	20 - 50 [11 - 28]	20 - 50 [11 - 28]	20 - 50 [11 - 28]	25 - 55 [13 - 30]	20 - 50 [11 - 28]
APPROX. SHIPPING WEIGHT (LBS) [kg]	128 [58]	132 [60]	147.5 [67]	152 [69]	165 [75]
AFUE ①	98.7%	98.3%	98.1%	98.1%	98.6%

NOTES: All models are 115V, 60HZ, 1 phase Gas connection size for all models is 1/2" [13 mm] N.P.T.

① In accordance with D.O.E. test procedures.

*S=Standard Models

NOTE: Standard model complies with California low nox requirements.

This furnace does not meet air district requirements of 14 ng/J NOx emissions limit, and thus is subject to a mitigation fee of up to \$450. This furnace is not eligible for the Clean Air Furnace Rebate Program: www.CleanAirFurnaceRebate.com.

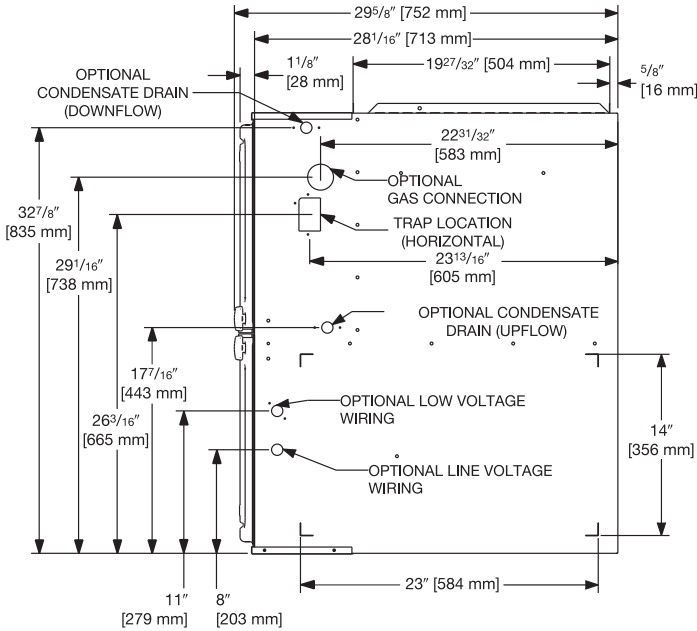
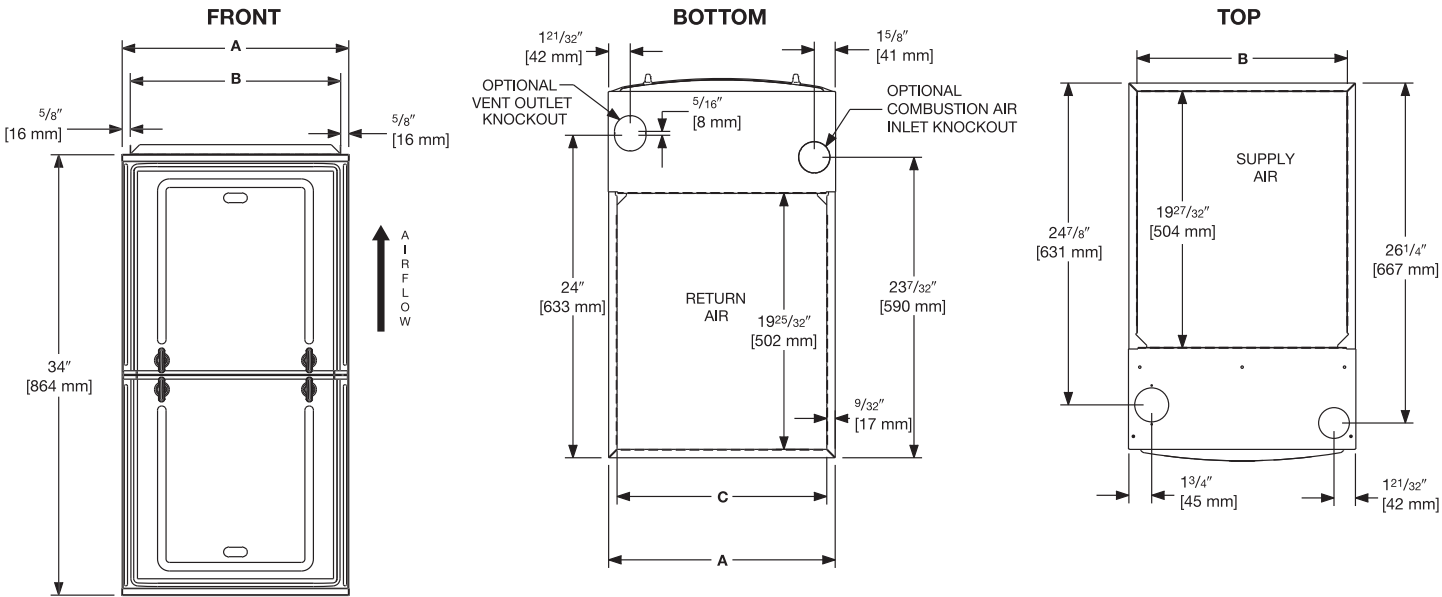
This furnace is to be installed for propane firing only in air districts requiring 14 ng/J NOx emission limits. Operating in natural gas mode is in violation of these Rules.

[] Designates Metric Conversions

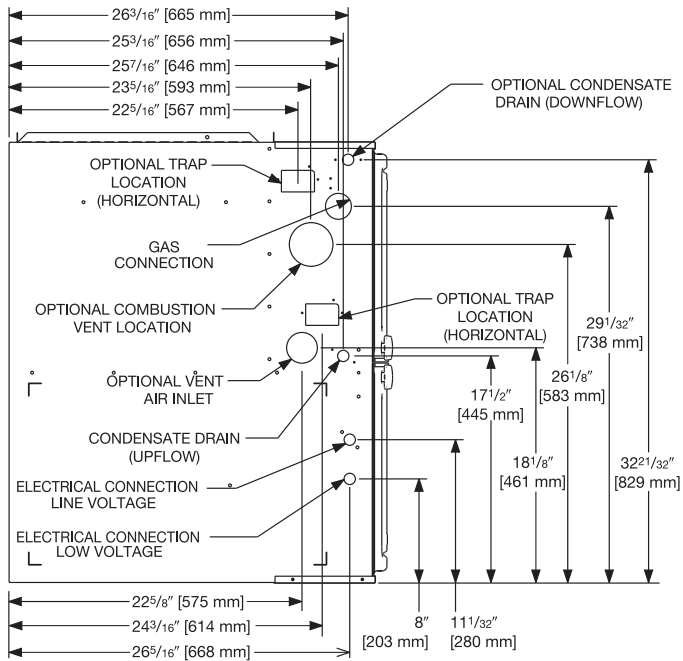
Model Number Identification

<u>U</u>	<u>98</u>	<u>V</u>	<u>B</u>	—	<u>060</u>	<u>M</u>	<u>3</u>	<u>17</u>	<u>U</u>	<u>S</u>	<u>A</u>
Ruud	98% Efficient	Motor - ECM	Design Series B = 2nd Design		Input BTU/HR	Modulating	Airflow 3 - Up to 3 Tons 5 - Up to 5 Tons	Cabinet Width 17 = 17.5" 21 = 21.0" 24 = 24.5"	Configuration - Upflow	S = Standard N = NO _x	Revision - Marketing (A - First Time Release) (B - First Revision)
					060 = 56,000						[16.41 kW]
					070 = 70,000						[20.51 kW]
					085 = 84,000						[24.62 kW]
					100 = 98,000						[28.72 kW]
					115 = 112,000						[32.82 kW]

[] Designates Metric Conversions



RIGHT SIDE



LEFT SIDE

**UNIT DIMENSIONS
(CLEARANCE TO COMBUSTIBLES)**

MODEL U98V	LEFT SIDE	MINIMUM CLEARANCE (IN.) [mm]					SHIP WGTS.	FLANGE DIMENSIONS		
		RIGHT SIDE	BACK	TOP	FRONT	VENT		A	B	C
060	0	0	0	1 [25]	2 [51]	0	128 [58]	17 1/2 [445]	16 13/64 [413]	16 13/64 [412]
070	0	0	0	1 [25]	2 [51]	0	132 [60]	17 1/2 [445]	16 17/64 [413]	16 13/64 [412]
085	0	0	0	1 [25]	2 [51]	0	147.5 [67]	21 [533]	19 49/64 [502]	19 45/64 [500]
100	0	0	0	1 [25]	2 [51]	0	152 [69]	21 [533]	19 49/64 [502]	19 45/64 [500]
115	0	0	0	1 [25]	2 [51]	0	165 [75]	24 1/2 [662]	23 17/64 [591]	23 13/64 [589]

*A service clearance of at least 24" is recommended in front of all furnaces
Supply and return depicted as upflow configuration.
Flange configuration will vary depending on installation orientation.

[] Designates Metric Conversions

Comfort Select – CFM Options						
Model Number		(-)98V(-)060M317U(--)	(-)98V(-)070M317U(--)	(-)98V(-)085M521U(-)	(-)98V(-)100M521U(--)	(-)98V(-)115M524U(--)
HEATING CFM [L/s]	LOW HEAT (40%)	428 [202]	466 [220]	568 [268]	544 [257]	778 [367]
	MEDIUM HEAT (65%)	562 [265]	635 [300]	754 [356]	855 [404]	990 [467]
	HIGH HEAT (100%)	749 [353]	871 [411]	1015 [479]	1290 [609]	1286 [607]
Efficiency Select – CFM Options (factory setting)						
HEATING CFM [L/s]	LOW HEAT (40%)	550 [260]	599 [283]	730 [345]	725 [342]	1000 [472]
	MEDIUM HEAT (65%)	690 [325]	778 [367]	926 [437]	1058 [499]	1271 [600]
	HIGH HEAT (100%)	885 [418]	1029 [486]	1200 [566]	1525 [720]	1520 [717]
	MAX HEAT (-4°F)	954 [450]	1109 [524]	1294 [611]	1645 [776]	1629 [769]

*S = Standard Models

NOTES Standard model complies with California low NOx requirements.

Refer to Installation Manual for complete heating dip switch options.

COOLING CFM								
Model Number				(-)98V(-)060M317U(--)	(-)98V(-)070M317U(--)	(-)98V(-)085M521U(-)	(-)98V(-)100M521U(--)	(-)98V(-)115M524U(--)
TARGET COOLING/ HEAT PUMP AIRFLOW	HIGH COOLING CFM [L/s]	SW 4 = OFF	SW 5 = OFF	1050 [496]	1050 [496]	1750 [825]	1750 [825]	1750 [825]
		SW 4 = ON	SW 5 = OFF	875 [413]	875 [413]	1400 [661]	1400 [661]	1400 [661]
		SW 4 = OFF	SW 5 = ON	700 [330]	700 [330]	1225 [578]	1225 [578]	1225 [578]
		SW 4 = ON	SW 5 = ON	525 [248]	525 [248]	1050 [496]	1050 [496]	1050 [496]
	LOW COOLING CFM [L/s]	SW 4 = OFF	SW 5 = OFF	788 [372]	788 [372]	1313 [619]	1313 [619]	1313 [619]
		SW 4 = ON	SW 5 = OFF	656 [310]	656 [310]	1050 [496]	1050 [496]	1050 [496]
		SW 4 = OFF	SW 5 = ON	525 [248]	525 [248]	919 [434]	919 [434]	919 [434]
		SW 4 = ON	SW 5 = ON	394 [185]	394 [185]	788 [372]	788 [372]	788 [372]

[] Designates Metric Conversions

VENT TERMINATION KITS:

- RXGY-E02:** Vertical/Horizontal Concentric Vent Termination Kit
2" Pipe (US Only)
- RXGY-E02A:** Vertical/Horizontal Concentric Vent Termination Kit
2" Pipe (US & Canadian)
- RXGY-E03:** Vertical/Horizontal Concentric Vent Termination Kit
3" Pipe (US Only)
- RXGY-E03A:** Vertical/Horizontal Concentric Vent Termination Kit
3" Pipe (US & Canadian)
- RXGY-G02:** Direct Vent Furnace Side Wall Vent 2" or 3" (US Only)
- RXGY-D05:** Combustion Air Drain Kit 2"
- RXGY-D06:** Combustion Air Drain Kit 3"
- NEUTRALIZER KIT:** RXGY-A01
(Replacement Cartridge 54-22120-01)
- EXTERNAL BOTTOM FILTER (UPFLOW) RACK:** RXGF-CB
- EXTERNAL SIDE (UPFLOW) FILTER RACK:** RXGF-CD

FOR HIGH ALTITUDES:

NOTE: Modulating furnaces require a unique 2% derate at altitudes above 2,000 feet. See Installation Instructions for details.

- HIGH ALTITUDE KITS**
- (-)98V(-)060M317U(--) RXGY-F53
- (-)98V(-)070M317U(--) RXGY-F54
- (-)98V(-)085M521U(--) RXGY-F55
- (-)98V(-)100M521U(--) RXGY-F56
- (-)98V(-)115M524U(--) RXGY-F57

FILTER RACK FILTER SIZES* INCHES [mm]	
MODEL	RXGF-CD (UPFLOW)
(-)98V(-)060	16 x 24 [40 x 61]
(-)98V(-)070	16 x 24 [40 x 61]
(-)98V(-)085	20 x 24 [51 x 61]
(-)98V(-)100	20 x 24 [51 x 61]
(-)98V(-)115	24 x 24 [61 x 61]

*Filter racks are shipped without filters.
A suitable 1" [25.4 mm] filter may be used

[] Designates Metric Conversions

INDOOR COIL CASINGS

MODEL NUMBER
RXBC-D17A1
RXBC-D21A1
RXBC-D21B1
RXBC-D24A1

- L.P. CONVERSION KIT:** RXGJ-FP37
- CONDENSATE PUMP KIT:** PROSTOCK & 1PCB151TUL
- COMBUSTIBLE FLOOR BASE:** RXGC-B17
RXGC-B21
RXGC-B24



THE ECONET® SMART THERMOSTAT

BUILT-IN WIFI

4.3" LCD TOUCH SCREEN

LOCAL WEATHER – Current conditions plus 6-day forecast

5 OPERATING MODES – Heat, Cool, Auto, Emergency Heat and Fan Only

7-DAY PROGRAMMABLE SCHEDULE – Offers comfort without thought

ONE-TOUCH AWAY – Quickly switch to your energy-saving away preferences

VACATION SCHEDULING – Allows you to save while you're away and come home to comfort

MOTION SENSOR – Automatically wakes the screen as you approach

STANDBY SCREEN – Displays indoor temperature and current weather



UETST700SYS

OPERATIONAL FEATURES

AUTOMATIC CHANGEOVER – Transitions between heating and cooling automatically to keep the house comfortable

INTEGRATED WATER CONTROL – Enables easy water heater management

SMOOTH ARRIVAL – Prompts the system to start ahead of schedule to ensure the home is at the desired temperature at the scheduled time

HUMIDITY CONTROL – Supports humidifier accessories or over-cool based dehumidification

DETAILED OPERATING STATUS – View pertinent equipment status information and run times

CONTINUOUS FAN – Offers 5 speeds (Low, Medium Low, Medium, Medium High, High)

SHORT-CYCLE PROTECTION – Avoids damage to equipment from short run cycles

MONITORING & REMOTE CONTROL FEATURES

ACTIVE MONITORING – Alerts to problems that need immediate attention

REMOTE CONTROL – Allows adjusting of comfort and settings from anywhere using a mobile device

SERVICE ALERTS – Sends routine maintenance reminders

AIR FILTER MONITORING – Detects when it's time to replace the air filter

ALARM HISTORY – Displays time-stamped alarm codes with clear descriptions

ECONET SMART THERMOSTAT COMPATIBILITY

Models	Heating & Cooling									
	Gas Furnaces				Air Handlers		Air Conditioners		Heat Pumps	
	U802V	U96V	U97V	U98V	RHMV	RH2T	UA20	UA17*	UP20	UP17
UETST700SYS	✓	✓	✓	✓	✓	✓	✓	✓	✓	✓

*Models not EcoNet Enabled: RA1724AJ2NB, RA1736AJ2NB, RA1748AJ2NB, RA1760AJ2NB

GENERAL TERMS OF LIMITED WARRANTY*

Ruud will furnish a replacement for any part of this product which fails in normal use and service within the applicable period stated, in accordance with the terms of the limited warranty.

***For complete details of the Limited and Conditional Warranties, including applicable terms and conditions, contact your local contractor or the Manufacturer for a copy of the product warranty certificate.**

Parts	Ten (10) Years
Heat Exchanger	Limited Lifetime
Limited Lifetime	
Conditional Unit Replacement	
(Registration Required)	Limited Lifetime



In keeping with its policy of continuous progress and product improvement, Ruud reserves the right to make changes without notice.

Ruud Heating, Cooling & Water Heating • P.O. Box 17010
Fort Smith, Arkansas 72917 • www.ruud.com

Ruud Canada • 125 Edgeware Road, Unit 1
Brampton, Ontario • L6Y 0P5

RELY ON RUUD.™

PRINTED IN U.S.A. 9/18 QG FORM NO. G22-555 REV. 4