



Franke Kitchen Systems, LLC  
800 Aviation Parkway  
Smyrna, TN 37167  
800-626-5771  
franke.us



Part No. FCAT0222  
Print 2/2022

© 2022 Franke Kitchen Systems, LLC  
All rights reserved. Printed in USA.



# 2022 Collection







# 2022 Collection

Stainless Steel Sinks	10 - 117
Outdoor Sinks	118 - 123
Granite Sinks	124 - 175
Fireclay Sinks	176 - 197
Faucets	198 - 249
Filtration	250 - 261
Soap Dispensers	262 - 265
Waste Disposers	266 - 275
Accessories	276 - 285
Reference Guides	286 - 303
Warranties	304 - 307
Index	308 - 315

# Over one hundred years of passion

Making something wonderful rarely happens overnight, and Franke has been pushing the boundaries for over 100 years. Founded in 1911, Franke was built on a foundation of precision engineering combined with traditional craftsmanship. Over 100 years later, those principles endure, while a focus on the changing needs and lifestyles of our customers has helped us become the world's largest manufacturer of kitchen sinks.

## Swiss precision engineering

The Franke story began as a small sheet-metal business in Rorschach, Switzerland, established by Hermann Franke in 1911. Since then we've established efficient and economic manufacturing facilities all around the world.

Many things have changed in the past century, but what is always the same is a set of values, characterized by respect, trust and openness. The values of innovation, entrepreneurship, quality and stylish design were in the heart of Hermann Franke and continue to be at the heart of the business, as we enter a second century of smart and stunning design.







“We believe that sustainability means fairness to future generations”

## Shaping our future

Preserving the environment – shaping the future: As a company conscious of our responsibilities, we think and act today in the interests of the world of tomorrow. We work hand in hand with our partners, customers and suppliers to create a livable future where people can also thrive.

“We believe that sustainability means fairness to future generations” – this quote from Michael Pieper, owner of the Franke Group encapsulates our company ideals. We reconcile economics and ecology and make a proactive contribution towards sustainable development – with long-lasting products, recyclable materials and smart technologies. We use the global sustainable development goals and the United Nations Global Compact (UNGC) as a guide and framework on the path to a climate-neutral future.

### Putting people at the heart of our sustainability

The foundation of our new sustainability strategy rests on the three pillars of the environment, employees and the company. When it comes to environment,

we focus on the production and lifecycles of our products. As the market leader, creating reliable and innovative solutions with real added value is both a challenge and a source of motivation.

This exceptional quality enables customers to use our products for more than two decades – conserving resources in the process.

We also feel an immense responsibility towards our employees, of which there are approximately 8700 around the world. Words like appreciation and trust aren't just empty phrases to us, they're deeply embedded in our company's DNA.

We help people to stay healthy and to make their professional aspirations a reality. Franke is synonymous with diversity, equal opportunities, cohesion and a company culture where people want to give their best and contribute their own ideas.


### Good for everyone!

Good for our partners and customers. Good for the planet. We believe that sustainability means planning ahead. We see environmental action as an opportunity and this attitude is also reflected in Franke's products.



### Less plastic and better taste

No packaging, no waste, no distance travelled: Drinking tap water uses significantly fewer environmental resources than mineral or carbonated water. Plastic bottles have a particularly stark effect on the environment – around the world, over 1500 bottles end up in the sea every second. It doesn't have to be this way. With our filter faucets, you can transform tap water into clean drinking water which is equally good for our health and the environment.



### Saving water has never been so easy

Conserve natural resources and trim your water bill with Franke's water saving feature. Move the handle to the first position for a water-saving 50% flow. Moving the handle to the second position allows for 100% flow.



# FRANKE HOME SOLUTIONS

Complete solutions for your kitchen



The kitchen is a place where we love to spend time. It has always been a space for coming together. This emotional connection to the kitchen is the inspiration behind Franke's decision to design this room as an intelligent system, combining all the essentials involved in food preparation: from the sink to the water filtration to the waste disposal solutions. Franke offers integrated systems that lend both style and functionality to your kitchen. Our goal is for you to be able to enjoy cooking,

eating and simply spending time in a kitchen that is equipped with Franke products. Like all high-end manufacturers of kitchen products, Franke is driven by core values such as design, quality, functionality and discipline. The company boasts 100 years of experience and expertise, championing innovation in order to offer products that are always perfectly suited to your needs. Be inspired by our innovative solutions for your kitchen!



## Sinks

Stainless, granite, and fireclay. The one that feels like it was made for you—because it was. Customer-favorites and endless options to make it your own, including hundreds of sizes, materials, configurations, and so much more.



## Food preparation area

A passion for cooking, a celebration of family, a reverence for tradition. All the essential tools for food preparation. Designed to work smartly and efficiently with Franke sinks to confidently establish your go-to cooking techniques inside the kitchen.



## Faucets and Filtration

When it comes to curating your kitchen's style, we dare you to dream big. Choose from an extensive assortment of faucets in several finishes to find the ones that are just right. Select the perfect filtration faucet, pot filler and soap dispenser to complete your space. No matter the project, our faucet collection will bring your vision to life.





# Stainless Steel Sinks

<b>What's New</b>	<b>16-19</b>
Culinary Center	<b>20-25</b>
Chef Center	<b>26-31</b>
Peak	<b>32-43</b>
Professional 2.0	<b>44-57</b>
Crystal	<b>58-63</b>
Pescara	<b>64-75</b>
Orca 2.0	<b>76-81</b>
Prestige	<b>82-85</b>
Regatta	<b>86-89</b>
Cube	<b>90-103</b>
Cube ADA	<b>104-105</b>
Grande	<b>106-113</b>
Rotondo	<b>114-117</b>
Outdoor Collection	<b>118-123</b>





## Quality above all else

Visually appealing, functional in use, stainless steel represents our kitchen ideas.

The sheer quality of Franke products can be seen and felt. We use AISI 304 18/10 steel, a choice that reflects our dedication to quality, one of our core priorities over the 100-plus years of our history.

Strong and robust, Franke stainless steel ensures that our products maintain their functionality over time.

Its extraordinary brilliance is captivating and striking, making it the defining feature of the living spaces in which it is installed.

Its superb technical features ensure that it is always in demand, and highly appreciated by professionals in the haute cuisine sector: furthermore, stainless steel is an extremely hygienic material, and is easy to clean and recyclable. Aesthetically pleasing and functional to use: stainless steel is at the heart of our kitchen concept.

### Durable

The specific concentrations of nickel and chrome in AISI 304 18/10 stainless steel render it particularly resistant to extreme temperatures. Its brilliance does not fade over time; on the contrary, its beauty and appeal only increase.

### Functional

Steel is the material of choice for kitchen professionals, due to the fact that it is resistant, hygienic and safe. Its non-porous surface is extremely easy to clean.

### Easy to maintain

Stainless steel is easy to maintain; just a few simple daily steps ensure that it remains a joy to use over time. Skip to the next page for tips on how to take care of Franke stainless steel.





# Caring for Franke stainless steel

Stainless steel is environmentally friendly, 100% recyclable, durable, easy to clean, and very hygienic. Below are a few guidelines for taking care of stainless steel.

To keep stainless steel in good condition, it is a good idea to clean it daily using soap and water or a neutral detergent, wiping down the surface with a soft sponge or microfiber cloth.

Always thoroughly rinse and dry the sink after every use, particularly in hard water areas. When cleaning and drying, always ensure that you move in the direction of the finish.

If limescale stains appear, these can be cleaned using a simple solution of 1/4 white vinegar with 3/4 hot water, following the steps above.

We also recommend using detergents specifically designed for taking care of stainless steel; always read the instructions for use and follow the dosage indicated on the label.

Franke has developed its Inox Cream to meet all stainless steel maintenance needs; this product is specifically developed for the daily care of sinks.



# NEW! FRANKE WORKCENTERS

Creating a defined space in the kitchen



## Built-in Workcenters

Franke Workcenters transform how you go about your daily meal prep and clean-up. They are functional and maximize efficiency while minimizing movement. A Workcenter sink offers multiple kitchen tools to wash food, chop, prep, clean up, dry dishes, and more. It consolidates separate areas of your kitchen into one space.



### Minimize chaos in the kitchen

The kitchen is the busiest place in your home, and a Franke Workcenter can handle many kitchen duties. From food prep to clean-up and much more, these multi-functional sinks offer increased workspace by turning your sink into more countertop space and a space that adds functionality in one location.

### Limit Cross-Contamination

Kitchen sinks handle many tasks that might not be very sanitary. A Franke Workcenter sink can organize your sink to allow you to keep food prep items separated. It helps keep your food and kitchen more hygienic and reduces the chances of cross-contamination.



## Create your built-in kitchen work zone



Peak  
Workcenter



Professional 2.0  
Workcenter



Pescara  
Workcenter



Orca 2.0  
Workcenter



Peak Granite  
Workcenter



Maris Granite  
Workcenter



# GREAT MEALS, NO INTERRUPTIONS IT ALL COMES TOGETHER WITH THE NEW ALL-IN SYSTEM

Transforming your sink into a stylish and playful workstation, All-In is the flexible food preparation system designed to bring more flow to your kitchen and life.



## Eight accessories, endless uses



\*Fits sinks up to 21¼ inches



### Prepare

Using the bamboo board, telescopic bridge, strainer and collector bowls, All-In can help you:


- Chop vegetables and other ingredients
- Collect the cut food
- Collect peelings and deal with waste
- Store prepped ingredients in the fridge



### Cook

The bridge, strainer bowls and foldable pad are really useful at the cooking stage and you can:

- Rest pots and pans on the bridge while filling them from the tap
- Use the strainer to drain pasta, or rinse vegetables
- Stand hot pans and dishes on the foldable pad to protect work surfaces



### Clean

When it's time to wash up, the bridge, strainer bowls and foldable pad can also help you to:

- Drain glasses and dishes
- Drain cutlery and cooking utensils



### Tidy

Once the washing up is finished, All-In can still help you to tidy everything away, whether it's to:

- Store cleaning items in the sink
- Keep all accessories together in the storage box
- Put everything away neatly in your kitchen cabinets




# Culinary Center

When cooking becomes art

A space which celebrates beauty in its purest form. Elegant lines, sophisticated materials and the very best performance. Culinary Center is all of this and more: the perfect synthesis of cutting-edge technology and design, marrying classic and contemporary style.

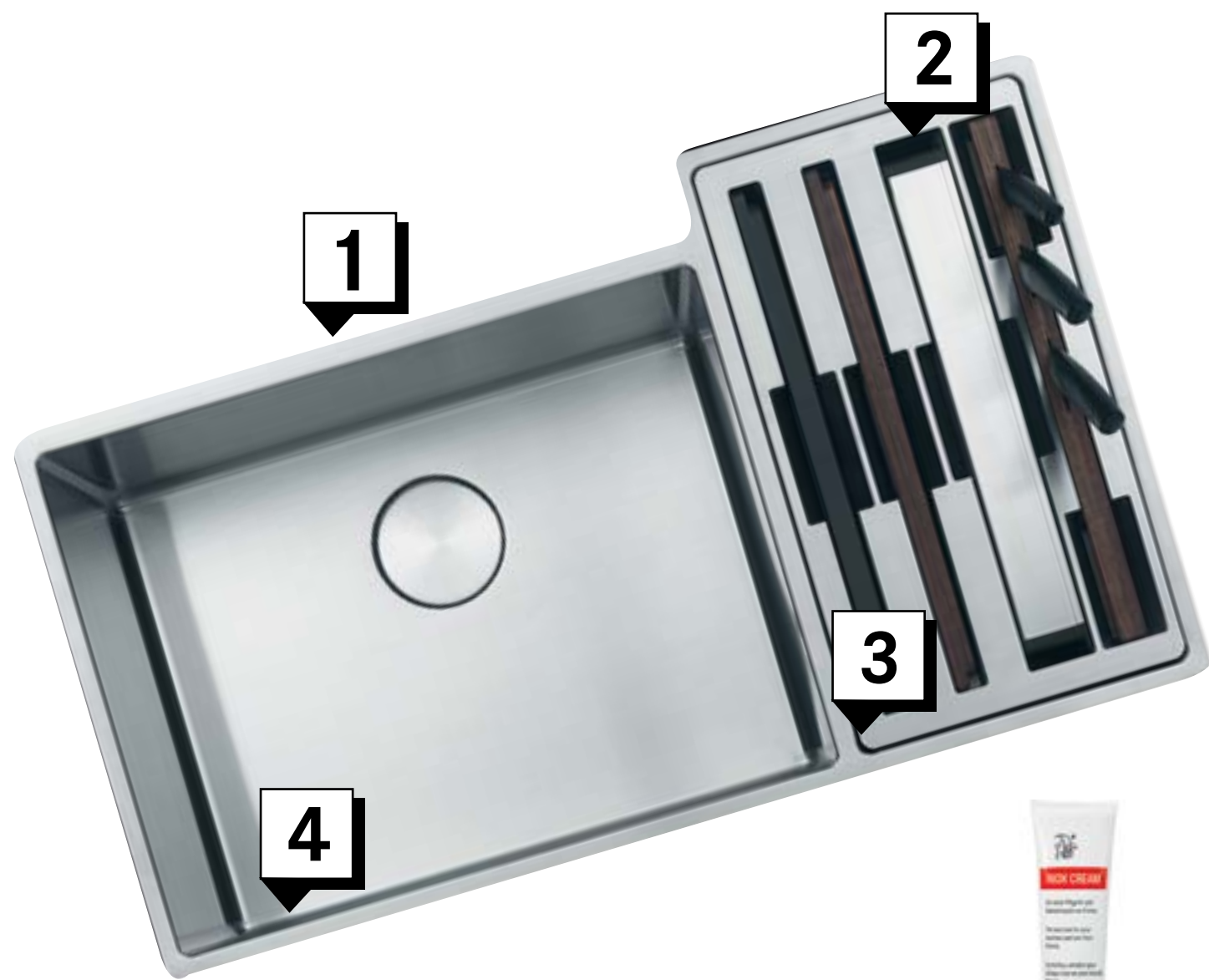
Packed with built-in features that put everyday tools at your fingertips as you work. Robust, durable materials. Each element is organized according to a highly functional approach.



Pictured CUX16021-W sink with FF4800 faucet



# Culinary Center



**Inox Cream 903**  
Inox Cream is a specially formulated product ideal for cleaning stainless steel sinks from FRANKE.



1

## Complete Workstation

Complete kitchen solution with every accessory integrated and stored, bringing efficient workflow to the most basic necessity in the kitchen: the sink.



2

## Essential Accessories

The epitome of efficiency, the most used accessories are neatly stored in the compartment bowl right where you need them for prepping food.



3

## Double Bowl Sink

Storage compartment bowl doubles as an additional sink for cleaning or prepping.



4

## Design Details

The minimalist beauty of the 12mm radius corners and round drain cover accentuate the elegance of the design.

# Perfectly Organized



## A place for everything

The double-sink Culinary Center features essential accessories built right into the sleek design. When tasks are complete, everything stores neatly into this well-thought-out system.



## Designed for the way you work

The Culinary Center's two cutting boards, colander and draining rack are easily removed and positioned to fit the workflow that's most efficient for you. Rinsing, draining, chopping, dicing and slicing are a snap when the right tools are at hand.



## Details matter

The Culinary Center features dual sinks, both with easy-to-reach corners. The custom-fitted accessories compartment allows you to dry and store the tools you use most so they're ready when you need them. At the end of the day you'll have a neat and organized kitchen workstation with everything in its place.

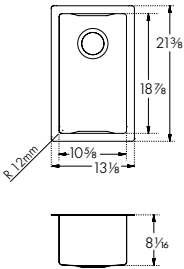
CUX11010-W \$2,260



Note:  
Included accessories can be stored within the sink. They are meant to be used on the counter and are not a custom fit with this sink.

### SPECIFICATIONS

Interior Dimensions: 10<sup>5⁄8</sup>" x 18<sup>7⁄8</sup>" x 8<sup>1⁄16</sup>"  
Exterior Dimensions: 13<sup>1⁄8</sup>" x 21<sup>3⁄8</sup>"  
Minimum Cabinet Size: 18"  
Gauge: 19  
Weight: 19 lbs.  
Sound Dampening: Sound Pad  
Stainless Finish: Diamond  
Corner Radius: 12mm  
Installation: Undermount with 1⁄2" Reveal



### ACCESSORIES

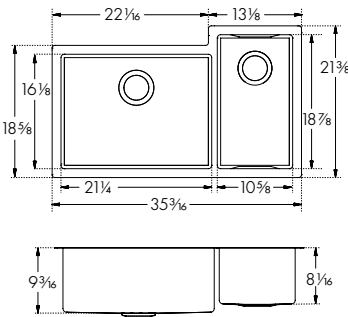
2	Cutting Board CU-40S Included	3	Cutting Board CU-40P Included	4	Cutting Mat SP-40S Included	5	Glass Cover/ Cutting Board CU-GC Included	6	Knife Holder + Cutting Board CU-40K Included	7	Knife Set CU-KS Included	8	Colander CUW-70S Included	9	Wire Rack CU-WR Included	10	Frame Cover CU-FC Included	11	Strainer Basket 1145 1145SN
---	-------------------------------------	---	-------------------------------------	---	-----------------------------------	---	--	---	---	---	--------------------------------	---	---------------------------------	---	--------------------------------	----	----------------------------------	----	-----------------------------------

CUX16021-W \$2,960



### SPECIFICATIONS

Interior Dimensions: 32<sup>11⁄16</sup>" x 18<sup>7⁄8</sup>" x 9<sup>3⁄16</sup>" & 8<sup>1⁄16</sup>"  
Exterior Dimensions: 35<sup>3⁄16</sup>" x 21<sup>3⁄8</sup>"  
Minimum Cabinet Size: 39"  
Gauge: 19  
Weight: 50 lbs.  
Sound Dampening: Sound Pad  
Stainless Finish: Diamond  
Corner Radius: 12mm  
Installation: Undermount with 1⁄2" Reveal



### ACCESSORIES

1	Bottom Grid CU21-36S Optional	2	Cutting Board CU-40S Included	3	Cutting Board CU-40P Included	4	Cutting Mat SP-40S Included	5	Glass Cover/ Cutting Board CU-GC Included	6	Knife Holder + Cutting Board CU-40K Included	7	Knife Set CU-KS Included	8	Colander CUW-70S Included	9	Wire Rack CU-WR Included	10	Frame Cover CU-FC Included	11	Strainer Basket 1145 1145SN
---	-------------------------------------	---	-------------------------------------	---	-------------------------------------	---	-----------------------------------	---	--	---	---	---	--------------------------------	---	---------------------------------	---	--------------------------------	----	----------------------------------	----	-----------------------------------

### ACCESSORIES



1 **Bottom Grid**  
20<sup>3⁄4</sup>" x 15<sup>3⁄8</sup>"  
Stainless  
CU21-36S  
**\$170**



2 **Cutting Board**  
7<sup>1⁄4</sup>" x 16<sup>7⁄8</sup>"  
Walnut  
CU-40S  
**\$180**  
Included



3 **Cutting Board**  
7<sup>1⁄4</sup>" x 16<sup>7⁄8</sup>"  
Black Plastic  
CU-40P  
**\$120**  
Included



4 **Cutting Mat**  
11<sup>1⁄4</sup>" x 17<sup>3⁄4</sup>"  
Silicone  
SP-40S  
**\$70**  
Included



5 **Glass Cover/  
Cutting Board**  
11<sup>1⁄2</sup>" x 19<sup>3⁄4</sup>"  
Black Glass  
CU-GC  
**\$145**  
Included



6 **Knife Holder+  
Cutting Board**  
7<sup>3⁄4</sup>" x 16<sup>7⁄8</sup>"  
Walnut  
CU-40K  
**\$290**  
Included



7 **Knife Set**  
Set of 3  
Black  
CU-KS  
**\$120**  
Included



8 **Colander**  
6<sup>3⁄4</sup>" x 16<sup>7⁄8</sup>" x 2<sup>1⁄8</sup>"  
Stainless  
CUW-70S  
**\$240**  
Included



9 **Wire Rack**  
11" x 18<sup>3⁄4</sup>"  
Stainless  
CU-WR  
**\$155**  
Included



10 **Frame Cover**  
10<sup>1⁄2</sup>" x 18<sup>3⁄4</sup>"  
Stainless Finish  
CU-FC  
**\$245**  
Included



11 **Strainer Basket**  
Chrome  
1145  
**\$70**  
Satin Nickel  
1145SN  
**\$100**



**Drain Cover**  
4<sup>1⁄2</sup>"  
Stainless  
RND CVR  
**\$105**  
One included  
with CUX16021-W

Note: All accessories sold separately unless otherwise indicated. Design of custom accessories subject to change without notice. It is absolutely critical that you have the sink and any custom sink accessories on site prior to any cut or modification to the countertop. Franke will not be responsible for any errors in countertop preparation and sink installation.





Pictured CUX11024-W sink with FF4420 faucet

# Chef Center


No detail overlooked

Franke’s Chef Center gives you the power of a beautifully designed sink system. Every accessory is included and right at hand.

The Chef Center’s wide basin accommodates large pots and pans easily. The multi-level sink grid and roller mat are practical accessories designed for any kitchen task, including drying dishes and stemware. A generously sized drain board features a sloped design that fits over the edge of the sink to direct water back into the sink.



# Chef Center



**Inox Cream 903**  
Inox Cream is a specially formulated product ideal for cleaning stainless steel sinks from FRANKE.



1

## Ledge System


The reveal and integrated ledge allow for a seamless workflow with the custom fit accessories.



2

## All-in-One Workspace

Seamless workflow, unobstructed surfaces, and integrated accessories - a complete solution.



3

## Storage & Composting Bins

Made from antimicrobial material to reduce odors. Convenient handle allows you to remove the rear compost bin and the front bin can be used to store prepping and cleaning tools.



4

## Deep Capacity Bowl

A large deep bowl makes it easy to clean large cookware items and minimizes splashing, offering the form and function you expect from your sink.



Chef Center Stainless

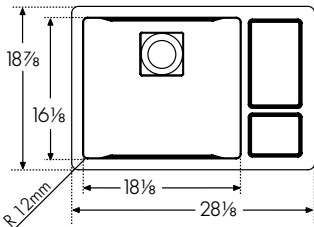
CUX11018-W \$2,990



Limited Quantities Available

SPECIFICATIONS

Interior Dimensions: 18<sup>1</sup>/<sub>8</sub>" x 16<sup>1</sup>/<sub>8</sub>" x 9"  
Exterior Dimensions: 28<sup>1</sup>/<sub>8</sub>" x 18<sup>7</sup>/<sub>8</sub>"  
Minimum Cabinet Size: 33"  
Gauge: 18  
Weight: 55 lbs.  
Sound Dampening: Sound Pad & Spray Coat  
Stainless Finish: Diamond  
Integral Franke Ledge System  
Corner Radius: 12mm  
Installation: Undermount with 1/2" Reveal



INCLUDED ACCESSORIES

1	<b>Bottom/ Shelf Grid</b> CUW18-36S Included	4	<b>Glass Cutting Board</b> CUW-40S Included	5	<b>Cutting Mat</b> SP-40S Included	6	<b>Colander</b> CUW-70S Included	7	<b>Roller Mat</b> CUW-36RM Included	8	<b>Drain Board</b> CUW-60S Included	9	<b>Drain Cover</b> PKGCVR Included
---	--	---	---	---	--	---	--	---	---	---	---	---	--

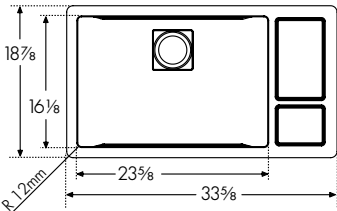
CUX11024-W \$3,230



Limited Quantities Available

SPECIFICATIONS

Interior Dimensions: 23<sup>5</sup>/<sub>8</sub>" x 16<sup>1</sup>/<sub>8</sub>" x 9"  
Exterior Dimensions: 33<sup>5</sup>/<sub>8</sub>" x 18<sup>7</sup>/<sub>8</sub>"  
Minimum Cabinet Size: 36"  
Gauge: 18  
Weight: 57 lbs.  
Sound Dampening: Sound Pad & Spray Coat  
Stainless Finish: Diamond  
Integral Franke Ledge System  
Corner Radius: 12mm  
Installation: Undermount with 1/2" Reveal



INCLUDED ACCESSORIES

2	<b>Bottom/ Shelf Grid</b> CUW24-36S Included	4	<b>Glass Cutting Board</b> CUW-40S Included	5	<b>Cutting Mat</b> SP-40S Included	6	<b>Colander</b> CUW-70S Included	7	<b>Roller Mat</b> CUW-36RM Included	8	<b>Drain Board</b> CUW-60S Included	9	<b>Drain Cover</b> PKGCVR Included
---	--	---	---	---	--	---	--	---	---	---	---	---	--

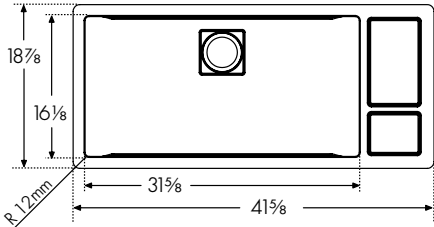
CUX11031-W \$3,480



Limited Quantities Available

SPECIFICATIONS

Interior Dimensions: 31<sup>5</sup>/<sub>8</sub>" x 16<sup>1</sup>/<sub>8</sub>" x 9"  
Exterior Dimensions: 41<sup>5</sup>/<sub>8</sub>" x 18<sup>7</sup>/<sub>8</sub>"  
Minimum Cabinet Size: 45"  
Gauge: 18  
Weight: 60 lbs.  
Sound Dampening: Sound Pad & Spray Coat  
Stainless Finish: Diamond  
Integral Franke Ledge System  
Corner Radius: 12mm  
Installation: Undermount with 1/2" Reveal



INCLUDED ACCESSORIES

3	<b>Bottom/ Shelf Grid</b> CUW31-36S Included	4	<b>Glass Cutting Board</b> CUW-40S Included	5	<b>Cutting Mat</b> SP-40S Included	6	<b>Colander</b> CUW-70S Included	7	<b>Roller Mat</b> CUW-36RM Included	8	<b>Drain Board</b> CUW-60S Included	9	<b>Drain Cover</b> PKGCVR Included
---	--	---	---	---	--	---	--	---	---	---	---	---	--

Chef Center Stainless

INCLUDED ACCESSORIES



1 **Bottom/  
Shelf Grid**  
17<sup>3</sup>/<sub>16</sub>" x 15<sup>7</sup>/<sub>8</sub>"  
Stainless  
CUW18-36S  
**\$170**  
Included



2 **Bottom/  
Shelf Grid**  
23<sup>1</sup>/<sub>2</sub>" x 15<sup>7</sup>/<sub>8</sub>"  
Stainless  
CUW24-36S  
**\$190**  
Included



3 **Bottom/  
Shelf Grid**  
31<sup>1</sup>/<sub>2</sub>" x 16"  
Stainless  
CUW31-36S  
**\$200**  
Included



4 **Glass Cutting  
Board**  
10<sup>9</sup>/<sub>16</sub>" x 17<sup>7</sup>/<sub>8</sub>"  
Glass  
CUW-40S  
**\$200**  
Included



5 **Cutting Mat**  
9<sup>3</sup>/<sub>16</sub>" x 14<sup>7</sup>/<sub>8</sub>"  
Silicone  
SP-40S  
**\$70**  
Included



6 **Colander**  
6<sup>3</sup>/<sub>16</sub>" x 16<sup>7</sup>/<sub>8</sub>" x 2<sup>1</sup>/<sub>8</sub>"  
Stainless  
CUW-70S  
**\$240**  
Included



7 **Roller Mat**  
17" x 15<sup>7</sup>/<sub>8</sub>"  
Stainless  
CUW-36RM  
**\$170**  
Included



8 **Drain Board**  
13<sup>1</sup>/<sub>2</sub>" x 18<sup>3</sup>/<sub>8</sub>"  
Stainless  
CUW-60S  
**\$225**  
Included



9 **Drain Cover**  
4<sup>7</sup>/<sub>8</sub>" x 4<sup>7</sup>/<sub>8</sub>"  
Stainless  
PKGCVR  
**\$105**  
Included



**Strainer Basket**  
Chrome  
1145  
**\$70**  
  
Satin Nickel  
1145SN  
**\$100**



**Inox Cream**  
Stainless  
Steel Polish  
903  
**\$40**

OPTIONAL ACCESSORIES

Note: All accessories sold separately unless otherwise indicated. Design of custom accessories subject to change without notice. It is absolutely critical that you have the sink and any custom sink accessories on site prior to any cut or modification to the countertop. Franke will not be responsible for any errors in countertop preparation and sink installation.



Pictured PKX11028 sink with FFPD5550 faucet

# Peak

A passion for details

Elegantly simple and exceedingly functional, the Peak Collection exudes luxury. Clean lines and the 5mm corner radius maximize workspace. The square drain cover complements the minimalist design while obscuring the strainer and waste disposer.

Accessories such as shelf grids, colanders, and cutting boards fit ideally with the sink's integrated ledge or over the sink to expand functionality to suit any chef's food preparation style.







1

### Multi-Level Workspace

The bottom sink grid raises to sit on the integrated ledge, creating a higher level workspace to expand your prep, clean and rinse area.



2

### Commercial Grade Stainless

Made of 16 gauge stainless steel with a Diamond finish that will retain its beauty for many years.



3

### Rear Drain & Drain Cover

The removable drain cover conceals the drain for a seamless bowl surface, while providing a flat bottom surface to allow for more usable workspace.



4

### Minimalist Design

5mm radius corners and invisible drain provide an eye-catching design element to the kitchen.

# Peak



#### Inox Cream 903

Inox Cream is a specially formulated product ideal for cleaning stainless steel sinks from FRANKE.



Peak  
Stainless


## A total kitchen solution

Seamless workflows, from prep to cook to clean. Unobstructed surfaces and smart layouts, optimized for preparing any meal. A complete kitchen solution, with a sink that makes sense, and tools exactly where you need them, built for the way professionals work.



PKX11028-WKC

## Includes all the kitchen tools




### Multi-Level Stainless Steel Sink Grid

Sink grid raises to sit upon the integrated ledge creating a higher level work space. Expands your work-space when you prep, rinse and clean.




### Solid Wood Cutting Board

The generous cutting board fits over the sink, making it easy to move crumbs or liquid run-off into the sink. Doubles as a serving board for charcuterie or bread.



### Stainless Steel Colander

Fits on reveal of the sink making it perfect for rinsing or draining vegetables, fruit, and pasta. Drain holes allow the air to circulate making it perfect for drying cleaning tools.



### Stainless Steel Drain Cover

This thoughtful detail covers the drain to maintain an even surface of the basin. We create more usable space and allow glassware to stand without tipping over.



### Chrome Strainer Basket

The basket is perfect for trapping food waste and preventing clogs within the drainpipe while allowing water to pass through.

# DO MORE WITH YOUR SINK

Premium kitchen tools to make cooking ventures easier for you.

A cook needs many tools to make a spectacular meal—something for chopping, dicing, slicing, draining, and rinsing. The Peak Workcenter has it all. This workcenter includes all the prepping basics you need, including a cutting board, colander, and bottom grid that raises to create a higher level workspace.





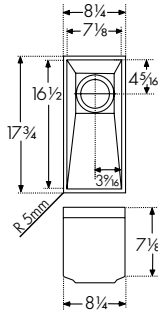
PKX1108

\$1,460



SPECIFICATIONS

Interior Dimensions: 7<sup>1</sup>/<sub>8</sub>" x 16<sup>1</sup>/<sub>2</sub>" x 7<sup>1</sup>/<sub>8</sub>"  
Exterior Dimensions: 8<sup>1</sup>/<sub>4</sub>" x 17<sup>3</sup>/<sub>4</sub>"  
Minimum Cabinet Size: 12"  
Gauge: 18  
Weight: 9 lbs.  
Sound Dampening: Sound Pad & Spray Coat  
Stainless Finish: Diamond  
Corner Radius: 5mm  
Installation: Undermount



ACCESSORIES

5	Colander PX-70S	6	Drain Cover PKXCVR Included	7	Strainer Basket 1145 1145SN	9	Universal Roller Mat UV-36RM	10	Drain Board CUW-60S	11	Inox Cream 903
---	--------------------	---	-----------------------------------	---	--------------------------------------	---	------------------------------------	----	---------------------------	----	----------------------

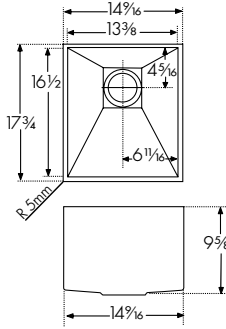
PKX11013

\$2,380



SPECIFICATIONS

Interior Dimensions: 13<sup>3</sup>/<sub>16</sub>" x 16<sup>1</sup>/<sub>2</sub>" x 9<sup>5</sup>/<sub>8</sub>"  
Exterior Dimensions: 14<sup>1</sup>/<sub>16</sub>" x 17<sup>3</sup>/<sub>4</sub>"  
Minimum Cabinet Size: 18"  
Gauge: 16  
Weight: 19 lbs.  
Sound Dampening: Sound Pad & Spray Coat  
Stainless Finish: Diamond  
Integral Franke Ledge System  
Corner Radius: 5mm  
Installation: Undermount



ACCESSORIES

1	Bottom/ Shelf Grid PX-13S	5	Colander PX-70S	6	Drain Cover PKXCVR Included	7	Strainer Basket 1145 1145SN	9	Universal Roller Mat UV-36RM	10	Drain Board CUW-60S	11	Inox Cream 903
---	---------------------------------	---	--------------------	---	-----------------------------------	---	--------------------------------------	---	------------------------------------	----	---------------------------	----	----------------------

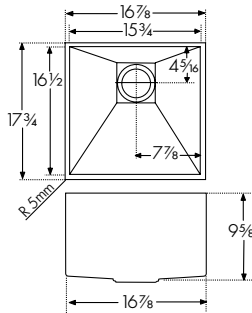
PKX11016

\$2,580



SPECIFICATIONS

Interior Dimensions: 15<sup>3</sup>/<sub>4</sub>" x 16<sup>1</sup>/<sub>2</sub>" x 9<sup>5</sup>/<sub>8</sub>"  
Exterior Dimensions: 16<sup>7</sup>/<sub>8</sub>" x 17<sup>3</sup>/<sub>4</sub>"  
Minimum Cabinet Size: 21"  
Gauge: 16  
Weight: 21 lbs.  
Sound Dampening: Sound Pad & Spray Coat  
Stainless Finish: Diamond  
Integral Franke Ledge System  
Corner Radius: 5mm  
Installation: Undermount



ACCESSORIES

2	Bottom/ Shelf Grid PX-16S	5	Colander PX-70S	6	Drain Cover PKXCVR Included	7	Strainer Basket 1145 1145SN	8	Cutting Board PX-40S	9	Universal Roller Mat UV-36RM	10	Drain Board CUW-60S	11	Inox Cream 903
---	---------------------------------	---	--------------------	---	-----------------------------------	---	--------------------------------------	---	----------------------------	---	------------------------------------	----	---------------------------	----	----------------------

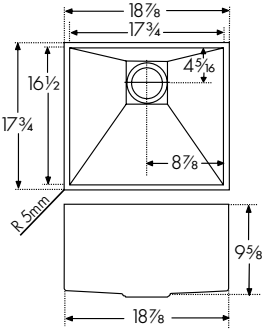
PKX11018

\$2,775



SPECIFICATIONS

Interior Dimensions: 17<sup>3</sup>/<sub>4</sub>" x 16<sup>1</sup>/<sub>2</sub>" x 9<sup>5</sup>/<sub>8</sub>"  
Exterior Dimensions: 18<sup>7</sup>/<sub>8</sub>" x 17<sup>3</sup>/<sub>4</sub>"  
Minimum Cabinet Size: 24"  
Gauge: 16  
Weight: 22 lbs.  
Sound Dampening: Sound Pad & Spray Coat  
Stainless Finish: Diamond  
Integral Franke Ledge System  
Corner Radius: 5mm  
Installation: Undermount



ACCESSORIES

3	Bottom/ Shelf Grid PX-18S	5	Colander PX-70S	6	Drain Cover PKXCVR Included	7	Strainer Basket 1145 1145SN	8	Cutting Board PX-40S	9	Universal Roller Mat UV-36RM	10	Drain Board CUW-60S	11	Inox Cream 903
---	---------------------------------	---	--------------------	---	-----------------------------------	---	--------------------------------------	---	----------------------------	---	------------------------------------	----	---------------------------	----	----------------------

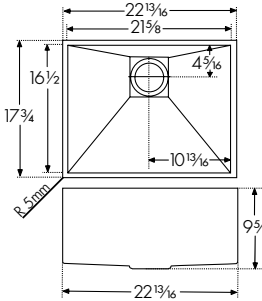
PKX11021

\$2,955



SPECIFICATIONS

Interior Dimensions: 21<sup>5</sup>/<sub>8</sub>" x 16<sup>1</sup>/<sub>2</sub>" x 9<sup>5</sup>/<sub>8</sub>"  
Exterior Dimensions: 22<sup>13</sup>/<sub>16</sub>" x 17<sup>3</sup>/<sub>4</sub>"  
Minimum Cabinet Size: 27"  
Gauge: 16  
Weight: 25 lbs.  
Sound Dampening: Sound Pad & Spray Coat  
Stainless Finish: Diamond  
Integral Franke Ledge System  
Corner Radius: 5mm  
Installation: Undermount



ACCESSORIES

4	Bottom/ Shelf Grid PX-21S	5	Colander PX-70S	6	Drain Cover PKXCVR Included	7	Strainer Basket 1145 1145SN	8	Cutting Board PX-40S	9	Universal Roller Mat UV-36RM	10	Drain Board CUW-60S	11	Inox Cream 903
---	---------------------------------	---	--------------------	---	-----------------------------------	---	--------------------------------------	---	----------------------------	---	------------------------------------	----	---------------------------	----	----------------------

ACCESSORIES

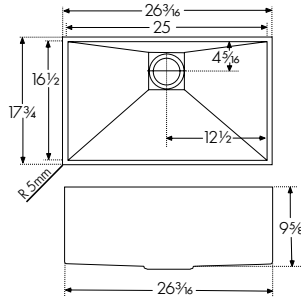
1	2	3	4	5	6
Bottom/Shelf Grid 13 <sup>3</sup> / <sub>16</sub> " x 16 <sup>1</sup> / <sub>4</sub> " Stainless PX-13S \$170	Bottom/Shelf Grid 15 <sup>1</sup> / <sub>2</sub> " x 16 <sup>1</sup> / <sub>4</sub> " Stainless PX-16S \$170	Bottom/Shelf Grid 17 <sup>1</sup> / <sub>2</sub> " x 16 <sup>1</sup> / <sub>4</sub> " Stainless PX-18S \$190	Bottom/Shelf Grid 21 <sup>3</sup> / <sub>8</sub> " x 16 <sup>1</sup> / <sub>4</sub> " Stainless PX-21S \$225	Colander 6 <sup>1</sup> / <sub>8</sub> " x 17 <sup>3</sup> / <sub>16</sub> " x 2 <sup>1</sup> / <sub>8</sub> " Stainless PX-70S \$250	Drain Cover 4 <sup>7</sup> / <sub>8</sub> " x 4 <sup>7</sup> / <sub>8</sub> " Stainless PKXCVR \$120  One included with each sink
7	8	9	10	11	
Strainer Basket Chrome 1145 \$70  Satin Nickel 1145SN \$100	Cutting Board 14 <sup>3</sup> / <sub>8</sub> " x 17 <sup>1</sup> / <sub>8</sub> " Solid Wood PX-40S \$260	Universal Roller Mat 18 <sup>7</sup> / <sub>16</sub> " x 20" Stainless UV-36RM \$200	Drain Board 13 <sup>1</sup> / <sub>2</sub> " x 18 <sup>3</sup> / <sub>8</sub> " Stainless CUW-60S \$225	Inox Cream Stainless Steel Polish 903 \$40	

PKX11025 \$3,100



SPECIFICATIONS

Interior Dimensions: 25" x 16½" x 9⅝"  
Exterior Dimensions: 26⅜" x 17¾"  
Minimum Cabinet Size: 30"  
Gauge: 16  
Weight: 27 lbs.  
Sound Dampening: Sound Pad & Spray Coat  
Integral Franke Ledge System  
Stainless Finish: Diamond  
Corner Radius: 5mm  
Installation: Undermount



ACCESSORIES

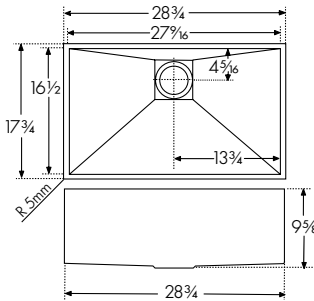
2	Bottom/ Shelf Grid PX-25S	4	Colander PX-70S	5	Drain Cover PKXCVR Included	6	Cutting Board PX-40S	7	Strainer Basket 1145 1145SN	8	Universal Roller Mat UV-36RM	9	Drain Board CUW-60S	10	Inox Cream 903
---	---------------------------------	---	--------------------	---	-----------------------------------	---	----------------------------	---	--------------------------------------	---	------------------------------------	---	---------------------------	----	-------------------

PKX11028 \$3,225



SPECIFICATIONS

Interior Dimensions: 27⅜" x 16½" x 9⅝"  
Exterior Dimensions: 28¾" x 17¾"  
Minimum Cabinet Size: 33"  
Gauge: 16  
Weight: 29 lbs.  
Sound Dampening: Sound Pad & Spray Coat  
Integral Franke Ledge System  
Stainless Finish: Diamond  
Corner Radius: 5mm  
Installation: Undermount



ACCESSORIES

3	Bottom/ Shelf Grid PX-28S	4	Colander PX-70S	5	Drain Cover PKXCVR Included	6	Cutting Board PX-40S	7	Strainer Basket 1145 1145SN	8	Universal Roller Mat UV-36RM	9	Drain Board CUW-60S	10	Inox Cream 903
---	---------------------------------	---	--------------------	---	-----------------------------------	---	----------------------------	---	--------------------------------------	---	------------------------------------	---	---------------------------	----	-------------------

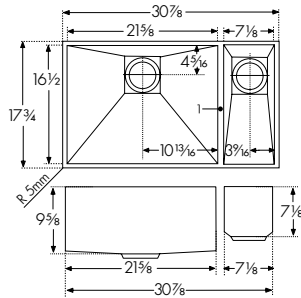
PKX160 \$3,700  
PKX160LH \$3,700



(PKX160 Shown)

SPECIFICATIONS

Interior Dimensions: 29¾" x 16½" x 9⅝" & 7⅞"  
Exterior Dimensions: 30⅞" x 17¾"  
Minimum Cabinet Size: 36"  
Gauge: 16  
Weight: 35 lbs.  
Sound Dampening: Sound Pad & Spray Coat  
Stainless Finish: Diamond  
Integral Franke Ledge System: Large Bowl  
Corner Radius: 5mm  
Installation: Undermount




ACCESSORIES

1	Bottom/ Shelf Grid PX-21S	4	Colander PX-70S	5	Drain Cover PKXCVR (2) Included	6	Cutting Board PX-40S	7	Strainer Basket 1145 1145SN	8	Universal Roller Mat UV-36RM	9	Drain Board CUW-60S	 Left Hand Sink PKX160LH	
---	---------------------------------	---	--------------------	---	---------------------------------------	---	----------------------------	---	--------------------------------------	---	------------------------------------	---	---------------------------	---	--

Note: All accessories sold separately unless otherwise indicated. Design of custom accessories subject to change without notice. It is absolutely critical that you have the sink and any custom sink accessories on site prior to any cut or modification to the countertop. Franke will not be responsible for any errors in countertop preparation and sink installation.

ACCESSORIES



1 | **Bottom/Shelf Grid**  
21⅜" x 16¼"  
Stainless  
PX-21S  
**\$225**



2 | **Bottom/Shelf Grid**  
24¾" x 16¼"  
Stainless  
PX-25S  
**\$240**



3 | **Bottom/Shelf Grid**  
27⅞" x 16¼"  
Stainless  
PX-28S  
**\$250**



4 | **Colander**  
6⅞" x 17⅞" x 2⅞"  
Stainless  
PX-70S  
**\$250**



5 | **Drain Cover**  
4⅞" x 4⅞"  
Stainless  
PKXCVR  
**\$120**  
One included with  
each sink. PKX160  
& PKX160LH  
include two.



6 | **Cutting Board**  
14⅜" x 17⅞"  
Solid Wood  
PX-40S  
**\$260**



7 | **Strainer Basket**  
Chrome  
1145  
**\$70**  
Satin Nickel  
1145SN  
**\$100**



8 | **Universal  
Roller Mat**  
18⅞" x 20"  
Stainless  
UV-36RM  
**\$200**



9 | **Drain Board**  
13½" x 18⅞"  
Stainless  
CUW-60S  
**\$225**



10 | **Inox Cream**  
Stainless  
Steel Polish  
903  
**\$40**

PERFECT TOGETHER

Peak Faucet

For the Peak Faucet see page 225.



FFPD5550



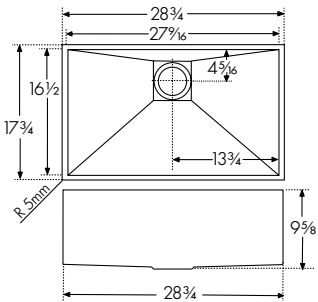
Peak Stainless

PKX11028-WKC \$3,600



SPECIFICATIONS

Interior Dimensions: 27<sup>9</sup>/<sub>16</sub>" x 16<sup>1</sup>/<sub>2</sub>" x 9<sup>5</sup>/<sub>8</sub>"  
Exterior Dimensions: 28<sup>3</sup>/<sub>4</sub>" x 17<sup>3</sup>/<sub>4</sub>"  
Minimum Cabinet Size: 33"  
Gauge: 16  
Weight: 41 lbs.  
Sound Dampening: Sound Pad & Spray Coat  
Integral Franke Ledge System  
Stainless Finish: Diamond  
Corner Radius: 5mm  
Installation: Undermount



ACCESSORIES

1	Bottom/ Shelf Grid PX-28S Included	2	Colander PX-70S Included	3	Cutting Board PX-40S Included	4	Strainer Basket 1145 Included	5	Drain Cover PKXCVR Included	6	Universal Roller Mat UV-36RM Optional	7	Drain Board CUW-60S Optional	8	Inox Cream 903 Optional
---	---	---	--------------------------------	---	--	---	--	---	-----------------------------------	---	--	---	---------------------------------------	---	-------------------------------

INCLUDED ACCESSORIES

1 Bottom/ Shelf Grid 27 <sup>9</sup> / <sub>16</sub> " x 16 <sup>1</sup> / <sub>4</sub> " Stainless PX-28S \$250	2 Colander 6 <sup>1</sup> / <sub>8</sub> " x 17 <sup>3</sup> / <sub>16</sub> " x 2 <sup>1</sup> / <sub>8</sub> " Stainless PX-70S \$250	3 Cutting Board 14 <sup>3</sup> / <sub>8</sub> " x 17 <sup>1</sup> / <sub>8</sub> " Solid Wood PX-40S \$260	4 Strainer Basket Chrome 1145 \$100	5 Drain Cover 4 <sup>7</sup> / <sub>8</sub> " x 4 <sup>7</sup> / <sub>8</sub> " Stainless PKXCVR \$120

OPTIONAL ACCESSORIES

8 Universal Roller Mat 18 <sup>7</sup> / <sub>16</sub> " x 20" Stainless UV-36RM \$200	9 Drain Board 13 <sup>1</sup> / <sub>2</sub> " x 18 <sup>3</sup> / <sub>8</sub> " Stainless CUW-60S \$225	10 Inox Cream Stainless Steel Polish 903 \$40







Pictured PS2X120-14-14 sink with FFPD5300 faucet

# Professional

Luxury at its best


The Professional 2.0 is an engineering masterpiece and raises the bar for premium sinks. This kitchen sink features the integrated reveal ledge, that allows accessories to glide over the sink and the concealed drain that stops stemware from falling over.

It also boasts sleek, sculptural lines made of 16-gauge commercial stainless steel with a Diamond finish that highlights the sink's beauty.





# Professional 2.0



**Inox Cream 903**  
Inox Cream is a specially formulated product ideal for cleaning stainless steel sinks from FRANKE.



1

## Integrated Reveal Ledge


Allows accessories to work within the sink creating a seamless workflow to make food prep a pleasure.



2

## Diamond Finish

Durable finish takes minimal care to maintain a clean, attractive look for years.



3

## Rear Drain Cover

The removable drain cover conceals the drain for a seamless bowl surface, while the rear placement provides extra cabinet space beneath the sink.



4

## Deep Capacity Bowl

A large deep bowl makes it easy to clean large cookware items and minimizes splashing, offering the form and function you expect from your sink.



## Professional 2.0 Workcenter



PS2X110-33-WKC

Kitchen tools that work smartly and efficiently with your Franke Professional 2.0 sink in creating the perfect workcenter. The stylish workcenter features a stainless steel colander, a maple chopping board, and a bottom grid. All these essential tools for food preparation are close at hand for when you need them.

## Every great home cook needs a sous chef

Our kitchen tools in the Professional 2.0 Workcenter are just what is needed to help you slice, dice, chop and serve all the meals you prepare.



### Wash and Rinse

Working above the sink with the colander allows you to:

- Extend your workspace and create an extension of your countertop
- Rinse and wash fruits and vegetables while keeping them at an elevated level
- Transfer fruits and vegetables easily to the cutting board, create an extended workspace when you place the cutting board next to the colander

### Slice, Chop and Dice

The cutting board can be placed over the sink or on the countertop to create an optimum workflow:

- Glides across the ledge of the sink for easy transfer of food to waste disposer
- Cutting board doubles as a serving tray or cheese board
- Creates a seamless food prep workflow from rinse to chop to dispose



### Clean and Dry

Create the perfect clean-up with the bottom grid and colander:

- Lay clean dishes on the bottom grid, allowing air to circulate around the dishes
- Use the colander to air dry cutlery, elevated above the sink, the water is directed back into the sink
- Store cleaning brushes in the colander to allow them to dry until the next time they are needed



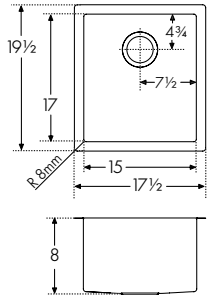
Professional 2.0 Stainless

PS2X110-15 \$1,740



SPECIFICATIONS

Interior Dimensions: 15" x 17" x 8"  
Exterior Dimensions: 17½" x 19½"  
Minimum Cabinet Size: 21"  
Gauge: 16  
Weight: 21 lbs.  
Sound Dampening: Sound Pad and Spray Coat  
Stainless Finish: Diamond  
Corner Radius: 8mm  
Installation: Undermount with ½" Reveal



ACCESSORIES

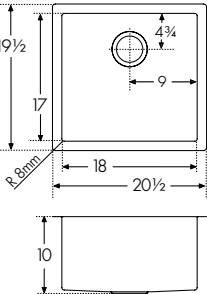
1	Bottom Grid PS2-15-36S	5	Cutting Board PS2-45S	6	Colander PE-70S	7	Strainer Basket 1145 1145SN	8	Drain Cover RNDCVR Included	9	Roller Mat RM18S	10	Drain Board CUW-60S	11	Inox Cream 903
---	---------------------------	---	--------------------------	---	--------------------	---	-----------------------------------	---	-----------------------------------	---	---------------------	----	------------------------	----	-------------------

PS2X110-18 \$1,800



SPECIFICATIONS

Interior Dimensions: 18" x 17" x 10"  
Exterior Dimensions: 20½" x 19½"  
Minimum Cabinet Size: 24"  
Gauge: 16  
Weight: 23 lbs.  
Sound Dampening: Sound Pad and Spray Coat  
Stainless Finish: Diamond  
Corner Radius: 8mm  
Installation: Undermount with ½" Reveal



ACCESSORIES

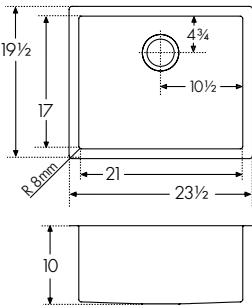
2	Bottom Grid PS2-18-36S	5	Cutting Board PS2-45S	6	Colander PE-70S	7	Strainer Basket 1145 1145SN	8	Drain Cover RNDCVR Included	9	Roller Mat RM18S	10	Drain Board CUW-60S	11	Inox Cream 903
---	---------------------------	---	--------------------------	---	--------------------	---	-----------------------------------	---	-----------------------------------	---	---------------------	----	------------------------	----	-------------------

PS2X110-21 \$1,865



SPECIFICATIONS

Interior Dimensions: 21" x 17" x 10"  
Exterior Dimensions: 23½" x 19½"  
Minimum Cabinet Size: 27"  
Gauge: 16  
Weight: 25 lbs.  
Sound Dampening: Sound Pad and Spray Coat  
Stainless Finish: Diamond  
Corner Radius: 8mm  
Installation: Undermount with ½" Reveal



ACCESSORIES

3	Bottom Grid PS2-21-36S	5	Cutting Board PS2-45S	6	Colander PE-70S	7	Strainer Basket 1145 1145SN	8	Drain Cover RNDCVR Included	9	Roller Mat RM18S	10	Drain Board CUW-60S	11	Inox Cream 903
---	---------------------------	---	--------------------------	---	--------------------	---	-----------------------------------	---	-----------------------------------	---	---------------------	----	------------------------	----	-------------------

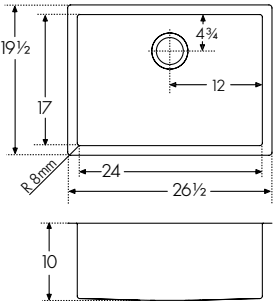
Professional 2.0 Stainless

PS2X110-24 \$1,935



SPECIFICATIONS

Interior Dimensions: 24" x 17" x 10"  
Exterior Dimensions: 26½" x 19½"  
Minimum Cabinet Size: 30"  
Gauge: 16  
Weight: 27 lbs.  
Sound Dampening: Sound Pad and Spray Coat  
Stainless Finish: Diamond  
Corner Radius: 8mm  
Installation: Undermount with ½" Reveal



ACCESSORIES

4	Bottom Grid PS2-24-36S	5	Cutting Board PS2-45S	6	Colander PE-70S	7	Strainer Basket 1145 1145SN	8	Drain Cover RNDCVR Included	9	Roller Mat RM18S	10	Drain Board CUW-60S	11	Inox Cream 903
---	---------------------------	---	--------------------------	---	--------------------	---	-----------------------------------	---	-----------------------------------	---	---------------------	----	------------------------	----	-------------------

PS2X110-24-12 \$1,990

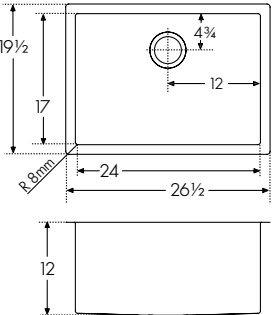


Suitable for laundry/utility



SPECIFICATIONS

Interior Dimensions: 24" x 17" x 12"  
Exterior Dimensions: 26½" x 19½"  
Minimum Cabinet Size: 30"  
Gauge: 16  
Weight: 29 lbs.  
Sound Dampening: Sound Pad and Spray Coat  
Stainless Finish: Diamond  
Corner Radius: 8mm  
Installation: Undermount with ½" Reveal



ACCESSORIES

4	Bottom Grid PS2-24-36S	5	Cutting Board PS2-45S	6	Colander PE-70S	7	Strainer Basket 1145 1145SN	8	Drain Cover RNDCVR Included	9	Roller Mat RM18S	10	Drain Board CUW-60S	11	Inox Cream 903
---	---------------------------	---	--------------------------	---	--------------------	---	-----------------------------------	---	-----------------------------------	---	---------------------	----	------------------------	----	-------------------

ACCESSORIES

1	2	3	4	5	6
Bottom Grid 14½" x 16½" Stainless PS2-15-36S \$170	Bottom Grid 17½" x 16½" Stainless PS2-17-36S \$190	Bottom Grid 20½" x 16½" Stainless PS2-21-36S \$225	Bottom Grid 23½" x 16½" Stainless PS2-24-36S \$240	Cutting Board 11" x 17⅞" x 1" Maple PS2-45S \$260	Colander 6⅞" x 17⅞" x 2⅞" Stainless PE-70S \$260
7	8	9	10	11	
Strainer Basket Chrome 1145 \$70  Satin Nickel 1145SN \$100	Drain Cover 4½" Stainless RNDCVR \$105 One included with each sink.	Roller Mat 12⅜" x 17⅞" Stainless RM18S \$190	Drain Board 13½" x 18⅞" Stainless CUW-60S \$225	Inox Cream Stainless Steel Polish 903 \$40	

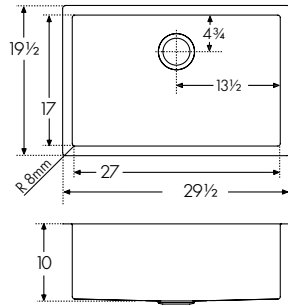
Professional 2.0 Stainless

PS2X110-27 \$2,060



SPECIFICATIONS

Interior Dimensions: 27" x 17" x 10"  
Exterior Dimensions: 29½" x 19½"  
Minimum Cabinet Size: 33"  
Gauge: 16  
Weight: 29 lbs.  
Sound Dampening: Sound Pad and Spray Coat  
Stainless Finish: Diamond  
Corner Radius: 8mm  
Installation: Undermount with ½" Reveal



ACCESSORIES

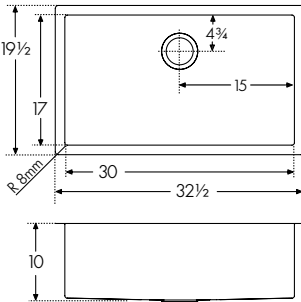
1	Bottom Grid PS2-27-36S	6	Cutting Board PS2-45S	7	Colander PE-70S	8	Strainer Basket 1145 1145SN	9	Drain Cover RNDCVR Included	10	Roller Mat RM18S	11	Drain Board CUW-60S	12	Inox Cream 903
---	---------------------------	---	--------------------------	---	--------------------	---	-----------------------------------	---	-----------------------------------	----	---------------------	----	------------------------	----	-------------------

PS2X110-30 \$2,185



SPECIFICATIONS

Interior Dimensions: 30" x 17" x 10"  
Exterior Dimensions: 32½" x 19½"  
Minimum Cabinet Size: 36"  
Gauge: 16  
Weight: 31 lbs.  
Sound Dampening: Sound Pad and Spray Coat  
Stainless Finish: Diamond  
Corner Radius: 8mm  
Installation: Undermount with ½" Reveal



ACCESSORIES

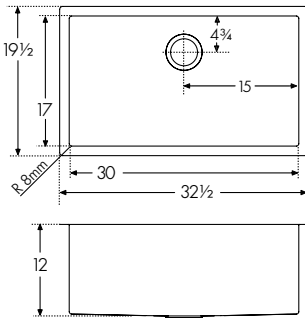
2	Bottom Grid PS2-30-36S	6	Cutting Board PS2-45S	7	Colander PE-70S	8	Strainer Basket 1145 1145SN	9	Drain Cover RNDCVR Included	10	Roller Mat RM18S	11	Drain Board CUW-60S	12	Inox Cream 903
---	---------------------------	---	--------------------------	---	--------------------	---	-----------------------------------	---	-----------------------------------	----	---------------------	----	------------------------	----	-------------------

PS2X110-30-12 \$2,310



SPECIFICATIONS

Interior Dimensions: 30" x 17" x 12"  
Exterior Dimensions: 32½" x 19½"  
Minimum Cabinet Size: 36"  
Gauge: 16  
Weight: 32 lbs.  
Sound Dampening: Sound Pad and Spray Coat  
Stainless Finish: Diamond  
Corner Radius: 8mm  
Installation: Undermount with ½" Reveal



ACCESSORIES

2	Bottom Grid PS2-30-36S	6	Cutting Board PS2-45S	7	Colander PE-70S	8	Strainer Basket 1145 1145SN	9	Drain Cover RNDCVR Included	10	Roller Mat RM18S	11	Drain Board CUW-60S	12	Inox Cream 903
---	---------------------------	---	--------------------------	---	--------------------	---	-----------------------------------	---	-----------------------------------	----	---------------------	----	------------------------	----	-------------------

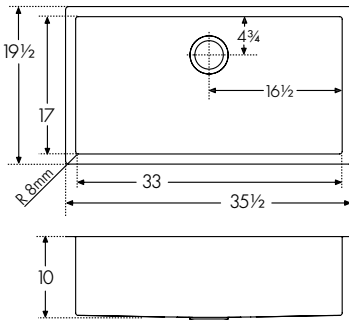
Professional 2.0 Stainless

PS2X110-33 \$2,485



SPECIFICATIONS

Interior Dimensions: 33" x 17" x 10"  
Exterior Dimensions: 35½" x 19½"  
Minimum Cabinet Size: 39"  
Gauge: 16  
Weight: 33 lbs.  
Sound Dampening: Sound Pad and Spray Coat  
Stainless Finish: Diamond  
Corner Radius: 8mm  
Installation: Undermount with ½" Reveal



ACCESSORIES

3	Bottom Grid PS2-33-36S	6	Cutting Board PS2-45S	7	Colander PE-70S	8	Strainer Basket 1145 1145SN	9	Drain Cover RNDCVR Included	10	Roller Mat RM18S	11	Drain Board CUW-60S	12	Inox Cream 903
---	---------------------------	---	--------------------------	---	--------------------	---	-----------------------------------	---	-----------------------------------	----	---------------------	----	------------------------	----	-------------------

ACCESSORIES

1	Bottom Grid 26½" x 16½" Stainless PS2-27-36S \$260	2	Bottom Grid 29½" x 16½" Stainless PS2-30-36S \$305	3	Bottom Grid 32½" x 16½" Stainless PS2-33-36S \$330	6	Cutting Board 11" x 17⅞" x 1" Maple PS2-45S \$260	7	Colander 6⅞" x 17⅞" x 2⅞" Stainless PE-70S \$260
8	Strainer Basket Chrome 1145 \$70  Satin Nickel 1145SN \$100	9	Drain Cover 4½" Stainless RNDCVR \$105 One included	10	Roller Mat 12⅞" x 17⅞" Stainless RM18S \$190	11	Drain Board 13½" x 18⅞" Stainless CUW-60S \$225	12	Inox Cream Stainless Steel Polish 903 \$40

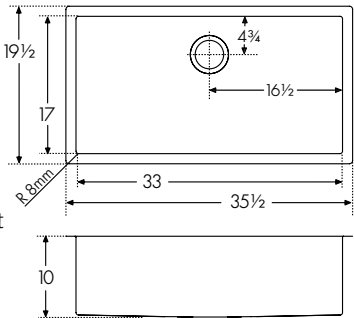


PS2X110-33-WKC \$2,950



SPECIFICATIONS






Interior Dimensions: 33" x 17" x 10"  
Exterior Dimensions: 35½" x 19½"  
Minimum Cabinet Size: 39"  
Gauge: 16  
Weight: 44 lbs.  
Sound Dampening: Sound Pad and Spray Coat  
Stainless Finish: Diamond  
Corner Radius: 8mm  
Installation: Undermount with ½" Reveal






ACCESSORIES

1	<b>Bottom Grid</b> PS2-33-36S Included	2	<b>Cutting Board</b> PS2-45S Included	3	<b>Colander</b> PE-70S Included	4	<b>Strainer Basket</b> 1145 Included	5	<b>Drain Cover</b> RNDCVR Included	6	<b>Roller Mat</b> RM18S Optional	7	<b>Drain Board</b> CUW-60S	8	<b>Inox Cream</b> 903
---	--	---	---	---	---------------------------------------	---	--	---	--	---	--	---	-------------------------------	---	--------------------------

INCLUDED ACCESSORIES

				
1   <b>Bottom Grid</b> 32½" x 16½" Stainless PS2-33-36S <b>\$330</b>	2   <b>Cutting Board</b> 11" x 17⅞" x 1" Maple PS2-45S <b>\$260</b>	3   <b>Colander</b> 6⅞" x 17⅝" x 2⅞" Stainless PE-70S <b>\$260</b>	4   <b>Strainer Basket</b> Chrome 1145 <b>\$100</b>	5   <b>Drain Cover</b> 4½" Stainless RNDCVR <b>\$105</b>

OPTIONAL ACCESSORIES

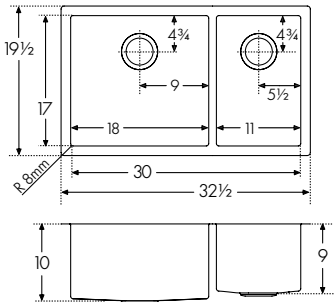
		
6   <b>Roller Mat</b> 12⅜" x 17⅞" Stainless RM18S <b>\$190</b>	7   <b>Drain Board</b> 13½" x 18⅝" Stainless CUW-60S <b>\$225</b>	8   <b>Inox Cream</b> Stainless Steel Polish 903 <b>\$40</b>

PS2X160-18-11 \$2,610



SPECIFICATIONS

Interior Dimensions: 30" x 17" x 10" & 9"  
Exterior Dimensions: 32½" x 19½"  
Minimum Cabinet Size: 36"  
Gauge: 16  
Weight: 34 lbs.  
Sound Dampening: Sound Pad and Spray Coat  
Stainless Finish: Diamond  
Corner Radius: 8mm  
Installation: Undermount with ½" Reveal



ACCESSORIES

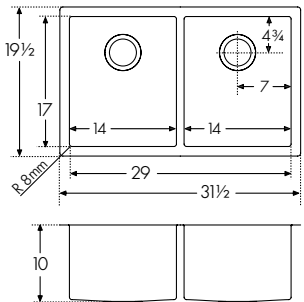
1	<b>Bottom Grid</b> PS2-11-36S	2	<b>Bottom Grid</b> PS2-18-36S	4	<b>Cutting Board</b> PS2-45S	5	<b>Colander</b> PE-70S	6	<b>Strainer Basket</b> 1145 1145SN	7	<b>Drain Cover</b> RNDCVR (2) Included	8	<b>Roller Mat</b> RM18S	9	<b>Drain Board</b> CUW-60S	10	<b>Inox Cream</b> 903
---	----------------------------------	---	----------------------------------	---	---------------------------------	---	---------------------------	---	--	---	--	---	----------------------------	---	-------------------------------	----	--------------------------

PS2X120-14-14 \$2,610



SPECIFICATIONS











Interior Dimensions: 29" x 17" x 10"  
Exterior Dimensions: 31½" x 19½"  
Minimum Cabinet Size: 36"  
Gauge: 16  
Weight: 32 lbs.  
Sound Dampening: Sound Pad and Spray Coat  
Stainless Finish: Diamond  
Corner Radius: 8mm  
Installation: Undermount with ½" Reveal



ACCESSORIES

3	<b>Bottom Grid</b> PS2-14-36S	4	<b>Cutting Board</b> PS2-45S	5	<b>Colander</b> PE-70S	6	<b>Strainer Basket</b> 1145 1145SN	7	<b>Drain Cover</b> RNDCVR (2) Included	8	<b>Roller Mat</b> RM18S	9	<b>Drain Board</b> CUW-60S	10	<b>Inox Cream</b> 903
---	----------------------------------	---	---------------------------------	---	---------------------------	---	--	---	--	---	----------------------------	---	-------------------------------	----	--------------------------

ACCESSORIES

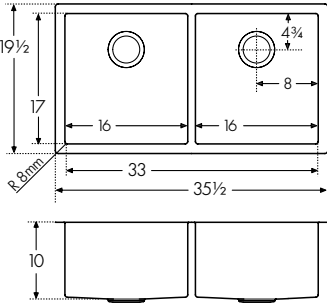
				
1   <b>Bottom Grid</b> 10½" x 16½" Stainless PS2-11-36S <b>\$150</b>	2   <b>Bottom Grid</b> 17½" x 16½" Stainless PS2-18-36S <b>\$190</b>	3   <b>Bottom Grid</b> 13½" x 16½" Stainless PS2-14-36S <b>\$160</b>	4   <b>Cutting Board</b> 11" x 17⅞" x 1" Maple PS2-45S <b>\$260</b>	5   <b>Colander</b> 6⅞" x 17⅝" x 2⅞" Stainless PE-70S <b>\$260</b>
				
6   <b>Strainer Basket</b> Chrome 1145 <b>\$70</b>  Satin Nickel 1145SN <b>\$100</b>	7   <b>Drain Cover</b> 4½" Stainless RNDCVR <b>\$105</b>  Two included with each double bowl sink.	8   <b>Roller Mat</b> 12⅜" x 17⅞" Stainless RM18S <b>\$190</b>	9   <b>Drain Board</b> 13½" x 18⅝" Stainless CUW-60S <b>\$225</b>	10   <b>Inox Cream</b> Stainless Steel Polish 903 <b>\$40</b>

PS2X120-16-16 \$2,735











SPECIFICATIONS

Interior Dimensions: 33" x 17" x 10"  
Exterior Dimensions: 35½" x 19½"  
Minimum Cabinet Size: 39"  
Gauge: 16  
Weight: 38 lbs.  
Sound Dampening: Sound Pad and Spray Coat  
Stainless Finish: Diamond  
Corner Radius: 8mm  
Installation: Undermount with ½" Reveal



ACCESSORIES							
1	Bottom Grid PS2-16-36S	2	Cutting Board PS2-45S	3	Colander PE-70S	4	Strainer Basket 1145 1145SN
5	Drain Cover RNDCVR (2) Included	6	Roller Mat RM18S	7	Drain Board CUW-60S	8	Inox Cream 903

ACCESSORIES

			
1   <b>Bottom Grid</b> 15½" x 16½" Stainless PS2-16-36S \$170	2   <b>Cutting Board</b> 11" x 17⅞" x 1" Maple PS2-45S \$260	3   <b>Colander</b> 6⅞" x 17⅝" x 2⅞" Stainless PE-70S \$260	4   <b>Strainer Basket</b> Chrome 1145 \$70  Satin Nickel 1145SN \$100
			
5   <b>Drain Cover</b> 4½" Stainless RNDCVR \$105  Two included with each double bowl sink.	6   <b>Roller Mat</b> 12⅜" x 17⅞" Stainless RM18S \$190	7   <b>Drain Board</b> 13½" x 18⅝" Stainless CUW-60S \$225	8   <b>Inox Cream</b> Stainless Steel Polish 903 \$40

PERFECT TOGETHER

Professional Faucets

For the complete PROFESSIONAL Faucet Collection see page 209.



FF5300



FFPD5300



FFPD5400





Pictured CLV110-28 sink

# Crystal

Style and timeless simplicity

The brilliant Crystal sink range is the crown jewel of design and functionality in kitchen sinks. An exclusive combination of stainless steel and glass crafted to meet the most demanding standards in modern esthetics. Each element is highly functional and beautifully shaped to add elegance and character to your kitchen.



# Crystal

1

## Commercial Grade Stainless

Made of 16 gauge stainless steel with a Diamond finish that will retain its beauty for many years.

2

## Removable Drain Cover

Tempered glass drain cover is easily removed for cleaning and sits perfectly in the sink to provide an even flat surface. Goodbye broken stemware.

3


## Reversible Installation

Invisible drain is located on the side of the sink bowl and can be installed with either a left or right side drain hole (single bowl sinks only) while allowing for more room beneath the sink.

4

## Sound Dampening System

Absorbs and reduces the noise caused by a garbage disposal or running water.



**Inox Cream 903**  
Inox Cream is a specially formulated product ideal for cleaning stainless steel sinks from FRANKE.



Crystal Stainless

CLV110-24

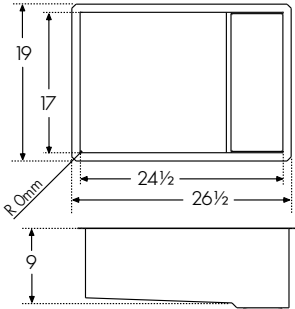
\$1,920



Limited Quantities Available

SPECIFICATIONS

Interior Dimensions: 24½" x 17" x 9"  
Exterior Dimensions: 26½" x 19"  
Minimum Cabinet Size: 30"  
Gauge: 16  
Weight: 28 lbs.  
Sound Dampening: Sound Pad & Spray Coat  
Stainless Finish: Diamond  
Corner Radius: 0mm  
Installation: Undermount with ½" Reveal



ACCESSORIES

2	Bottom Grid	5	Cutting Board	6	Colander	7	Roller Mat	8	Drain Cover	9	Drain Board	10	Inox Cream
	CL-24-36S		PS2-45S		PE-70S		RM18S		CL-BGC Included CL-WGC CL-SSC		CUW-60S		903

CLV110-28

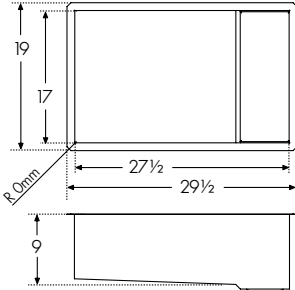
\$2,050



Limited Quantities Available

SPECIFICATIONS

Interior Dimensions: 27½" x 17" x 9"  
Exterior Dimensions: 29½" x 19"  
Minimum Cabinet Size: 33"  
Gauge: 16  
Weight: 31 lbs.  
Sound Dampening: Sound Pad & Spray Coat  
Stainless Finish: Diamond  
Corner Radius: 0mm  
Installation: Undermount with ½" Reveal



ACCESSORIES

3	Bottom Grid	5	Cutting Board	6	Colander	7	Roller Mat	8	Drain Cover	9	Drain Board	10	Inox Cream
	CL-28-36S		PS2-45S		PE-70S		RM18S		CL-BGC Included CL-WGC CL-SSC		CUW-60S		903

CLV110-31

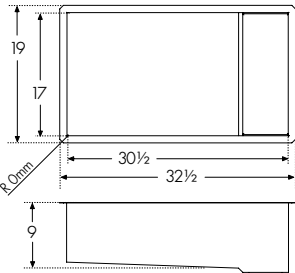
\$2,170



Limited Quantities Available

SPECIFICATIONS

Interior Dimensions: 30½" x 17" x 9"  
Exterior Dimensions: 32½" x 19"  
Minimum Cabinet Size: 36"  
Gauge: 16  
Weight: 34 lbs.  
Sound Dampening: Sound Pad & Spray Coat  
Stainless Finish: Diamond  
Corner Radius: 0mm  
Installation: Undermount with ½" Reveal



ACCESSORIES

4	Bottom Grid	5	Cutting Board	6	Colander	7	Roller Mat	8	Drain Cover	9	Drain Board	10	Inox Cream
	CL-31-36S		PS2-45S		PE-70S		RM18S		CL-BGC Included CL-WGC CL-SSC		CUW-60S		903

Crystal Stainless

CLV120-33

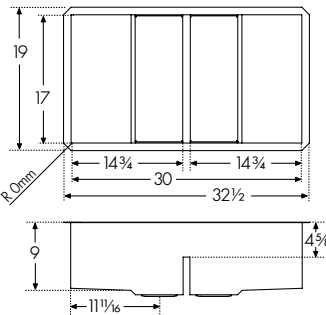
\$2,295



Limited Quantities Available

SPECIFICATIONS

Interior Dimensions: 30" x 17" x 9"  
Exterior Dimensions: 32½" x 19"  
Minimum Cabinet Size: 36"  
Gauge: 16  
Weight: 35 lbs.  
Sound Dampening: Sound Pad & Spray Coat  
Stainless Finish: Diamond  
Corner Radius: 0mm  
Installation: Undermount with ½" Reveal



ACCESSORIES

1	Bottom Grid	5	Cutting Board	6	Colander	7	Roller Mat	8	Drain Cover	9	Drain Board	10	Inox Cream
	CL-14-36S		PS2-45S		PE-70S		RM18S		CL-BGC Included CL-WGC CL-SSC		CUW-60S		903

ACCESSORIES

				
1   Bottom Grid 15" x 16¾" x 4¾" Stainless CL-14-36S \$190	2   Bottom Grid 16¹³⁄₁₆" x 16¹⁄₈" Stainless CL-24-36S \$190	3   Bottom Grid 19½" x 16¹⁄₈" Stainless CL-28-36S \$200	4   Bottom Grid 22¾" x 16¹⁄₈" Stainless CL-31-36S \$215	5   Cutting Board 11" x 17¹⁄₈" x 1" Maple PS2-45S \$260
				
6   Colander 6¹⁄₈" x 17⁵⁄₈" x 2¹⁄₈" Stainless PE-70S \$260	7   Roller Mat 12¹³⁄₁₆" x 17⁷⁄₈" Stainless RM18S \$190	8   Drain Cover 6¼" x 16⁷⁄₈" Black CL-BGC \$170 Included White CL-WGC \$170 Stainless Steel CL-SSC \$145	9   Drain Board 13½" x 18³⁄₈" Stainless CUW-60S \$225	10   Inox Cream Stainless Steel Polish 903 \$40



Pictured PTX160-37 sink with FFPD4300 faucet

# Pescara

## Family in the kitchen

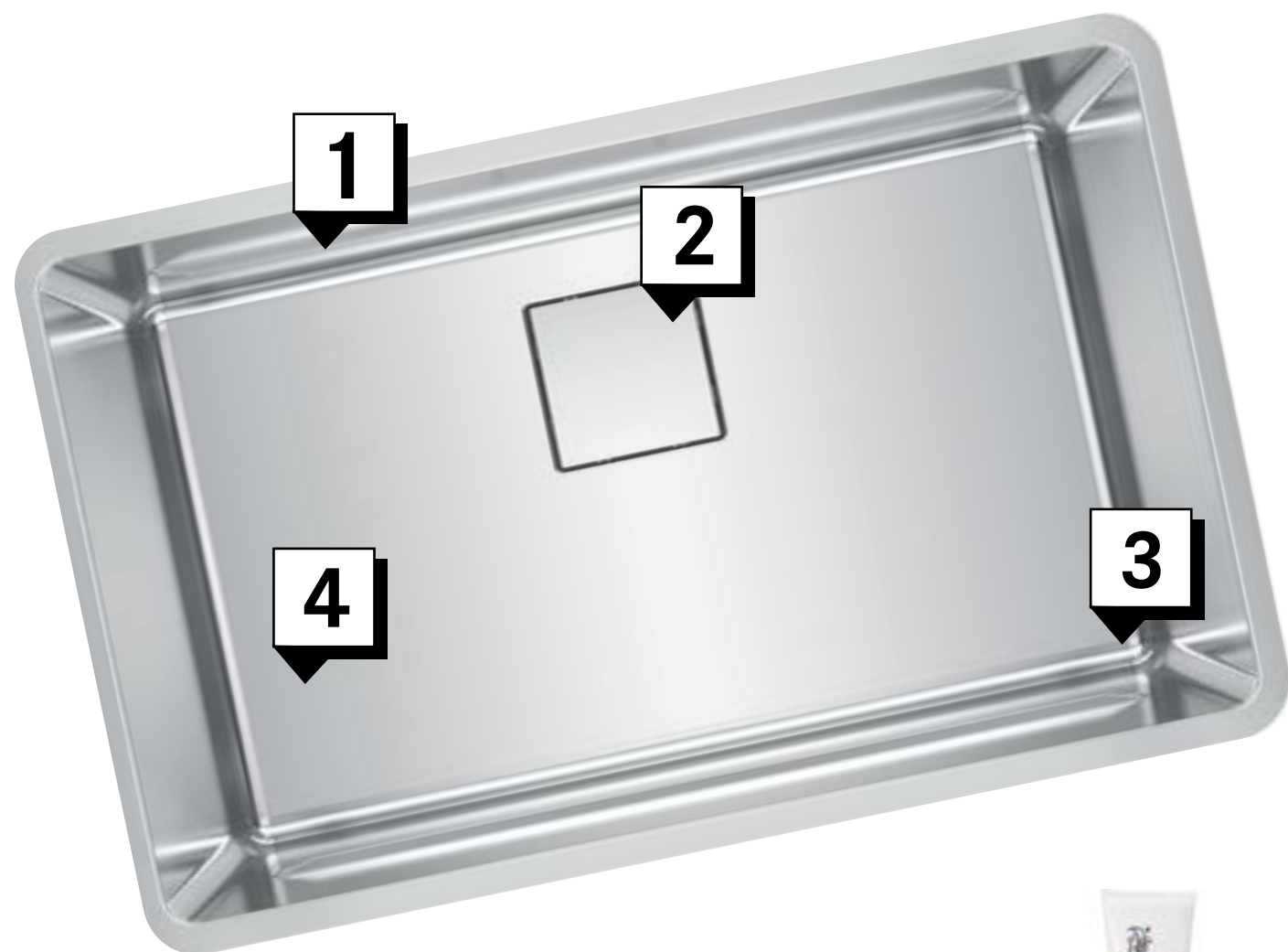
A cook needs many tools beyond great cookware to make an amazing meal. Something for chopping, rinsing, and washing. The Pescara collection has it all.

Featuring an integrated accessory ledge that allows food prep to happen over the sink, the Pescara collection has been finished with a Pearl finish, providing a lustrous sheen. Functional as a food preparation and cleaning station, to prepare meals for family and friends in high style.





# Pescara



**Inox Cream 903**  
Inox Cream is a specially formulated product ideal for cleaning stainless steel sinks from FRANKE.



1

## Integrated Ledge System

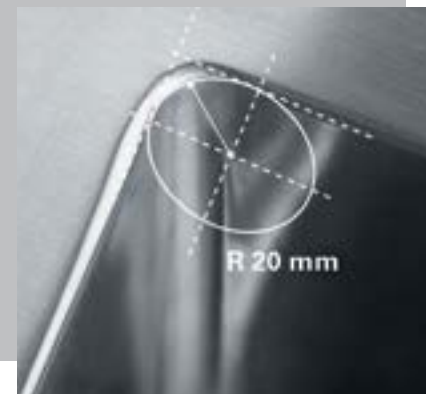
Shelf grid sits conveniently on the integrated ledge system, creating a higher level workspace. Expand your workspace when you prep, rinse and clean.



2

## Concealed Drain

The removable drain cover conceals the drain for a seamless bowl surface, while providing a flat bottom surface to allow for more usable workspace.



3

## Easy-Clean Corners

The 20mm radius corners make it easy to clean every part of the sink.



4

## Sound Dampening System

Sound dampening pads and spray coat reduce excess noise from running water and disposal vibration.



## PREPARE AMAZING DISHES WITH EASE

The same passion we put into our sinks goes into our kitchen tools to help prepare and serve the foods you love.

Pescara kitchen tools offer endless practicality for cooking, prepping, and cleaning, so you can enjoy your kitchen as it's meant to be—a centerpiece of the home and a place to spend time with friends and family.




### Fully equipped built-in workcenter

Create a workspace that is as beautiful as it is functional. Our space-saving integrated kitchen tools offer plenty of room for prepping over your sink, freeing up counter space for other cooking activities.



PTX110-31-WKC

### Kitchen tools that work with your sink



#### Stainless Steel Bottom Sink Grid

The bottom sink grid can accommodate dirty dishes while water and food residue drain through the grid.



#### Solid Wood Cutting Board

Custom-fit cutting board allows you to do all your slicing and dicing work over the sink and quickly transfer food scraps to the waste disposer.



#### Stainless Steel Colander

The custom-designed colander works within the sink to keep food contained for washing and rinsing, maximizing efficiency.



#### Stainless Steel Shelf Grid

The shelf grid sits on the integrated ledge and creates a perfect area for air drying dishes.



#### Stainless Steel Drain Cover

Creates more usable space at the bottom of the bowl by providing an even surface.





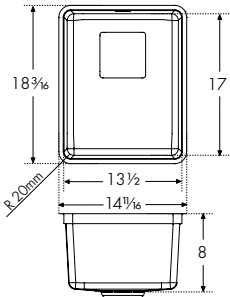
PTX110-14

\$750



SPECIFICATIONS

Interior Dimensions: 13½" x 17" x 8"  
Exterior Dimensions: 14⅞" x 18⅞"  
Minimum Cabinet Size: 18"  
Gauge: 18  
Weight: 11 lbs.  
Sound Dampening: Sound Pad & Spray Coat  
Stainless Finish: Pearl  
Corner Radius: 20mm  
Installation: Undermount with 3mm Reveal




ACCESSORIES

1	Bottom Grid PT14-36S	7	Cutting Board PT-40S	8	Self Healing Cutting Mat SP-40S	9	Cutting Board PT-41S	10	Colander PE-70S	11	Universal Roller Mat UV-36RM	12	Strainer Basket 1145 1145SN	13	Drain Cover PKGCVR Included
---	-------------------------	---	-------------------------	---	------------------------------------	---	-------------------------	----	--------------------	----	---------------------------------	----	-----------------------------------	----	-----------------------------------

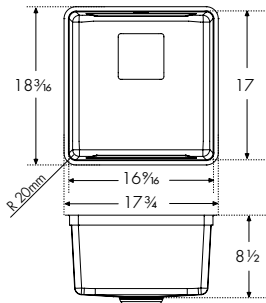
PTX110-17

\$840



SPECIFICATIONS

Interior Dimensions: 16⅞" x 17" x 8½"  
Exterior Dimensions: 17¾" x 18⅞"  
Minimum Cabinet Size: 21"  
Gauge: 18  
Weight: 14 lbs.  
Sound Dampening: Sound Pad & Spray Coat  
Stainless Finish: Pearl  
Integral Franke Ledge System  
Corner Radius: 20mm  
Installation: Undermount with 3mm Reveal




ACCESSORIES

2	Bottom Grid PT17-36S	6	Shelf Grid PT14-31S	7	Cutting Board PT-40S	8	Self Healing Cutting Mat SP-40S	9	Cutting Board PT-41S	10	Colander PE-70S	11	Universal Roller Mat UV-36RM	12	Strainer Basket 1145 1145SN	13	Drain Cover PKGCVR Included
---	-------------------------	---	------------------------	---	-------------------------	---	------------------------------------	---	-------------------------	----	--------------------	----	---------------------------------	----	-----------------------------------	----	-----------------------------------

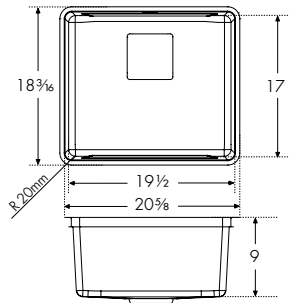
PTX110-20

\$1,090



SPECIFICATIONS

Interior Dimensions: 19½" x 17" x 9"  
Exterior Dimensions: 20⅞" x 18⅞"  
Minimum Cabinet Size: 24"  
Gauge: 18  
Weight: 16 lbs.  
Sound Dampening: Sound Pad & Spray Coat  
Stainless Finish: Pearl  
Integral Franke Ledge System  
Corner Radius: 20mm  
Installation: Undermount with 3mm Reveal



ACCESSORIES

3	Bottom Grid PT20-36S	6	Shelf Grid PT14-31S	7	Cutting Board PT-40S	8	Self Healing Cutting Mat SP-40S	9	Cutting Board PT-41S	10	Colander PE-70S	11	Universal Roller Mat UV-36RM	12	Strainer Basket 1145 1145SN	13	Drain Cover PKGCVR Included
---	-------------------------	---	------------------------	---	-------------------------	---	------------------------------------	---	-------------------------	----	--------------------	----	---------------------------------	----	-----------------------------------	----	-----------------------------------

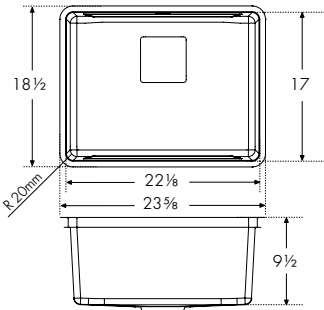
PTX110-22

\$1,215



SPECIFICATIONS

Interior Dimensions: 22⅞" x 17" x 9½"  
Exterior Dimensions: 23⅞" x 18½"  
Minimum Cabinet Size: 27"  
Gauge: 18  
Weight: 18 lbs.  
Sound Dampening: Sound Pad & Spray Coat  
Stainless Finish: Pearl  
Integral Franke Ledge System  
Corner Radius: 20mm  
Installation: Undermount with 3mm Reveal



ACCESSORIES

4	Bottom Grid PT22-36S	6	Shelf Grid PT14-31S	7	Cutting Board PT-40S	8	Self Healing Cutting Mat SP-40S	9	Cutting Board PT-41S	10	Colander PE-70S	11	Universal Roller Mat UV-36RM	12	Strainer Basket 1145 1145SN	13	Drain Cover PKGCVR Included
---	-------------------------	---	------------------------	---	-------------------------	---	------------------------------------	---	-------------------------	----	--------------------	----	---------------------------------	----	-----------------------------------	----	-----------------------------------

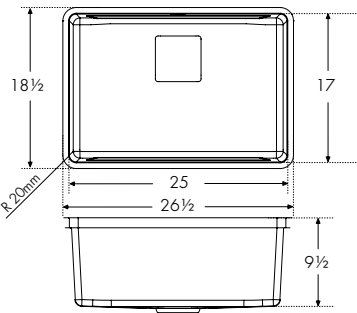
PTX110-25

\$1,275



SPECIFICATIONS

Interior Dimensions: 25" x 17" x 9½"  
Exterior Dimensions: 26½" x 18½"  
Minimum Cabinet Size: 30"  
Gauge: 18  
Weight: 20 lbs.  
Sound Dampening: Sound Pad & Spray Coat  
Stainless Finish: Pearl  
Integral Franke Ledge System  
Corner Radius: 20mm  
Installation: Undermount with 3mm Reveal



ACCESSORIES

5	Bottom Grid PT25-36S	6	Shelf Grid PT14-31S	7	Cutting Board PT-40S	8	Self Healing Cutting Mat SP-40S	9	Cutting Board PT-41S	10	Colander PE-70S	11	Universal Roller Mat UV-36RM	12	Strainer Basket 1145 1145SN	13	Drain Cover PKGCVR Included
---	-------------------------	---	------------------------	---	-------------------------	---	------------------------------------	---	-------------------------	----	--------------------	----	---------------------------------	----	-----------------------------------	----	-----------------------------------

ACCESSORIES

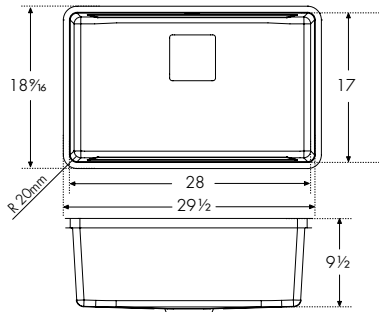
1 Bottom Grid 12⅞" x 15⅞" Stainless PT14-36S \$170	2 Bottom Grid 15⅞" x 15⅞" Stainless PT17-36S \$170	3 Bottom Grid 18⅞" x 15⅞" Stainless PT20-36S \$190	4 Bottom Grid 20⅞" x 15⅞" Stainless PT22-36S \$190	5 Bottom Grid 23⅞" x 15⅞" Stainless PT25-36S \$190	6 Shelf Grid 14" x 16¼" Stainless PT14-31S \$170	7 Cutting Board 10⅞" x 18½" Tempered Glass PT-40S \$250
8 Self Healing Cutting Mat 9⅞" x 14⅞" Silicone SP-40S \$70	9 Cutting Board 11" x 18½" Solid Wood PT-41S \$240	10 Colander 6⅞" x 17⅞" x 2⅞" Stainless PE-70S \$260	11 Universal Roller Mat 18⅞" x 20" Stainless UV-36RM \$200	12 Strainer Basket Chrome 1145 \$70 Satin Nickel 1145SN \$100	13 Drain Cover Stainless PKGCVR \$105 (One included with each bowl)	

PTX110-28 \$1,360



SPECIFICATIONS

Interior Dimensions: 28" x 17" x 9½"  
Exterior Dimensions: 29½" x 18⅝"  
Minimum Cabinet Size: 33"  
Gauge: 18  
Weight: 21 lbs.  
Sound Dampening: Sound Pad & Spray Coat  
Stainless Finish: Pearl  
Integral Franke Ledge System  
Corner Radius: 20mm  
Installation: Undermount with 3mm Reveal



ACCESSORIES

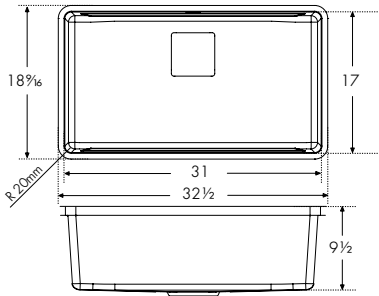
1	Bottom Grid PT28-36S	3	Shelf Grid PT14-31S	4	Cutting Board PT-40S	5	Self Healing Cutting Mat SP-40S	6	Cutting Board PT-41S	7	Colander PE-70S	8	Universal Roller Mat UV-36RM	9	Strainer Basket 1145 1145SN	10	Drain Cover PKGCVR Included
---	-------------------------	---	------------------------	---	-------------------------	---	------------------------------------	---	-------------------------	---	--------------------	---	---------------------------------	---	-----------------------------------	----	-----------------------------------

PTX110-31 \$1,490



SPECIFICATIONS

Interior Dimensions: 31" x 17" x 9½"  
Exterior Dimensions: 32½" x 18⅝"  
Minimum Cabinet Size: 36"  
Gauge: 18  
Weight: 23 lbs.  
Sound Dampening: Sound Pad & Spray Coat  
Stainless Finish: Silk  
Integral Franke Ledge System  
Corner Radius: 20mm  
Installation: Undermount with 3mm Reveal



ACCESSORIES

2	Bottom Grid PT31-36S	3	Shelf Grid PT14-31S	4	Cutting Board PT-40S	5	Self Healing Cutting Mat SP-40S	6	Cutting Board PT-41S	7	Colander PE-70S	8	Universal Roller Mat UV-36RM	9	Strainer Basket 1145 1145SN	10	Drain Cover PKGCVR Included
---	-------------------------	---	------------------------	---	-------------------------	---	------------------------------------	---	-------------------------	---	--------------------	---	---------------------------------	---	-----------------------------------	----	-----------------------------------

ACCESSORIES

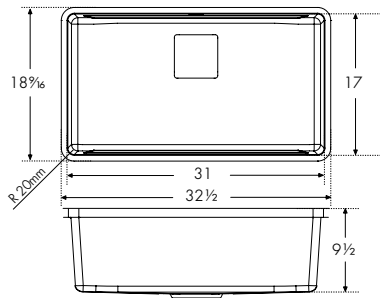
1   Bottom Grid 26¾" x 15⅜" Stainless PT28-36S \$200	2   Bottom Grid 29⅜" x 15⅜" Stainless PT31-36S \$215	3   Shelf Grid 14" x 16¼" Stainless PT14-31S \$170	4   Cutting Board 10⅞" x 18½" Tempered Glass PT-40S \$250	5   Self Healing Cutting Mat 9⅜" x 14⅞" Silicone SP-40S \$70
6   Cutting Board 11" x 18½" Solid Wood PT-41S \$240	7   Colander 6⅞" x 17⅞" x 2⅞" Stainless PE-70S \$260	8   Universal Roller Mat 18⅞" x 20" Stainless UV-36RM \$200	9   Strainer Basket Chrome 1145 \$70 Satin Nickel 1145SN \$100	10   Drain Cover Stainless PKGCVR \$105 (One included with each bowl)

PTX110-31-WKC \$2,150



SPECIFICATIONS

Interior Dimensions: 31" x 17" x 9½"  
Exterior Dimensions: 32½" x 18⅝"  
Minimum Cabinet Size: 36"  
Gauge: 18  
Weight: 38 lbs.  
Sound Dampening: Sound Pad & Spray Coat  
Stainless Finish: Silk  
Integral Franke Ledge System  
Corner Radius: 20mm  
Installation: Undermount with 3mm Reveal



ACCESSORIES

1	Bottom Grid PT31-36S Included	2	Shelf Grid PT14-31S Included	3	Cutting Board PT-41S Included	4	Colander PE-70S Included	5	Strainer Basket 1145 Included	6	Drain Cover PKGCVR Included	7	Cutting Board PT-40S Optional	8	Self Healing Cutting Mat SP-40S Optional	9	Universal Roller Mat UV-36RM Optional
---	-------------------------------------	---	------------------------------------	---	-------------------------------------	---	--------------------------------	---	-------------------------------------	---	-----------------------------------	---	-------------------------------------	---	--	---	---

INCLUDED ACCESSORIES

1   Bottom Grid 29⅜" x 15⅜" Stainless PT31-36S \$215	2   Shelf Grid 14" x 16¼" Stainless PT14-31S \$170	3   Cutting Board 11" x 18½" Solid Wood PT-41S \$240	4   Colander 6⅞" x 17⅞" x 2⅞" Stainless PE-70S \$260	5   Strainer Basket Chrome 1145 \$70	6   Drain Cover Stainless PKGCVR \$105

OPTIONAL ACCESSORIES

7   Cutting Board 10⅞" x 18½" Tempered Glass PT-40S \$250	8   Self Healing Cutting Mat 9⅜" x 14⅞" Silicone SP-40S \$70	9   Universal Roller Mat 18⅞" x 20" Stainless UV-36RM \$200



Pescara Stainless

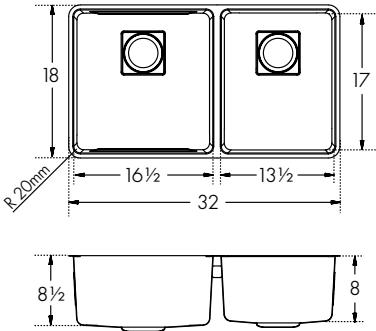
PTX160-31

\$1,700



SPECIFICATIONS

Interior Dimensions: 31" x 17" x 8½" & 8"  
Exterior Dimensions: 32" x 18"  
Minimum Cabinet Size: 36"  
Gauge: 18  
Weight: 20.5 lbs.  
Sound Dampening: Sound Pad & Spray Coat  
Stainless Finish: Pearl  
Integral Franke Ledge System  
Corner Radius: 20mm  
Installation: Undermount with 3mm Reveal




ACCESSORIES

1	Bottom Grid PT14-36S	2	Bottom Grid PT17-36S	4	Shelf Grid PT14-31S	5	Cutting Board PT-40S	6	Self Healing Cutting Mat SP-40S	7	Cutting Board PT-41S	8	Colander PE-70S	9	Universal Roller Mat UV-36RM	10	Strainer Basket 1145 1145SN	11	Drain Cover PKGCVR Included
---	-------------------------	---	-------------------------	---	------------------------	---	-------------------------	---	------------------------------------	---	-------------------------	---	--------------------	---	---------------------------------	----	-----------------------------------	----	-----------------------------------

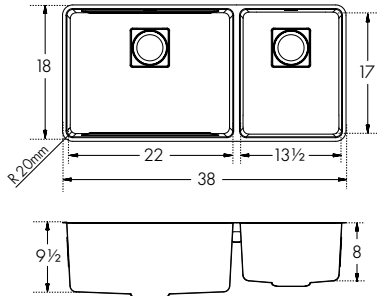
PTX160-37

\$1,760



SPECIFICATIONS

Interior Dimensions: 36½" x 17" x 9½" & 8"  
Exterior Dimensions: 38" x 18"  
Minimum Cabinet Size: 42"  
Gauge: 18  
Weight: 25.4 lbs.  
Sound Dampening: Sound Pad & Spray Coat  
Stainless Finish: Pearl  
Integral Franke Ledge System  
Corner Radius: 20mm  
Installation: Undermount with 3mm Reveal



ACCESSORIES

1	Bottom Grid PT14-36S	3	Bottom Grid PT22-36S	4	Shelf Grid PT14-31S	5	Cutting Board PT-40S	6	Self Healing Cutting Mat SP-40S	7	Cutting Board PT-41S	8	Colander PE-70S	9	Universal Roller Mat UV-36RM	10	Strainer Basket 1145 1145SN	11	Drain Cover PKGCVR Included
---	-------------------------	---	-------------------------	---	------------------------	---	-------------------------	---	------------------------------------	---	-------------------------	---	--------------------	---	---------------------------------	----	-----------------------------------	----	-----------------------------------

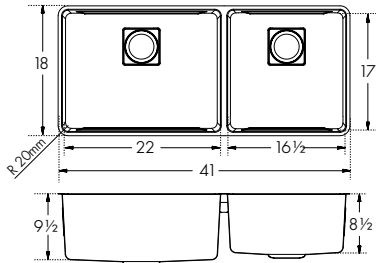
PTX160-40

\$1,870



SPECIFICATIONS

Interior Dimensions: 39½" x 17" x 9½" & 8½"  
Exterior Dimensions: 41" x 18"  
Minimum Cabinet Size: 45"  
Gauge: 18  
Weight: 27.2 lbs.  
Sound Dampening: Sound Pad & Spray Coat  
Stainless Finish: Pearl  
Integral Franke Ledge System  
Corner Radius: 20mm  
Installation: Undermount with 3mm Reveal



ACCESSORIES

1	Bottom Grid PT17-36S	2	Bottom Grid PT22-36S	4	Shelf Grid PT14-31S	5	Cutting Board PT-40S	6	Self Healing Cutting Mat SP-40S	7	Cutting Board PT-41S	8	Colander PE-70S	9	Universal Roller Mat UV-36RM	10	Strainer Basket 1145 1145SN	11	Drain Cover PKGCVR Included
---	-------------------------	---	-------------------------	---	------------------------	---	-------------------------	---	------------------------------------	---	-------------------------	---	--------------------	---	---------------------------------	----	-----------------------------------	----	-----------------------------------


ACCESSORIES



1 | **Bottom Grid**  
12¾" x 15¼"  
Stainless  
PT14-36S  
**\$170**



2 | **Bottom Grid**  
15¾" x 15¼"  
Stainless  
PT17-36S  
**\$170**



3 | **Bottom Grid**  
20¾" x 15¼"  
Stainless  
PT22-36S  
**\$190**



4 | **Shelf Grid**  
14" x 16¼"  
Stainless  
PT14-31S  
**\$170**




5 | **Cutting Board**  
10⅞" x 18½"  
Tempered Glass  
PT-40S  
**\$250**



6 | **Self Healing Cutting Mat**  
9⅞" x 14⅞"  
Silicone  
SP-40S  
**\$70**



7 | **Cutting Board**  
11" x 18½"  
Solid Wood  
PT-41S  
**\$240**



8 | **Colander**  
6⅞" x 17⅝" x 2⅞"  
Stainless  
PE-70S  
**\$260**



9 | **Universal Roller Mat**  
18⅞" x 20"  
Stainless  
UV-36RM  
**\$200**



10 | **Strainer Basket**  
Chrome  
1145  
**\$70**  
  
Satin Nickel  
1145SN  
**\$100**



11 | **Drain Cover**  
Stainless  
PKGCVR  
**\$105**  
(One included with each bowl)

# Orca 2.0

A favorite for generations

The iconic Orca sink is indispensable in the kitchens of home cooks and professional chefs alike. Long recognized for its unique design and functionality, thanks to its integrated ledge system that creates a multi-tiered bowl suitable for food preparation and cleaning.

Delivering the finest in stainless steel quality and design Orca 2.0 is beloved for the performance and durability it offers, the personal style it expresses, and the memories it helps make.



Pictured OR2X110 sink with FF3450 faucet





# Optimize efficiency for a multi-functional space



## Prepping Zone

It is the work center where meals are prepared before being cooked.

- Orca 2.0 cutting board and colander takes care of everyday tasks including chopping, washing, slicing, and peeling directly over the sink
- To increase efficiency, add the shelf grid to create a raised workspace to be closer to the faucet for cleaning and rinsing food
- Your prep zone is not just for prepping but also for access to a waste disposer to dispose of peels and stems from food

## Serving Zone

Orca 2.0 smart kitchen tools turn the sink into a serving area creating an extension of the countertop.

- Orca 2.0 cutting board and shelf grid turn the sink into a perfect serving station without taking up countertop space
- Cutting board doubles as a serving tray or cheese board
- Use the side shelf for the perfect elevated platform for dishes, bowls, or serving trays



# Orca 2.0 Workcenter



OR2X110-WKC

An efficient prep zone in the kitchen is a must, and it is where we spend the majority of the time when fueling our bodies with healthy food and drinks. One way to achieve this is by adding a Franke Orca 2.0 Workcenter to your kitchen. The purpose of the Orca 2.0 Workcenter is to support functions in the kitchen by offering an additional workspace and freeing up counter space.



## Clean-up Zone

With the Orca 2.0 double-tiered design it combines the functions of all three zones into one workcenter

- Turn the shelf grid into a drying rack while still allowing ample bowl space for washing dishes
- Adding a Franke soap dispenser keeps cleaning items together and close to the relevant functions for maximum efficiency
- The extra room of this generously sized sink will make washing larger items easier. Lay a cookie sheet or roasting pan entirely flat on the bottom of the sink for soaking and cleaning

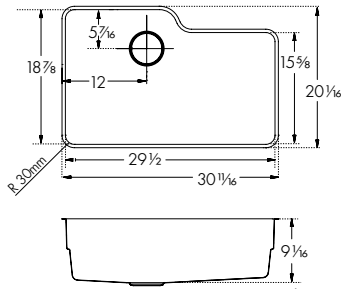
OR2X110

\$1,300



SPECIFICATIONS








Interior Dimensions: 29½" x 18⅞" x 9⅞"  
Exterior Dimensions: 30⅞" x 20⅞"  
Minimum Cabinet Size: 36"  
Gauge: 18  
Weight: 24 lbs.  
Sound Dampening: Sound Pad & Spray Coat  
Stainless Finish: Silk  
Integral Franke Ledge System  
Corner Radius: 30mm  
Installation: Undermount



ACCESSORIES

1	<b>Bottom Grid</b> OC2-36S	2	<b>Shelf Grid Roller Mat</b> OC2-31S-RH	3	<b>Cutting Board</b> OC2-45SP	4	<b>Drain Cover</b> RNDVCVR Included	5	<b>Strainer Basket</b> 1145	6	<b>Wire Basket</b> OC2-50C	7	<b>Inox Cream</b> 903
---	-------------------------------	---	--	---	----------------------------------	---	---	---	--------------------------------	---	-------------------------------	---	--------------------------

ACCESSORIES

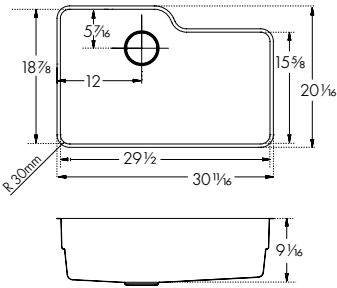
1	 <b>Bottom Grid</b> 27⅞" x 16¾" Stainless OC2-36S <b>\$265</b>	2	 <b>Shelf Grid Roller Mat</b> 10½" x 15⅞" Stainless OC2-31S-RH <b>\$195</b>	3	 <b>Cutting Board</b> 17⅞" x 19⅜" Solid Wood with Stainless Colander OC2-45SP <b>\$405</b>	4	 <b>Drain Cover</b> 4½" Stainless RNDVCVR <b>\$105</b> Included
5	 <b>Strainer Basket</b> Chrome 1145 <b>\$70</b> Satin Nickel 1145SN <b>\$100</b>	6	 <b>Wire Basket</b> 13⅞" x 18½" x 2⅝" Stainless OC2-50C <b>\$195</b>	7	 <b>Inox Cream</b> Stainless Steel Polish 903 <b>\$40</b>		

OR2X110-WKC \$1,950



SPECIFICATIONS


Interior Dimensions: 29½" x 18⅞" x 9⅞"  
Exterior Dimensions: 30⅞" x 20⅞"  
Minimum Cabinet Size: 36"  
Gauge: 18  
Weight: 24 lbs.  
Sound Dampening: Sound Pad & Spray Coat  
Stainless Finish: Silk  
Integral Franke Ledge System  
Corner Radius: 30mm  
Installation: Undermount



ACCESSORIES

1	<b>Bottom Grid</b> OC2-36S Included	2	<b>Shelf Grid Roller Mat</b> OC2-31S-RH Included	3	<b>Cutting Board</b> OC2-45SP Included	4	<b>Drain Cover</b> RNDVCVR Included	5	<b>Strainer Basket</b> 1145 Included	6	<b>Wire Basket</b> OC2-50C Included	7	<b>Inox Cream</b> 903 Optional
---	---	---	--	---	--	---	---	---	--	---	---	---	--------------------------------------

INCLUDED ACCESSORIES

1	 <b>Bottom Grid</b> 27⅞" x 16¾" Stainless OC2-36S <b>\$265</b>	2	 <b>Shelf Grid Roller Mat</b> 10½" x 15⅞" Stainless OC2-31S-RH <b>\$195</b>	3	 <b>Cutting Board</b> 17⅞" x 19⅜" Solid Wood with Stainless Colander OC2-45SP <b>\$405</b>	4	 <b>Drain Cover</b> 4½" Stainless RNDVCVR <b>\$105</b>	5	 <b>Strainer Basket</b> Chrome 1145 <b>\$70</b>	6	 <b>Wire Basket</b> 13⅞" x 18½" x 2⅝" Stainless OC2-50C <b>\$195</b>
---	--	---	---	---	---	---	--	---	--	---	--

OPTIONAL ACCESSORIES

7	 <b>Inox Cream</b> Stainless Steel Polish 903 <b>\$40</b>
---	---





Pictured PRX11021 sink with FF3450 faucet and SD-580N soap dispenser

# Prestige

Classic essential style

If convenience is what you seek, this easy-to-clean, nine-inch deep sink covers all the basics. A classic essential style designed with a deep basin, curved corners, and a Silk finish, resulting in a beautiful sink that is hygienic and easy to maintain.



# Prestige



1

## Sound Dampening

Sound pads and a spray coating absorb and reduce noise.



2

## Hygienic Silk Finish

A glistening surface resulting in a beautiful finish that is hygienic and easy to clean.

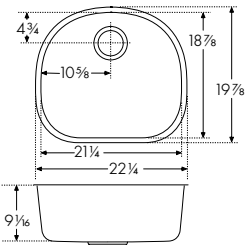


PCX1102109 \$840



### SPECIFICATIONS

Interior Dimensions: 21¼" x 18⅞" x 9⅞"  
Exterior Dimensions: 22¼" x 19⅞"  
Minimum Cabinet Size: 27"  
Gauge: 18  
Weight: 20 lbs.  
Sound Dampening: Sound Pad & Spray Coat  
Stainless Finish: Silk  
Corner Radius: 83mm  
Installation: Undermount



### ACCESSORIES

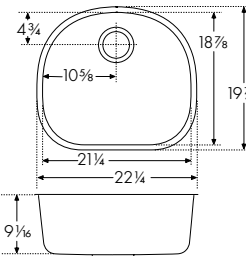
1	Bottom Grid PR-36S	3	All-In Accessory System 1 AIUS100	4	All-In Accessory System 2 AIUS200	5	All-In Accessory System 3 AIUS300	6	Strainer Basket 1145 1145SN	7	Universal Roller Mat UV-36RM
---	-----------------------	---	--------------------------------------	---	--------------------------------------	---	--------------------------------------	---	-----------------------------------	---	---------------------------------

PRX11021 \$965



### SPECIFICATIONS








Interior Dimensions: 21¼" x 18⅞" x 9⅞"  
Exterior Dimensions: 22¼" x 19⅞"  
Minimum Cabinet Size: 27"  
Gauge: 18  
Weight: 20 lbs.  
Sound Dampening: Sound Pad & Spray Coat  
Stainless Finish: Silk  
Integral Franke Ledge System  
Corner Radius: 83mm  
Installation: Undermount



### ACCESSORIES

1	Bottom Grid PR-36S	2	Shelf Grid PR-31S	3	All-In Accessory System 1 AIUS100	4	All-In Accessory System 2 AIUS200	5	All-In Accessory System 3 AIUS300	6	Strainer Basket 1145 1145SN	7	Universal Roller Mat UV-36RM
---	-----------------------	---	----------------------	---	--------------------------------------	---	--------------------------------------	---	--------------------------------------	---	-----------------------------------	---	---------------------------------

### ACCESSORIES

				
1	2	3	4	5
Bottom Grid 18⅜½" x 16⅞" Stainless PR-36S \$190	Shelf Grid 20⅞⅛" x 13⅞⅛" Stainless PR-31S \$190	All-In Accessory System 1 AIUS100 \$250	All-In Accessory System 2 AIUS200 \$300	All-In Accessory System 3 AIUS300 \$350
				
6	7			
Strainer Basket Chrome 1145 \$70 Satin Nickel 1145SN \$100	Universal Roller Mat 18⅞⅛" x 20" Stainless UV-36RM \$200			

Note: All accessories sold separately unless otherwise indicated. Design of custom accessories subject to change without notice. It is absolutely critical that you have the sink and any custom sink accessories on site prior to any cut or modification to the countertop. Franke will not be responsible for any errors in countertop preparation and sink installation.





Pictured RGX160 sink with FF3180 faucet and AIUS200 accessories

# Regatta

Double the function

The innovative design of the Regatta offers large bowls while remaining space conscious. A final Silk finish after production creates a sleek glistening surface, resulting in a beautiful finish that is hygienic and easy to clean.



# Regatta



1

### Rear Drain

Maximizes the usable bottom surface of the bowl while also creating extra cabinet space beneath the sink.



2

### Multiple Bowl

A multiple bowl sink provides convenience so you can stack dishes in one sink while prepping in the other.

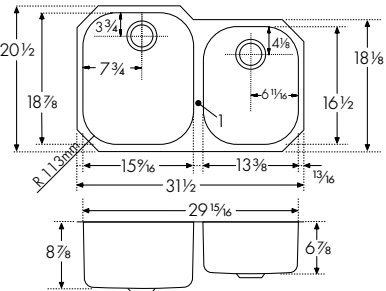


RGX160 \$1,200



#### SPECIFICATIONS

Interior Dimensions: 29<sup>15</sup>/<sub>16</sub>" x 18<sup>7</sup>/<sub>8</sub>" x 8<sup>7</sup>/<sub>8</sub>" & 6<sup>7</sup>/<sub>8</sub>"  
Exterior Dimensions: 31<sup>1</sup>/<sub>2</sub>" x 20<sup>1</sup>/<sub>2</sub>"  
Minimum Cabinet Size: 36"  
Gauge: 18  
Weight: 24 lbs.  
Sound Dampening: Sound Pad & Spray Coat  
Stainless Finish: Silk  
Corner Radius: 113mm  
Installation: Undermount



#### ACCESSORIES

1	Bottom Grid RG-36S	2	Bottom Grid RG-36S-RH	3	Small Drain Basket CP-50C	4	All-In Accessory System 1 AIUS100	5	All-In Accessory System 2 AIUS200	6	All-In Accessory System 3 AIUS300	7	Strainer Basket 1145 1145SN
---	-----------------------	---	--------------------------	---	------------------------------	---	--------------------------------------	---	--------------------------------------	---	--------------------------------------	---	-----------------------------------

#### ACCESSORIES



1 **Bottom Grid**  
13" x 16<sup>5</sup>/<sub>8</sub>"  
Stainless  
RG-36S  
**\$190**



2 **Bottom Grid**  
11<sup>1</sup>/<sub>2</sub>" x 14<sup>1</sup>/<sub>4</sub>"  
Stainless  
RG-36S-RH  
**\$190**



3 **Small Drain Basket**  
15<sup>3</sup>/<sub>8</sub>" x 12<sup>1</sup>/<sub>2</sub>"  
Coated Stainless  
CP-50C  
**\$320**



4 **All-In Accessory System 1**  
AIUS100  
**\$250**



5 **All-In Accessory System 2**  
AIUS200  
**\$300**



6 **All-In Accessory System 3**  
AIUS300  
**\$350**



7 **Strainer Basket**  
Chrome  
1145  
**\$70**  
  
Satin Nickel  
1145SN  
**\$100**





Pictured CUX11030 sink with FFT3350 faucet

# Cube

Highly practical kitchen solution

With something to suit every home, the Cube is available in a wide range of sizes and bowl configurations. The Cube sink collection paired with the All-In accessory kits are an ideal marriage of design and functionality and they address a high-level segment of kitchen lovers with a minimalist approach.



# Cube

1

## Optimal Radius Design

The 12mm radius of the sink is simple and contemporary and is easy to clean.

2

## Deep Capacity Bowl

A sizeable deep bowl makes it easy to clean cookware items and minimizes splashing, offering the form and function you expect from your sink.

3

## Efficient Drain

The pitched bottom creates efficient draining and the rear drain placement provides additional storage below the sink.

4

## Pearl Finish

A durable, resilient finish that will stand up to heavy everyday use.



**Inox Cream 903**  
Inox Cream is a specially formulated product ideal for cleaning stainless steel sinks from FRANKE.





# Everything plus a sink

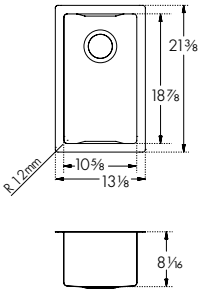
Today the most important kitchen accessories become part of the sink and accessible all the time. The Culinary Center prep sink and accessories can be used with any Cube sink to create a unique kitchen solution for people who demand efficiency and optimum use of space.



CUX11010-W    \$2,260

SPECIFICATIONS

Interior Dimensions: 10<sup>5</sup>/<sub>8</sub>" x 18<sup>7</sup>/<sub>8</sub>" x 8<sup>1</sup>/<sub>2</sub>"  
 Exterior Dimensions: 13<sup>1</sup>/<sub>8</sub>" x 21<sup>3</sup>/<sub>8</sub>"  
 Minimum Cabinet Size: 18"  
 Gauge: 19  
 Weight: 19 lbs.  
 Sound Dampening: Sound Pad  
 Stainless Finish: Diamond  
 Corner Radius: 12mm  
 Installation: Undermount with 1/2" Reveal



INCLUDES



**Cube Prep Sink**  
 13<sup>1</sup>/<sub>8</sub>" x 21<sup>3</sup>/<sub>8</sub>"  
 Stainless  
 CUX11010-W



**Cutting Board**  
 7<sup>1</sup>/<sub>8</sub>" x 16<sup>1</sup>/<sub>8</sub>"  
 Walnut  
 CU-40S



**Cutting Board**  
 7<sup>1</sup>/<sub>8</sub>" x 16<sup>1</sup>/<sub>8</sub>"  
 Black Plastic  
 CU-40P



**Cutting Mat**  
 11<sup>1</sup>/<sub>4</sub>" x 17<sup>3</sup>/<sub>4</sub>"  
 Silicone  
 SP-40S



**Glass Cover/  
 Cutting Board**  
 11<sup>1</sup>/<sub>2</sub>" x 19<sup>3</sup>/<sub>4</sub>"  
 Black Glass  
 CU-GC



**Knife Holder+  
 Cutting Board**  
 7<sup>1</sup>/<sub>8</sub>" x 16<sup>1</sup>/<sub>8</sub>"  
 Walnut  
 CU-40K



**Knife Set**  
 Set of 3  
 Black  
 CU-KS



**Colander**  
 6<sup>3</sup>/<sub>8</sub>" x 16<sup>7</sup>/<sub>8</sub>" x 2<sup>1</sup>/<sub>8</sub>"  
 Stainless  
 CUW-70S



**Wire Rack**  
 11" x 18<sup>3</sup>/<sub>4</sub>"  
 Stainless  
 CU-WR



**Frame Cover**  
 10<sup>1</sup>/<sub>2</sub>" x 18<sup>3</sup>/<sub>8</sub>"  
 Stainless Finish  
 CU-FC



# Cube All-In Workcenter



Pictured CUX11030-WKC sink with FF3325BSS faucet and AIUS300 accessories

## Create the perfect workflow

Cube ALL-IN workcenter supports your entire food preparation creating your own modular, innovative and design oriented workstation.



### Telescopic Bridge

Featuring extendable stainless steel rails with durable handles that will adjust to fit the bowl.



### Large Bamboo Chopping Board

With feet built into its underside, the bamboo board can be positioned on the counter top or securely fitted into the bridge.



### Large Colander

Made from Sanitized® material, the large colander is perfect for draining pasta or collecting peelings when preparing fruit or vegetables, or as a drainer for cutlery and utensils.



### Small Colander

Made from Sanitized® material, the small colander is perfect for small fruits or vegetables.




### Small Bowl

The Sanitized® small bowl can be used for collecting prepared ingredients and storing them in the fridge.



### Bamboo Bowl Lid

Placed securely on top of the small bowl, the bamboo lid can help to keep food fresh.



### Foldable Silicone Mat

The inclined surface makes this the perfect drying mat, channeling water into the sink. The heat-resistant mat can be used as a trivet for hot cookware.



### Storage Container

The soft touch storage container easily holds all the accessories and allows you to store everything neatly.





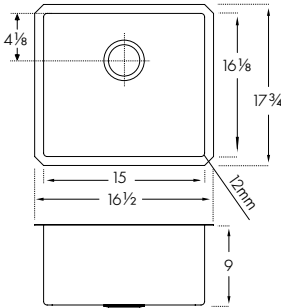
Cube Stainless

CUX11015 \$765



SPECIFICATIONS

Interior Dimensions: 15" x 16<sup>1</sup>/<sub>8</sub>" x 9"  
Exterior Dimensions: 16<sup>1</sup>/<sub>2</sub>" x 17<sup>3</sup>/<sub>4</sub>"  
Minimum Cabinet Size: 21"  
Gauge: 18  
Weight: 13 lbs.  
Sound Dampening: Sound Pad & Spray Coat  
Stainless Finish: Pearl  
Corner Radius: 12mm  
Installation: Undermount



ACCESSORIES

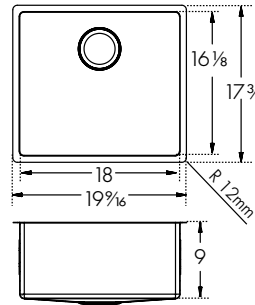
1	Bottom Grid CU15-36S	6	All-In Accessory System 1 AIUS100	7	All-In Accessory System 2 AIUS200	8	All-In Accessory System 3 AIUS300	9	Strainer Basket 1145 1145SN	10	Inox Cream 903
---	-------------------------	---	--------------------------------------	---	--------------------------------------	---	--------------------------------------	---	-----------------------------------	----	-------------------

CUX11019 \$810



SPECIFICATIONS

Interior Dimensions: 18" x 16<sup>1</sup>/<sub>8</sub>" x 9"  
Exterior Dimensions: 19<sup>1</sup>/<sub>16</sub>" x 17<sup>3</sup>/<sub>4</sub>"  
Minimum Cabinet Size: 24"  
Gauge: 18  
Weight: 23 lbs.  
Sound Dampening: Sound Pad & Spray Coat  
Stainless Finish: Pearl  
Corner Radius: 12mm  
Installation: Undermount



ACCESSORIES

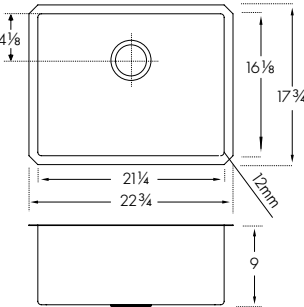
2	Bottom Grid CU19-36S	6	All-In Accessory System 1 AIUS100	7	All-In Accessory System 2 AIUS200	8	All-In Accessory System 3 AIUS300	9	Strainer Basket 1145 1145SN	10	Inox Cream 903
---	-------------------------	---	--------------------------------------	---	--------------------------------------	---	--------------------------------------	---	-----------------------------------	----	-------------------

CUX11021 \$895



SPECIFICATIONS

Interior Dimensions: 21<sup>1</sup>/<sub>4</sub>" x 16<sup>1</sup>/<sub>8</sub>" x 9"  
Exterior Dimensions: 22<sup>3</sup>/<sub>4</sub>" x 17<sup>3</sup>/<sub>4</sub>"  
Minimum Cabinet Size: 27"  
Gauge: 18  
Weight: 16 lbs.  
Sound Dampening: Sound Pad & Spray Coat  
Stainless Finish: Pearl  
Corner Radius: 12mm  
Installation: Undermount



ACCESSORIES

3	Bottom Grid CU21-36S	6	All-In Accessory System 1 AIUS100	7	All-In Accessory System 2 AIUS200	8	All-In Accessory System 3 AIUS300	9	Strainer Basket 1145 1145SN	10	Inox Cream 903
---	-------------------------	---	--------------------------------------	---	--------------------------------------	---	--------------------------------------	---	-----------------------------------	----	-------------------

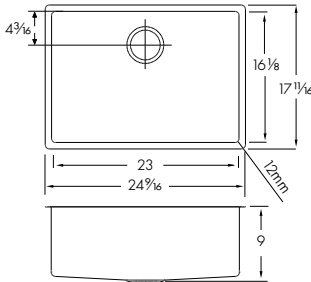
Cube Stainless

CUX11023 \$930



SPECIFICATIONS

Interior Dimensions: 23" x 16<sup>1</sup>/<sub>8</sub>" x 9"  
Exterior Dimensions: 24<sup>3</sup>/<sub>16</sub>" x 17<sup>1</sup>/<sub>16</sub>"  
Minimum Cabinet Size: 30"  
Gauge: 18  
Weight: 17 lbs.  
Sound Dampening: Sound Pad & Spray Coat  
Stainless Finish: Pearl  
Corner Radius: 12mm  
Installation: Undermount



ACCESSORIES

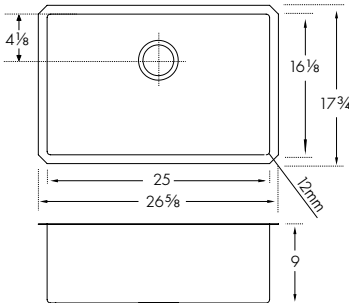
4	Bottom Grid CU23-36S	6	All-In Accessory System 1 AIUS100	7	All-In Accessory System 2 AIUS200	8	All-In Accessory System 3 AIUS300	9	Strainer Basket 1145 1145SN	10	Inox Cream 903
---	-------------------------	---	--------------------------------------	---	--------------------------------------	---	--------------------------------------	---	-----------------------------------	----	-------------------

CUX11025 \$965



SPECIFICATIONS

Interior Dimensions: 25" x 16<sup>1</sup>/<sub>8</sub>" x 9"  
Exterior Dimensions: 26<sup>5</sup>/<sub>8</sub>" x 17<sup>3</sup>/<sub>4</sub>"  
Minimum Cabinet Size: 30"  
Gauge: 18  
Weight: 18 lbs.  
Sound Dampening: Sound Pad & Spray Coat  
Stainless Finish: Pearl  
Corner Radius: 12mm  
Installation: Undermount



ACCESSORIES

5	Bottom Grid CU25-36S	6	All-In Accessory System 1 AIUS100	7	All-In Accessory System 2 AIUS200	8	All-In Accessory System 3 AIUS300	9	Strainer Basket 1145 1145SN	10	Inox Cream 903
---	-------------------------	---	--------------------------------------	---	--------------------------------------	---	--------------------------------------	---	-----------------------------------	----	-------------------

ACCESSORIES

1   Bottom Grid 13 <sup>3</sup> / <sub>4</sub> " x 15 <sup>3</sup> / <sub>8</sub> " Stainless CU15-36S \$155	2   Bottom Grid 17 <sup>1</sup> / <sub>32</sub> " x 15 <sup>1</sup> / <sub>2</sub> " Stainless CU19-36S \$160	3   Bottom Grid 20 <sup>3</sup> / <sub>16</sub> " x 15 <sup>3</sup> / <sub>8</sub> " Stainless CU21-36S \$170	4   Bottom Grid 22 <sup>1</sup> / <sub>2</sub> " x 15 <sup>3</sup> / <sub>8</sub> " Stainless CU23-36S \$170	5   Bottom Grid 24 <sup>7</sup> / <sub>32</sub> " x 15 <sup>3</sup> / <sub>8</sub> " Stainless CU25-36S \$190
6   All-In Accessory System 1 AIUS100 \$250	7   All-In Accessory System 2 AIUS200 \$300	8   All-In Accessory System 3 AIUS300 \$350	9   Strainer Basket Chrome 1145 \$70  Satin Nickel 1145SN \$100	10   Inox Cream Stainless Steel Polish 903 \$40

Cube Stainless

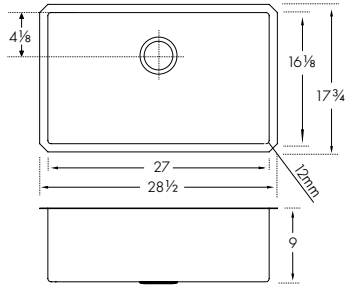
CUX11027

\$1,030



SPECIFICATIONS

Interior Dimensions: 27" x 16<sup>1</sup>/<sub>8</sub>" x 9"  
Exterior Dimensions: 28<sup>1</sup>/<sub>2</sub>" x 17<sup>3</sup>/<sub>4</sub>"  
Minimum Cabinet Size: 33"  
Gauge: 18  
Weight: 19 lbs.  
Sound Dampening: Sound Pad & Spray Coat  
Stainless Finish: Pearl  
Corner Radius: 12mm  
Installation: Undermount



ACCESSORIES

- |                                    |   |   |   |  |                              |
|------------------------------------|---|---|---|--|------------------------------|
| 1   <b>Bottom Grid</b><br>CU27-36S | 3   <b>All-In Accessory System 1</b><br>AIUS100 | 4   <b>All-In Accessory System 2</b><br>AIUS200 | 5   <b>All-In Accessory System 3</b><br>AIUS300 | 6   <b>Strainer Basket</b><br>1145<br>1145SN | 7   <b>Inox Cream</b><br>903 |
|------------------------------------|---|---|---|--|------------------------------|

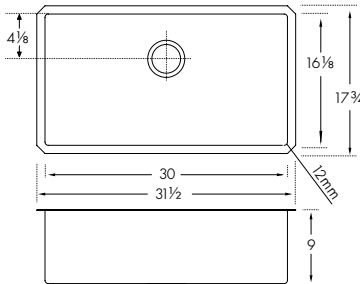
CUX11030

\$1,150



SPECIFICATIONS

Interior Dimensions: 30" x 16<sup>1</sup>/<sub>8</sub>" x 9"  
Exterior Dimensions: 31<sup>1</sup>/<sub>2</sub>" x 17<sup>3</sup>/<sub>4</sub>"  
Minimum Cabinet Size: 36"  
Gauge: 18  
Weight: 21 lbs.  
Sound Dampening: Sound Pad & Spray Coat  
Stainless Finish: Pearl  
Corner Radius: 12mm  
Installation: Undermount



ACCESSORIES

- |                                    |   |   |   |  |                              |
|------------------------------------|---|---|---|--|------------------------------|
| 2   <b>Bottom Grid</b><br>CU30-36S | 3   <b>All-In Accessory System 1</b><br>AIUS100 | 4   <b>All-In Accessory System 2</b><br>AIUS200 | 5   <b>All-In Accessory System 3</b><br>AIUS300 | 6   <b>Strainer Basket</b><br>1145<br>1145SN | 7   <b>Inox Cream</b><br>903 |
|------------------------------------|---|---|---|--|------------------------------|

ACCESSORIES

- |   |   |  |  |  |
|---|---|--|--|--|
| 1   <b>Bottom Grid</b><br>26 <sup>3</sup> / <sub>8</sub> " x 15 <sup>3</sup> / <sub>8</sub> "<br>Stainless<br>CU27-36S<br>\$190 | 2   <b>Bottom Grid</b><br>29 <sup>1</sup> / <sub>4</sub> " x 15 <sup>3</sup> / <sub>8</sub> "<br>Stainless<br>CU30-36S<br>\$200 | 3   <b>All-In Accessory System 1</b><br>AIUS100<br>\$250 | 4   <b>All-In Accessory System 2</b><br>AIUS200<br>\$300 | 5   <b>All-In Accessory System 3</b><br>AIUS300<br>\$350 |
| 6   <b>Strainer Basket</b><br>Chrome<br>1145<br>\$70<br>Satin Nickel<br>1145SN<br>\$100   | 7   <b>Inox Cream</b><br>Stainless<br>Steel Polish<br>903<br>\$40   |  |  |  |

Cube Stainless

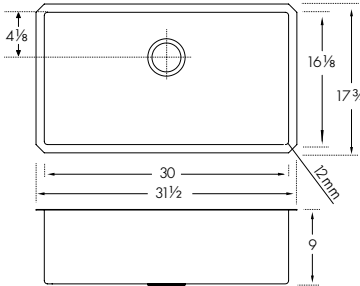
CUX11030-WKC

\$1,700



SPECIFICATIONS

Interior Dimensions: 30" x 16<sup>1</sup>/<sub>8</sub>" x 9"  
Exterior Dimensions: 31<sup>1</sup>/<sub>2</sub>" x 17<sup>3</sup>/<sub>4</sub>"  
Minimum Cabinet Size: 36"  
Gauge: 18  
Weight: 21 lbs.  
Sound Dampening: Sound Pad & Spray Coat  
Stainless Finish: Pearl  
Corner Radius: 12mm  
Installation: Undermount



ACCESSORIES

- |  |   |  |
|--|---|--|
| 1   <b>Bottom Grid</b><br>CU30-36S<br>Included | 2   <b>All-In Accessory System 3</b><br>AIUS300<br>Included | 3   <b>Strainer Basket</b><br>1145<br>Included |
|--|---|--|

INCLUDED ACCESSORIES



- 1 | **Bottom Grid**  
29<sup>1</sup>/<sub>4</sub>" x 15<sup>3</sup>/<sub>8</sub>"  
Stainless  
CU30-36S  
\$200



- 3 | **Strainer Basket**  
Chrome  
1145  
\$70


AIUS300 ACCESSORY SYSTEM 3 INCLUDES:



- 2 | **Telescopic Bridge**  
7" x expands to 24"  
Stainless



- 2 | **Large Bamboo Chopping Board**  
8" x 13"  
Bamboo



- 2 | **Large Colander**  
7" x 12" x 3<sup>3</sup>/<sub>4</sub>"  
Sanitized® Polymer



- 2 | **Small Colander**  
7" x 7" x 3<sup>3</sup>/<sub>4</sub>"  
Sanitized® Polymer



- 2 | **Small Bowl**  
7" x 7" x 3<sup>3</sup>/<sub>4</sub>"  
Sanitized® Polymer



- 2 | **Bamboo Bowl Lid**  
7" x 7"  
Bamboo



- 2 | **Silicone Mat**  
14" x 16"



- 2 | **Storage Container**  
11" x 21"  
Polymer



Cube Stainless

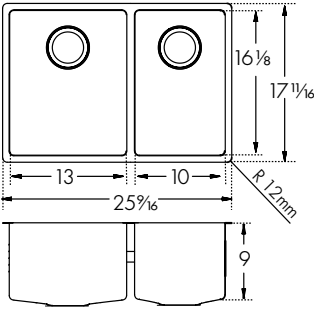
CUX16024

\$1,030



SPECIFICATIONS

Interior Dimensions: 23<sup>7</sup>/<sub>8</sub>" x 16<sup>1</sup>/<sub>8</sub>" x 9"  
Exterior Dimensions: 25<sup>9</sup>/<sub>16</sub>" x 17<sup>1</sup>/<sub>16</sub>"  
Minimum Cabinet Size: 30"  
Gauge: 18  
Weight: 22.6 lbs.  
Sound Dampening: Sound Pad & Spray Coat  
Stainless Finish: Pearl  
Corner Radius: 12mm  
Installation: Undermount



ACCESSORIES

1	Bottom Grid CU10-36S	2	Bottom Grid CU13-36S	7	All-In Accessory System 1 AIUS100	8	All-In Accessory System 2 AIUS200	9	All-In Accessory System 3 AIUS300	10	Strainer Basket 1145 1145SN	11	Inox Cream 903
---	-------------------------	---	-------------------------	---	--------------------------------------	---	--------------------------------------	---	--------------------------------------	----	-----------------------------------	----	-------------------

Cube Stainless

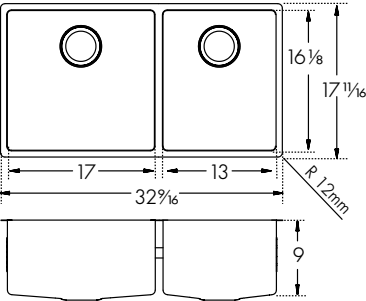
CUX16032

\$1,325



SPECIFICATIONS

Interior Dimensions: 30<sup>7</sup>/<sub>8</sub>" x 16<sup>1</sup>/<sub>8</sub>" x 9"  
Exterior Dimensions: 32<sup>9</sup>/<sub>16</sub>" x 17<sup>1</sup>/<sub>16</sub>"  
Minimum Cabinet Size: 36"  
Gauge: 18  
Weight: 26.8 lbs.  
Sound Dampening: Sound Pad & Spray Coat  
Stainless Finish: Pearl  
Corner Radius: 12mm  
Installation: Undermount



ACCESSORIES

2	Bottom Grid CU13-36S	6	Bottom Grid CU17-36S	7	All-In Accessory System 1 AIUS100	8	All-In Accessory System 2 AIUS200	9	All-In Accessory System 3 AIUS300	10	Strainer Basket 1145 1145SN	11	Inox Cream 903
---	-------------------------	---	-------------------------	---	--------------------------------------	---	--------------------------------------	---	--------------------------------------	----	-----------------------------------	----	-------------------

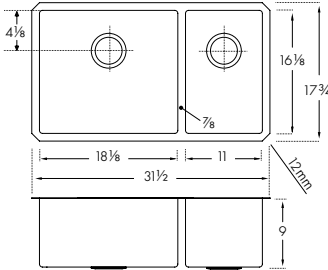
CUX160

\$1,275



SPECIFICATIONS

Interior Dimensions: 30" x 16<sup>1</sup>/<sub>8</sub>" x 9"  
Exterior Dimensions: 31<sup>1</sup>/<sub>2</sub>" x 17<sup>3</sup>/<sub>4</sub>"  
Minimum Cabinet Size: 36"  
Gauge: 18  
Weight: 24 lbs.  
Sound Dampening: Sound Pad & Spray Coat  
Stainless Finish: Pearl  
Corner Radius: 12mm  
Installation: Undermount



ACCESSORIES

3	Bottom Grid CU11-36S	4	Bottom Grid CU18-36S	7	All-In Accessory System 1 AIUS100	8	All-In Accessory System 2 AIUS200	9	All-In Accessory System 3 AIUS300	10	Strainer Basket 1145 1145SN	11	Inox Cream 903
---	-------------------------	---	-------------------------	---	--------------------------------------	---	--------------------------------------	---	--------------------------------------	----	-----------------------------------	----	-------------------

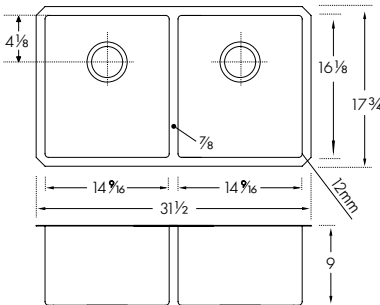
CUX120

\$1,275



SPECIFICATIONS












Interior Dimensions: 30" x 16<sup>1</sup>/<sub>8</sub>" x 9"  
Exterior Dimensions: 31<sup>1</sup>/<sub>2</sub>" x 17<sup>3</sup>/<sub>4</sub>"  
Minimum Cabinet Size: 36"  
Gauge: 18  
Weight: 24 lbs.  
Sound Dampening: Sound Pad & Spray Coat  
Stainless Finish: Pearl  
Corner Radius: 12mm  
Installation: Undermount



ACCESSORIES

5	Bottom Grid CU15-36S	7	All-In Accessory System 1 AIUS100	8	All-In Accessory System 2 AIUS200	9	All-In Accessory System 3 AIUS300	10	Strainer Basket 1145 1145SN	11	Inox Cream 903
---	-------------------------	---	--------------------------------------	---	--------------------------------------	---	--------------------------------------	----	-----------------------------------	----	-------------------

ACCESSORIES

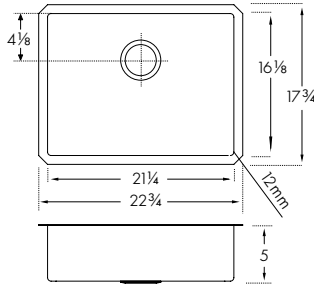
					
1   Bottom Grid 23 <sup>1</sup> / <sub>4</sub> " x 15 <sup>1</sup> / <sub>2</sub> " Stainless CU10-36S \$130	2   Bottom Grid 11 <sup>15</sup> / <sub>16</sub> " x 15 <sup>1</sup> / <sub>2</sub> " Stainless CU13-36S \$145	3   Bottom Grid 10 <sup>1</sup> / <sub>4</sub> " x 15 <sup>5</sup> / <sub>8</sub> " Stainless CU11-36S \$145	4   Bottom Grid 17 <sup>1</sup> / <sub>16</sub> " x 15 <sup>5</sup> / <sub>8</sub> " Stainless CU18-36S \$170	5   Bottom Grid 13 <sup>3</sup> / <sub>4</sub> " x 15 <sup>5</sup> / <sub>8</sub> " Stainless CU15-36S \$155	6   Bottom Grid 16 <sup>7</sup> / <sub>32</sub> " x 15 <sup>1</sup> / <sub>2</sub> " Stainless CU17-36S \$155
					
7   All-In Accessory System 1 AIUS100 \$250	8   All-In Accessory System 2 AIUS200 \$300	9   All-In Accessory System 3 AIUS300 \$350	10   Strainer Basket Chrome 1145 \$70 Satin Nickel 1145SN \$100	11   Inox Cream Stainless Steel Polish 903 \$40	

CUX11021-ADA \$895



SPECIFICATIONS

Interior Dimensions: 21¼" x 16⅞" x 5"  
Exterior Dimensions: 22¾" x 17¾"  
Minimum Cabinet Size: 27"  
Gauge: 18  
Weight: 16 lbs.  
Sound Dampening: Sound Pad  
Stainless Finish: Pearl  
Corner Radius: 12mm  
Installation: Undermount  
ADA Compliant



ACCESSORIES

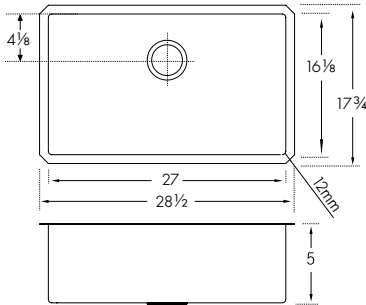
1	Bottom Grid CU21-36S	3	All-In Accessory System 1 AIUS100	4	All-In Accessory System 2 AIUS200	5	All-In Accessory System 3 AIUS300	6	Strainer Basket 1145 1145SN	7	Inox Cream 903
---	-------------------------	---	--------------------------------------	---	--------------------------------------	---	--------------------------------------	---	-----------------------------------	---	-------------------

CUX11027-ADA \$1,030



SPECIFICATIONS

Interior Dimensions: 27" x 16⅞" x 5"  
Exterior Dimensions: 28½" x 17¾"  
Minimum Cabinet Size: 33"  
Gauge: 18  
Weight: 19 lbs.  
Sound Dampening: Sound Pad  
Stainless Finish: Pearl  
Corner Radius: 12mm  
Installation: Undermount  
ADA Compliant



ACCESSORIES

2	Bottom Grid CU27-36S	3	All-In Accessory System 1 AIUS100	4	All-In Accessory System 2 AIUS200	5	All-In Accessory System 3 AIUS300	6	Strainer Basket 1145 1145SN	7	Inox Cream 903
---	-------------------------	---	--------------------------------------	---	--------------------------------------	---	--------------------------------------	---	-----------------------------------	---	-------------------

ACCESSORIES



1 | **Bottom Grid**  
20⅞" x 15⅞"  
Stainless  
CU21-36S  
**\$170**



2 | **Bottom Grid**  
26⅞" x 15⅞"  
Stainless  
CU27-36S  
**\$190**



3 | **All-In Accessory System 1**  
AIUS100  
**\$250**



4 | **All-In Accessory System 2**  
AIUS200  
**\$300**



5 | **All-In Accessory System 3**  
AIUS300  
**\$350**



6 | **Strainer Basket**  
Chrome  
1145  
**\$70**  
  
Satin Nickel  
1145SN  
**\$100**



7 | **Inox Cream**  
Stainless  
Steel Polish  
903  
**\$40**

PERFECT TOGETHER

Cube Faucets

For the complete CUBE Faucet Collection see page 248.



FFPD3350



FF3352



FFT3350



FFP3350

ADA Compliant: Product is compliant with the American Disabilities Act when properly installed.

Note: All accessories sold separately unless otherwise indicated. Design of custom accessories subject to change without notice. It is absolutely critical that you have the sink and any custom sink accessories on site prior to any cut or modification to the countertop. Franke will not be responsible for any errors in countertop preparation and sink installation.

Note: All accessories sold separately unless otherwise indicated. Design of custom accessories subject to change without notice. It is absolutely critical that you have the sink and any custom sink accessories on site prior to any cut or modification to the countertop. Franke will not be responsible for any errors in countertop preparation and sink installation.





Pictured GDY11023 sink with FF4700 faucet and AIUS100 accessories

# Grande

Generously proportioned

While providing the functionality of a large surface and the convenience of wide corners, the Grande series will meet your everyday kitchen needs. These design elements provide a unique collaboration of utility and ease of cleaning.



# Grande



**Inox Cream 903**  
Inox Cream is a specially formulated product ideal for cleaning stainless steel sinks from FRANKE.



1

### Commercial Grade Stainless Steel

18 gauge stainless steel, naturally hygienic and easy to clean.



2

### Sound Dampening System

Sound dampening pads and spray coat reduce excess noise from running water and disposal vibration.



3

### Deep Bowls

Maximizing sink capacity with deep bowls to give the sink space needed to complete tasks with ease.



4

### Rear Drain

Maximizes the usable bottom surface of the bowl while also creating extra cabinet space beneath the sink.

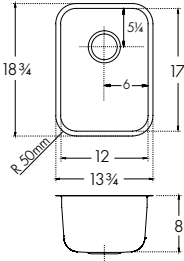


GDX11012 \$675



SPECIFICATIONS

Interior Dimensions: 12" x 17" x 8"  
Exterior Dimensions: 13¾" x 18¾"  
Minimum Cabinet Size: 18"  
Gauge: 18  
Weight: 12 lbs.  
Sound Dampening: Sound Pad & Spray Coat  
Stainless Finish: Silk  
Corner Radius: 50mm  
Installation: Undermount



ACCESSORIES

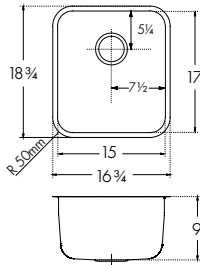
1	Bottom Grid GD12-36S	6	All-In Accessory System 1 AIUS100	7	All-In Accessory System 2 AIUS200	8	All-In Accessory System 3 AIUS300	9	Strainer Basket 1145 1145SN	10	Inox Cream 903
---	-------------------------	---	--------------------------------------	---	--------------------------------------	---	--------------------------------------	---	-----------------------------------	----	-------------------

GDX11015 \$725



SPECIFICATIONS

Interior Dimensions: 15" x 17" x 9"  
Exterior Dimensions: 16¾" x 18¾"  
Minimum Cabinet Size: 21"  
Gauge: 18  
Weight: 15 lbs.  
Sound Dampening: Sound Pad & Spray Coat  
Stainless Finish: Silk  
Corner Radius: 50mm  
Installation: Undermount



ACCESSORIES

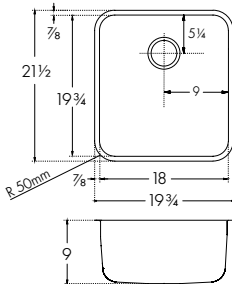
2	Bottom Grid GD15-36S	6	All-In Accessory System 1 AIUS100	7	All-In Accessory System 2 AIUS200	8	All-In Accessory System 3 AIUS300	9	Strainer Basket 1145 1145SN	10	Inox Cream 903
---	-------------------------	---	--------------------------------------	---	--------------------------------------	---	--------------------------------------	---	-----------------------------------	----	-------------------

GDX11018 \$840



SPECIFICATIONS

Interior Dimensions: 18" x 19¾" x 9"  
Exterior Dimensions: 19¾" x 21½"  
Minimum Cabinet Size: 24"  
Gauge: 18  
Weight: 17 lbs.  
Sound Dampening: Sound Pad & Spray Coat  
Stainless Finish: Silk  
Corner Radius: 50mm  
Installation: Undermount



ACCESSORIES

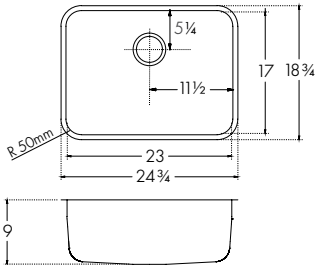
3	Bottom Grid GD18-36S	6	All-In Accessory System 1 AIUS100	7	All-In Accessory System 2 AIUS200	8	All-In Accessory System 3 AIUS300	9	Strainer Basket 1145 1145SN	10	Inox Cream 903
---	-------------------------	---	--------------------------------------	---	--------------------------------------	---	--------------------------------------	---	-----------------------------------	----	-------------------

GDX11023 \$930



SPECIFICATIONS

Interior Dimensions: 23" x 17" x 9"  
Exterior Dimensions: 24¾" x 18¾"  
Minimum Cabinet Size: 30"  
Gauge: 18  
Weight: 21 lbs.  
Sound Dampening: Sound Pad & Spray Coat  
Stainless Finish: Silk  
Corner Radius: 50mm  
Installation: Undermount



ACCESSORIES

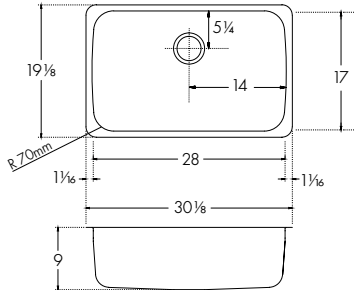
4	Bottom Grid GD23-36S	6	All-In Accessory System 1 AIUS100	7	All-In Accessory System 2 AIUS200	8	All-In Accessory System 3 AIUS300	9	Strainer Basket 1145 1145SN	10	Inox Cream 903
---	-------------------------	---	--------------------------------------	---	--------------------------------------	---	--------------------------------------	---	-----------------------------------	----	-------------------

GDX11028 \$985



SPECIFICATIONS

Interior Dimensions: 28" x 17" x 9"  
Exterior Dimensions: 30⅞" x 19⅞"  
Minimum Cabinet Size: 36"  
Gauge: 18  
Weight: 25 lbs.  
Sound Dampening: Sound Pad & Spray Coat  
Stainless Finish: Silk  
Corner Radius: 70mm  
Installation: Undermount



ACCESSORIES

5	Bottom Grid GD28-36S	6	All-In Accessory System 1 AIUS100	7	All-In Accessory System 2 AIUS200	8	All-In Accessory System 3 AIUS300	9	Strainer Basket 1145 1145SN	10	Inox Cream 903
---	-------------------------	---	--------------------------------------	---	--------------------------------------	---	--------------------------------------	---	-----------------------------------	----	-------------------

ACCESSORIES

1   Bottom Grid 10½" x 15½" Stainless GD12-36S \$155	2   Bottom Grid 13¾" x 15½" Stainless GD15-36S \$170	3   Bottom Grid 16½" x 18¼" Stainless GD18-36S \$190	4   Bottom Grid 21½" x 15½" Stainless GD23-36S \$200	5   Bottom Grid 25⅞" x 15⅞" Stainless GD28-36S \$240
6   All-In Accessory System 1 AIUS100 \$250	7   All-In Accessory System 2 AIUS200 \$300	8   All-In Accessory System 3 AIUS300 \$350	9   Strainer Basket Chrome 1145 \$70 Satin Nickel 1145SN \$100	10   Inox Cream Stainless Steel Polish 903 \$40

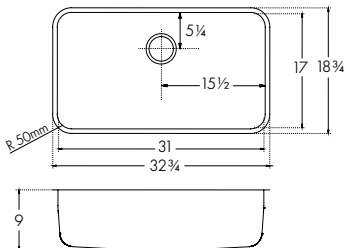
Grande Stainless

GDX11031 \$1,065



SPECIFICATIONS

Interior Dimensions: 31" x 17" x 9"  
Exterior Dimensions: 32¾" x 18¾"  
Minimum Cabinet Size: 36"  
Gauge: 18  
Weight: 28 lbs.  
Sound Dampening: Sound Pad & Spray Coat  
Stainless Finish: Silk  
Corner Radius: 50mm  
Installation: Undermount



ACCESSORIES

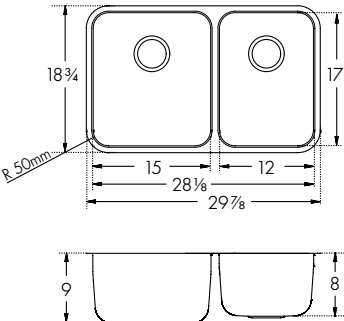
- |                                    |   |   |   |  |                              |
|------------------------------------|---|---|---|--|------------------------------|
| 1   <b>Bottom Grid</b><br>GD31-36S | 4   <b>All-In Accessory System 1</b><br>AIUS100 | 5   <b>All-In Accessory System 2</b><br>AIUS200 | 6   <b>All-In Accessory System 3</b><br>AIUS300 | 7   <b>Strainer Basket</b><br>1145<br>1145SN | 8   <b>Inox Cream</b><br>903 |
|------------------------------------|---|---|---|--|------------------------------|

GDX16028RH \$1,185



SPECIFICATIONS

Interior Dimensions: 28⅞" x 17" x 9" & 8"  
Exterior Dimensions: 29⅞" x 18¾"  
Minimum Cabinet Size: 36"  
Gauge: 18  
Weight: 20 lbs.  
Sound Dampening: Sound Pad & Spray Coat  
Stainless Finish: Silk  
Corner Radius: 50mm  
Installation: Undermount



ACCESSORIES

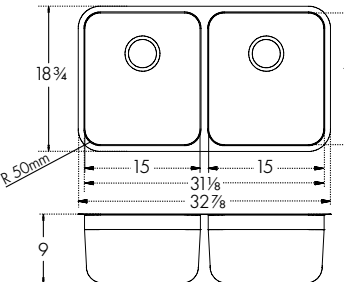
- |                                    |                                    |   |   |   |  |                              |
|------------------------------------|------------------------------------|---|---|---|--|------------------------------|
| 2   <b>Bottom Grid</b><br>GD12-36S | 3   <b>Bottom Grid</b><br>GD15-36S | 4   <b>All-In Accessory System 1</b><br>AIUS100 | 5   <b>All-In Accessory System 2</b><br>AIUS200 | 6   <b>All-In Accessory System 3</b><br>AIUS300 | 7   <b>Strainer Basket</b><br>1145<br>1145SN | 8   <b>Inox Cream</b><br>903 |
|------------------------------------|------------------------------------|---|---|---|--|------------------------------|

GDX12031 \$1,220



SPECIFICATIONS

Interior Dimensions: 31⅞" x 17" x 9"  
Exterior Dimensions: 32⅞" x 18¾"  
Minimum Cabinet Size: 36"  
Gauge: 18  
Weight: 29 lbs.  
Sound Dampening: Sound Pad & Spray Coat  
Stainless Finish: Silk  
Corner Radius: 50mm  
Installation: Undermount



ACCESSORIES

- |                                    |   |   |   |  |                              |
|------------------------------------|---|---|---|--|------------------------------|
| 3   <b>Bottom Grid</b><br>GD15-36S | 4   <b>All-In Accessory System 1</b><br>AIUS100 | 5   <b>All-In Accessory System 2</b><br>AIUS200 | 6   <b>All-In Accessory System 3</b><br>AIUS300 | 7   <b>Strainer Basket</b><br>1145<br>1145SN | 8   <b>Inox Cream</b><br>903 |
|------------------------------------|---|---|---|--|------------------------------|

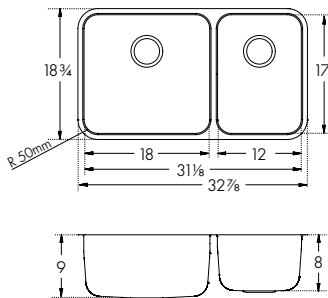
Grande Stainless

GDX16031RH \$1,240



SPECIFICATIONS

Interior Dimensions: 31⅞" x 17" x 9" x 8"  
Exterior Dimensions: 32⅞" x 18¾"  
Minimum Cabinet Size: 36"  
Gauge: 18  
Weight: 27 lbs.  
Sound Dampening: Sound Pad & Spray Coat  
Stainless Finish: Silk  
Corner Radius: 50mm  
Installation: Undermount



ACCESSORIES

- |   |   |   |  |                              |
|---|---|---|--|------------------------------|
| 4   <b>All-In Accessory System 1</b><br>AIUS100 | 5   <b>All-In Accessory System 2</b><br>AIUS200 | 6   <b>All-In Accessory System 3</b><br>AIUS300 | 7   <b>Strainer Basket</b><br>1145<br>1145SN | 8   <b>Inox Cream</b><br>903 |
|---|---|---|--|------------------------------|

ACCESSORIES

- |   |   |   |   |
|---|---|---|---|
| 1   <b>Bottom Grid</b><br>29⅞" x 15½"<br>Stainless<br>GD31-36S<br>\$250 | 2   <b>Bottom Grid</b><br>10½" x 15½"<br>Stainless<br>GD12-36S<br>\$155 | 3   <b>Bottom Grid</b><br>13⅝" x 15½"<br>Stainless<br>GD15-36S<br>\$170                     | 4   <b>All-In Accessory System 1</b><br>AIUS100<br>\$250          |
| 5   <b>All-In Accessory System 2</b><br>AIUS200<br>\$300                | 6   <b>All-In Accessory System 3</b><br>AIUS300<br>\$350                | 7   <b>Strainer Basket</b><br>Chrome<br>1145<br>\$70<br><br>Satin Nickel<br>1145SN<br>\$100 | 8   <b>Inox Cream</b><br>Stainless<br>Steel Polish<br>903<br>\$40 |





Pictured RBX-110 sink with FFB3100 faucet

# Rotondo

A small wonder

The Rotondo offers the option of topmount or undermount installation along with a smaller size that works well in the kitchen, bar or laundry. Its attractive round design perks up even the most utilitarian space.



# Rotondo



1

## Dual Mount Installation

Provides versatility, installing as a fashionable undermount with an edgeless finish or an easy drop-in with rim extending over the countertop surface.



2

## Easy to Clean

Round smooth edges are easy to clean and maintain, while the stainless steel keeps the sink stain free.



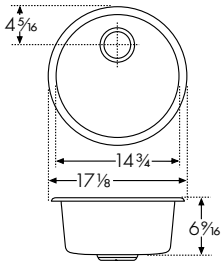
RBX-110 \$670



### SPECIFICATIONS

Interior Dimensions: 14<sup>3</sup>/<sub>4</sub>" x 6<sup>1</sup>/<sub>16</sub>"  
Exterior Dimensions: 17<sup>1</sup>/<sub>8</sub>" x 6<sup>1</sup>/<sub>16</sub>"  
Minimum Cabinet Size: 21" (undermount)  
18" (topmount)

Gauge: 20  
Weight: 5 lbs.  
Sound Dampening: Sound Pad  
Stainless Finish: Silk  
Installation: Undermount  
with 1/2" Reveal or Topmount



May be used as a topmount (has polished rim).  
May be undermounted (requires EL-Clips).  
Use interior dimensions as cutout guide.

### ACCESSORIES

1	<b>Universal Roller Mat</b> UV-36RM	2	<b>Strainer Basket</b> 1145 1145SN	3	<b>Inox Cream</b> 903
---	--	---	--	---	--------------------------

### ACCESSORIES



1 **Universal Roller Mat**  
18<sup>7</sup>/<sub>16</sub>" x 20"  
Stainless  
UV-36RM  
**\$200**



2 **Strainer Basket**  
Chrome  
1145  
**\$70**  
Satin Nickel  
1145SN  
**\$100**



3 **Inox Cream**  
Stainless  
Steel Polish  
903  
**\$40**





Pictured ODX110-2312-316 sink with FF3352 faucet

# Outdoor Series

A breath of fresh air

Whether your preference is for casual backyard barbecues or elaborate summertime soirées, your outdoor kitchen workspace requires a sink that stands up to the elements and enhances your entertaining style. The Outdoor Series is made of 18-gauge T316 stainless, designed with the attention to detail and quality that is the hallmark of Franke products.





# Outdoor Series

1

## Weather Resistant

Manufactured with high-grade, 18-gauge T316 stainless steel – one of the most corrosion resistant grades available – Outdoor Series sinks and faucets can handle rain, cold, snow and heavy use.

2

## Large Capacity Bowls

Deep basin provides maximum flexibility. Easily accommodates nearly any pot or pan, and minimizes splashing.

3

## Precision Drain

Designed with sloped, elegant lines on the bottom of the bowl to allow water to drain from sink.

4

## Sound Dampening System

Sound dampening pads and spray coat reduce excess noise from running water and disposal vibration.



### Inox Cream 903

Inox Cream is a specially formulated product ideal for cleaning stainless steel sinks from FRANKE.



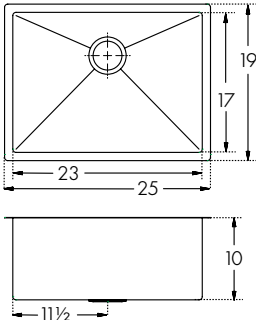
Outdoor Stainless

ODX110-2310-316 \$1,030



SPECIFICATIONS

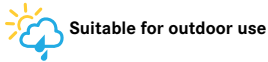
Interior Dimensions: 23" x 17" x 10"  
Exterior Dimensions: 25" x 19"  
Minimum Cabinet Size: 30"  
Gauge: 18 T316 Stainless Steel  
Weight: 31 lbs.  
Sound Dampening: Sound Pad and Spray Coat  
Finish: Pearl  
Corner Radius: 10mm  
Installation: Undermount with ½" Reveal



ACCESSORIES

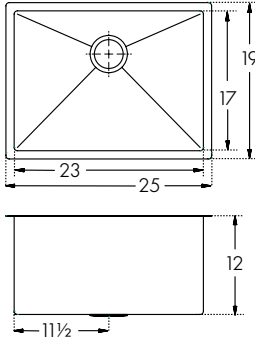
- |  |   |
|--|---|
| 1   <b>Bottom Grid</b><br>PS23-36S<br>Included | 2   <b>Strainer Basket</b><br>1140F-316<br>Included |
|--|---|

ODX110-2312-316 \$1,090



SPECIFICATIONS

Interior Dimensions: 23" x 17" x 12"  
Exterior Dimensions: 25" x 19"  
Minimum Cabinet Size: 30"  
Gauge: 18 T316 Stainless Steel  
Weight: 31 lbs.  
Sound Dampening: Sound Pad and Spray Coat  
Finish: Pearl  
Corner Radius: 10mm  
Installation: Undermount with ½" Reveal



ACCESSORIES

- |  |   |
|--|---|
| 1   <b>Bottom Grid</b><br>PS23-36S<br>Included | 2   <b>Strainer Basket</b><br>1140F-316<br>Included |
|--|---|

ACCESSORIES



- 1 | **Bottom Grid**  
22¼" x 16¼"  
Stainless  
PS23-36S  
**\$280**  
Included



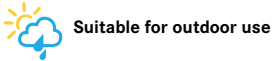
- 2 | **Strainer Basket**  
Stainless  
1140F-316  
**\$100**  
Included

Outdoor Stainless

PERFECT TOGETHER  
Outdoor Faucet

FF3352

FF3352 Stainless Steel

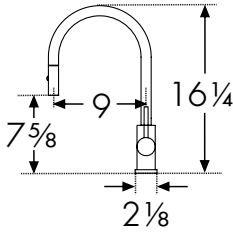


\$850



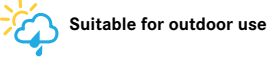
FEATURES  
AND BENEFITS

1-Hole Pull-Down  
Flow Rate: 1.75 gpm  
Spray Function: Toggle  
Spray Type: Spray & Stream  
Spout Swivel Range: 360°  
Cartridge: 35mm Ceramic  
Countertop Hole Diameter: 1⅜"  
Weight: 10 lbs.  
316 Stainless Steel  
ADA Compliant



FF3452SS

FF3452SS Stainless Steel

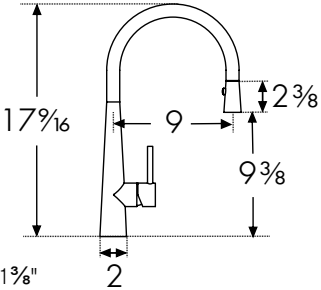


\$965



FEATURES  
AND BENEFITS

1-Hole Pull-Down  
Flow Rate: 1.75 gpm  
Spray Function: Toggle  
Spray Type: Spray & Stream  
Spout Swivel Range: 360°  
Cartridge: 35mm Ceramic  
Countertop Hole Diameter: 1⅜"  
Weight: 8 lbs.  
316 Stainless Steel  
ADA Compliant





# Granite Sinks

Peak	132-141
Maris	142-151
Kubus	152-155
Ellipse	156-163
Primo	164-167
Gravity	168-171
Quantum	172-175



# A MATCH FOR ANY KITCHEN

A sink that satisfies all around

Granite  
Sinks



## Granite Sinks

Spacious, durable, hygienic.

Franke granite sinks meet all the requirements of everyday kitchen use. They are made from granite to last a lifetime, and the material is treated with Sanitized®: silver ions that prevent germs, mold, and odors. But above all, no matter how your kitchen is furnished, you will find the right color and a suitable model with Franke. A meticulously designed product made for everyday use and easy maintenance.



Granite  
Sinks

### A match with your kitchen

A Franke granite sink is the ultimate improvement to your kitchen. Our products offer modern looks, clever kitchen tools and plenty of space – they combine design and functionality. With a granite sink you have a product that simply fits and creates a lot of pleasure and convenience.



### Delightfully long-lasting

The sink includes quartz, one of the hardest materials known to man, and is resistant to temperatures up to 536° F. It's also resilient to impact and thermal shock and stain-resistant that even red wine will not leave a mark.



### Amazingly hygienic

What would a sink be if it wasn't easy to clean? Our sinks are simple to wash and particularly hygienic because they are enhanced with Sanitized®, a material that contains silver ions that reduce the growth of bacteria and microbes by 99%.



# Made to last

A durable and beautiful choice, Franke’s granite sinks are made from one of the hardest materials in the world, being 80% quartz sand mixed with 20% hard acrylic resin.

Quartz sand is delivered to the factory in various colors, which affect the finished color of each sink. Reflecting the latest kitchen color trends and echoing your style and taste, with calming and classic neutrals that have never lost their appeal. We know what matters most in the home—beauty, functionality, simplicity. A hard-working haven that nurtures our spirits and promotes our well-being.

Franke’s granite color palette can help you create this space.

## COLOR VARIATIONS

			
Matte Black	Onyx	Stone Grey	Mocha
			
Polar White	Champagne	Oyster	Storm



# COLORS THAT CREATE PERFECT HARMONY WITH NEW COLORLINE MATCHING STRAINERS



## Perfectly matched



SIX COLORS AVAILABLE IN TWO STYLES, STRAINER BASKET AND  
WASTE DISPOSER FLANGE WITH STRAINER BASKET



Matte Black/  
Onyx



Champagne



Polar White



Stone Grey



Oyster



Mocha



Pictured PKG11020-MBK sink with FF3325BSS faucet

# Peak


Flawless features and contemporary details

Precise and elegant in style, this premium range will complement those with a flair for contemporary and minimalist design. With a tighter 10mm sink radius, and a flush waste cover, Peak is sure to integrate seamlessly into your kitchen area and bring everything a modern cook requires: attention to detail and absolute elegance.





# Peak



Colorline  
Strainer Basket  
900-MOC



1

## Sophisticated Colors

Whether your style is high contrast, monochromatic or warm complementary colors, a choice of eight finishes lets you define the perfect look.



2

## Low Divide

Three sinks in one sink. Put soap in one bowl and water in the other as a double bowl sink. Fill above the divider for a single large bowl perfect for washing larger cookware and bakeware.


\*Available on double bowl sink only



3

## Integrated Ledge

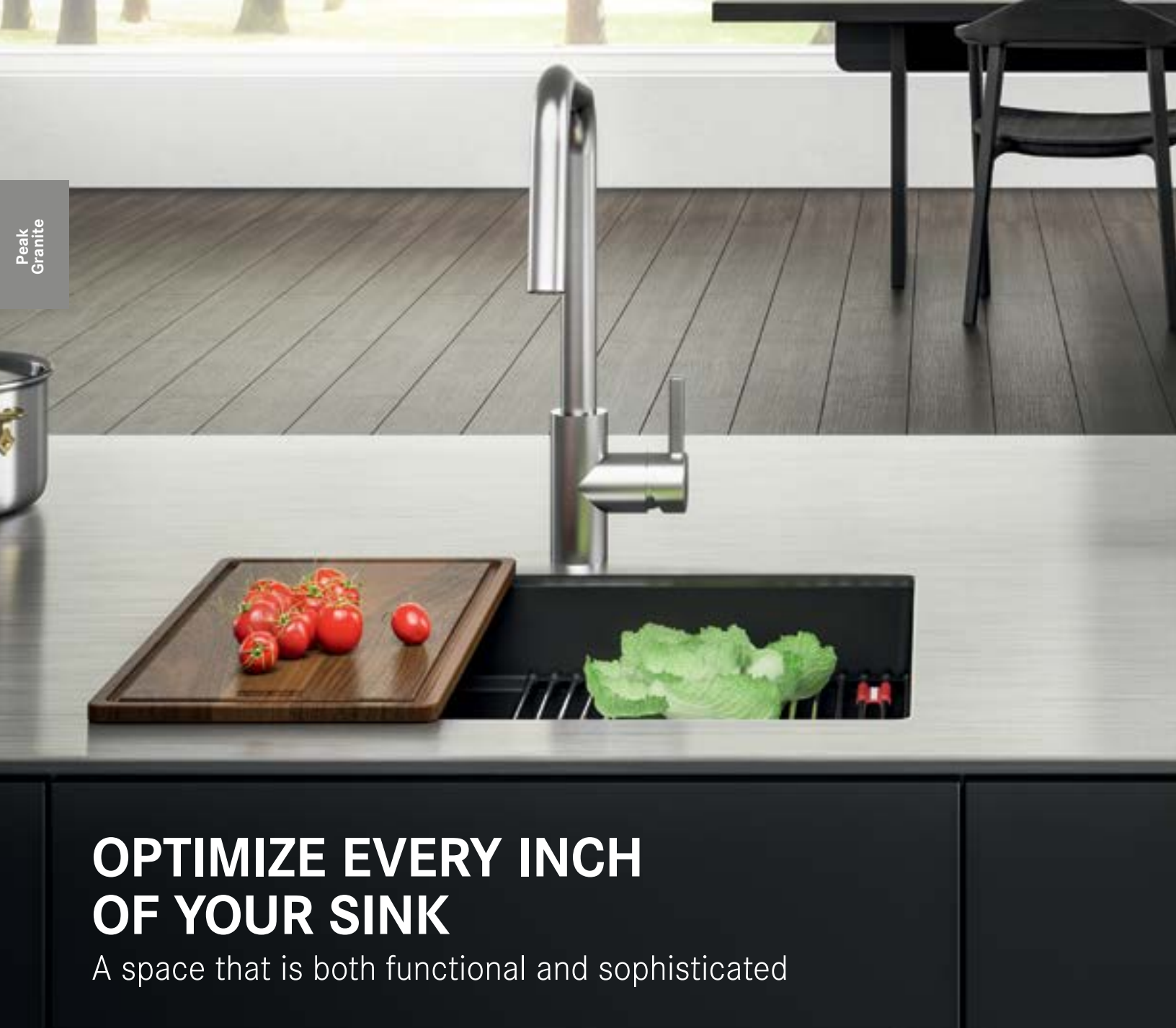
The integrated ledge enhances your workspace by allowing you to work directly over the sink. Custom-fit accessories streamline the workflow.



4

## Sanitized®

Our treated granite reduces bacteria and microbe growth, giving the sink lasting protection.



Peak  
Granite

# OPTIMIZE EVERY INCH OF YOUR SINK

A space that is both functional and sophisticated

The Peak Workcenter has it all. This intelligent work-center system provides all the essentials needed for food prep or impromptu meals. It was designed for multitasking and seamlessly blends into the most active area in the house, the kitchen.

## Organized, Efficient, Inviting

This seamless modern workcenter uses an underutilized space in the kitchen to create an area for many kitchen tasks. The roller mat offers a wealth of uses for rinsing, washing produce, drying dishes, a trivet for hot cookware, or as a plating area. Available in seven color hues to create a clean, sophisticated look.



PKG11031-WKC

Peak  
Granite

## Includes all the kitchen tools



### Stainless Steel Sink Grid

This flexible bottom sink grid offers protection to the sink and conveniently rolls up for easy storage.



### Roller Mat

A truly innovative and practical accessory designed for any kitchen task. The dishwasher safe mat allows air to flow under to help dry items faster or allow water to run off into the sink.



### Solid Wood Cutting Board

The generous cutting board fits over the sink, making it easy to move crumbs or liquid run-off into the sink. Doubles as a serving board for charcuterie or bread.



### Stainless Steel Drain Cover

This thoughtful detail covers the drain to maintain an even surface of the basin. We create more usable space and allow glassware to stand without tipping over.



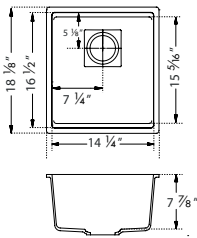
### Chrome Strainer Basket

The basket is perfect for trapping food waste and preventing clogs within the drainpipe while allowing water to pass through.





PKG11014ONY	Onyx	\$610
PKG11014MOC	Mocha	\$610
PKG11014STO	Storm	\$610
PKG11014OYS	Oyster	\$610
PKG11014CHA	Champagne	\$610
PKG11014SHG	Stone Grey	\$610
PKG11014PWT	Polar White	\$610
PKG11014MBK	Matte Black	\$610



SPECIFICATIONS

Interior Dimensions: 14<sup>9</sup>/<sub>16</sub>" x 16<sup>1</sup>/<sub>2</sub>" x 7<sup>7</sup>/<sub>8</sub>"

Exterior Dimensions: 16<sup>1</sup>/<sub>8</sub>" x 18<sup>1</sup>/<sub>8</sub>"

Minimum Cabinet Size: 21"

Weight: 20 lbs.

Integral Franke Ledge System

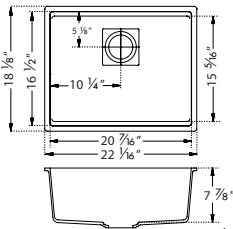
Corner Radius: 10mm

Installation: Undermount

ACCESSORIES											
1	<b>Bottom Roller Mat</b> PKG14-36RM	6	<b>Shelf Roller Mat</b> PKG14-31RM	8	<b>Colorline Strainer Basket</b> 900-XXX	9	<b>Colorline Disposer Flange Kit</b> WD-900-XXX	10	<b>Strainer Basket</b> 1145 1145SN	11	<b>Drain Cover</b> PKGCVR Included

Accessory items #8 and #9 "XXX" represents designation for the color code

PKG11020ONY	Onyx	\$740
PKG11020MOC	Mocha	\$740
PKG11020STO	Storm	\$740
PKG11020OYS	Oyster	\$740
PKG11020CHA	Champagne	\$740
PKG11020SHG	Stone Grey	\$740
PKG11020PWT	Polar White	\$740
PKG11020MBK	Matte Black	\$740



SPECIFICATIONS

Interior Dimensions: 20<sup>7</sup>/<sub>16</sub>" x 16<sup>1</sup>/<sub>2</sub>" x 7<sup>7</sup>/<sub>8</sub>"

Exterior Dimensions: 22<sup>1</sup>/<sub>16</sub>" x 18<sup>1</sup>/<sub>8</sub>"

Minimum Cabinet Size: 27"

Weight: 24 lbs.

Integral Franke Ledge System

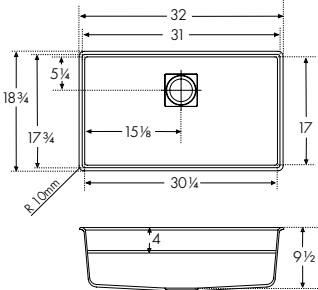
Corner Radius: 10mm

Installation: Undermount

ACCESSORIES											
2	<b>Bottom Roller Mat</b> PKG20-36RM	6	<b>Shelf Roller Mat</b> PKG14-31RM	8	<b>Colorline Strainer Basket</b> 900-XXX	9	<b>Colorline Disposer Flange Kit</b> WD-900-XXX	10	<b>Strainer Basket</b> 1145 1145SN	11	<b>Drain Cover</b> PKGCVR Included

Accessory items #8 and #9 "XXX" represents designation for the color code

PKG11031ONY	Onyx	\$860
PKG11031MOC	Mocha	\$860
PKG11031STO	Storm	\$860
PKG11031OYS	Oyster	\$860
PKG11031CHA	Champagne	\$860
PKG11031SHG	Stone Grey	\$860
PKG11031PWT	Polar White	\$860
PKG11031MBK	Matte Black	\$860



SPECIFICATIONS

Interior Dimensions: 31" x 17<sup>3</sup>/<sub>4</sub>" x 9<sup>1</sup>/<sub>2</sub>"

Exterior Dimensions: 32" x 18<sup>3</sup>/<sub>4</sub>"

Minimum Cabinet Size: 36"

Weight: 38 lbs.

Integral Franke Ledge System


Corner Radius: 10mm

Installation: Undermount


ACCESSORIES															
3	<b>Bottom Roller Mat</b> PKG31-36RM	6	<b>Bottom Grid</b> PKG31-36S	5	<b>Shelf Roller Mat</b> PKG18-31RM	7	<b>Cutting Board</b> PG-40S	8	<b>Colorline Strainer Basket</b> 900-XXX	9	<b>Colorline Disposer Flange Kit</b> WD-900-XXX	10	<b>Strainer Basket</b> 1145 1145SN	11	<b>Drain Cover</b> PKGCVR Included

Accessory items #8 and #9 "XXX" represents designation for the color code


ACCESSORIES




1 **Bottom Roller Mat**  
11<sup>1</sup>/<sub>16</sub>" x 13<sup>1</sup>/<sub>2</sub>"  
Stainless  
PKG14-36RM  
**\$195**




2 **Bottom Roller Mat**  
17<sup>3</sup>/<sub>4</sub>" x 13<sup>1</sup>/<sub>2</sub>"  
Stainless  
PKG20-36RM  
**\$220**




3 **Bottom Roller Mat**  
25<sup>3</sup>/<sub>4</sub>" x 13<sup>3</sup>/<sub>4</sub>"  
Stainless  
PKG31-36RM  
**\$250**




4 **Bottom Grid**  
28<sup>1</sup>/<sub>2</sub>" x 14<sup>1</sup>/<sub>2</sub>"  
Stainless  
PKG31-36S  
**\$260**




5 **Shelf Roller Mat**  
18<sup>7</sup>/<sub>16</sub>" x 16<sup>7</sup>/<sub>16</sub>"  
Stainless  
PKG18-31RM  
**\$190**




6 **Shelf Roller Mat**  
11<sup>1</sup>/<sub>4</sub>" x 16<sup>1</sup>/<sub>8</sub>"  
Stainless  
PKG14-31RM  
**\$155**




7 **Cutting Board**  
14<sup>3</sup>/<sub>8</sub>" x 18<sup>3</sup>/<sub>8</sub>"  
Solid Wood  
PG-40S  
**\$260**




8 **Colorline Strainer Basket**  
900-MOC  
900-OYS  
900-CHA  
900-SHG  
900-PWT  
900-MBK  
**\$90**  
Color shown is Champagne



9 **Colorline Disposer Flange Kit**  
WD-900-MOC  
WD-900-OYS  
WD-900-CHA  
WD-900-SHG  
WD-900-PWT  
WD-900-MBK  
**\$100**  
Color shown is Matte Black



10 **Strainer Basket**  
Chrome  
1145  
**\$70**  
  
Satin Nickel  
1145SN  
**\$100**



11 **Drain Cover**  
4<sup>7</sup>/<sub>8</sub>" x 4<sup>7</sup>/<sub>8</sub>"  
Stainless  
PKGCVR  
**\$105**  
One included

Note: All accessories sold separately unless otherwise indicated. Design of custom accessories subject to change without notice. It is absolutely critical that you have the sink and any custom sink accessories on site prior to any cut or modification to the countertop. Franke will not be responsible for any errors in countertop preparation and sink installation.

Note: All accessories sold separately unless otherwise indicated. Design of custom accessories subject to change without notice. It is absolutely critical that you have the sink and any custom sink accessories on site prior to any cut or modification to the countertop. Franke will not be responsible for any errors in countertop preparation and sink installation.

- PKG11031ONY-WKC

PKG11031MOC-WKC

PKG11031OYS-WKC

PKG11031CHA-WKC

PKG11031SHG-WKC

PKG11031PWT-WKC

PKG11031MBK-WKC
- Onyx

Mocha

Oyster

Champagne

Stone Grey

Polar White

Matte Black
- \$1,450

\$1,450

\$1,450

\$1,450

\$1,450

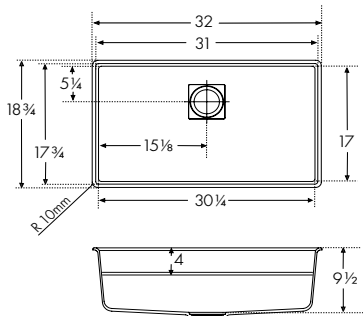
\$1,450

\$1,450



SPECIFICATIONS

Interior Dimensions: 31" x 17¾" x 9½"  
Exterior Dimensions: 32" x 18¾"  
Minimum Cabinet Size: 36"  
Weight: 45 lbs.  
Integral Franke Ledge System  
Corner Radius: 10mm  
Installation: Undermount



ACCESSORIES

1	Bottom Roller Mat PKG31-36RM Included	2	Shelf Roller Mat PKG18-31RM Included	3	Cutting Board PG-40S Included	4	Strainer Basket 1145 Included	5	Drain Cover PKGCVR Included	6	Colorline Strainer Basket 900-XXX	7	Colorline Disposer Flange Kit WD-900-XXX
---	---	---	--	---	-------------------------------------	---	-------------------------------------	---	-----------------------------------	---	--------------------------------------	---	---

Accessory items #6 and #7 "XXX" represents designation for the color code

INCLUDED ACCESSORIES

1   <b>Bottom Roller Mat</b> 25¾" x 13¾" Stainless PKG31-36RM <b>\$250</b> Included	2   <b>Shelf Roller Mat</b> 18⅞" x 16⅞" Stainless PKG18-31RM <b>\$190</b> Included	3   <b>Cutting Board</b> 14⅞" x 18⅞" Solid Wood PG-40S <b>\$260</b> Included	4   <b>Strainer Basket</b> Chrome 1145 <b>\$70</b> Included	5   <b>Drain Cover</b> 4⅞" x 4⅞" Stainless PKGCVR <b>\$105</b> Included

OPTIONAL ACCESSORIES

6   <b>Colorline Strainer Basket</b> 900-MOC 900-OYS 900-CHA 900-SHG 900-PWT 900-MBK <b>\$90</b> Color shown is Champagne	7   <b>Colorline Disposer Flange Kit</b> WD-900-MOC WD-900-OYS WD-900-CHA WD-900-SHG WD-900-PWT WD-900-MBK <b>\$100</b> Color shown is Matte Black

- PKG160ONY

PKG160MOC

PKG160STO

PKG160OYS

PKG160CHA

PKG160SHG

PKG160PWT

PKG160MBK
- Onyx

Mocha

Storm

Oyster

Champagne

Stone Grey

Polar White

Matte Black
- \$940

\$940

\$940

\$940

\$940

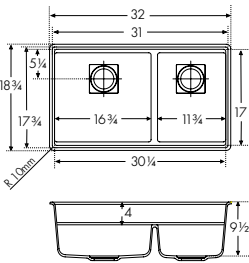
\$940

\$940

\$940



Low Divide Sink



SPECIFICATIONS







Interior Dimensions: 31" x 17¾" x 9½"  
Exterior Dimensions: 32" x 18¾"  
Minimum Cabinet Size: 36"  
Weight: 40 lbs.  
Integral Franke Ledge System  
Corner Radius: 10mm  
Installation: Undermount

ACCESSORIES

1	Shelf Roller Mat PKG18-31RM	2	Bottom Roller Mat PKG17-36RM	3	Bottom Roller Mat PKG12-36RM	4	Bottom Grid PKG17-36S	5	Bottom Grid PKG12-36S	6	Cutting Board PG-40S	7	Colorline Strainer Basket 900-XXX	8	Colorline Disposer Flange Kit WD-900-XXX	9	Drain Cover PKGCVR Included
---	--------------------------------	---	---------------------------------	---	---------------------------------	---	--------------------------	---	--------------------------	---	-------------------------	---	--------------------------------------	---	---	---	-----------------------------------

Accessory items #7 and #8 "XXX" represents designation for the color code

ACCESSORIES

				
1   <b>Shelf Roller Mat</b> 18 <sup>7</sup> / <sub>16</sub> " x 16 <sup>3</sup> / <sub>16</sub> " Stainless PKG18-31RM <b>\$190</b>	2   <b>Bottom Roller Mat</b> 15" x 13 <sup>3</sup> / <sub>4</sub> " Stainless PKG17-36RM <b>\$200</b>	3   <b>Bottom Roller Mat</b> 9 <sup>3</sup> / <sub>4</sub> " x 13 <sup>3</sup> / <sub>4</sub> " Stainless PKG12-36RM <b>\$160</b>	4   <b>Bottom Grid</b> 15 <sup>1</sup> / <sub>2</sub> " x 14 <sup>1</sup> / <sub>2</sub> " Stainless PKG17-36S <b>\$200</b>	5   <b>Bottom Grid</b> 10 <sup>1</sup> / <sub>2</sub> " x 14 <sup>1</sup> / <sub>2</sub> " Stainless PKG12-36S <b>\$170</b>
				
6   <b>Cutting Board</b> 14 <sup>3</sup> / <sub>8</sub> " x 18 <sup>3</sup> / <sub>8</sub> " Solid Wood PG-40S <b>\$260</b>	7   <b>Colorline Strainer Basket</b> 900-MOC 900-OYS 900-CHA 900-SHG 900-PWT 900-MBK <b>\$90</b> Color shown is Champagne	8   <b>Colorline Disposer Flange Kit</b> WD-900-MOC WD-900-OYS WD-900-CHA WD-900-SHG WD-900-PWT WD-900-MBK <b>\$100</b> Color shown is Matte Black	9   <b>Drain Cover</b> 4 <sup>7</sup> / <sub>8</sub> " x 4 <sup>7</sup> / <sub>8</sub> " Stainless PKGCVR <b>\$105</b> One included for each bowl	





Pictured MAG61023CHA sink with FFPS5805 faucet

# Maris

For those who prefer a lot of space

Whether for cooking, preparing food, or doing laundry, Maris sinks are long-lasting, functional, and in-demand in everyday life. The Maris sink fits ideally in the kitchen with much more space due to the offset drain, and things simply work better when you have plenty of room.

Maris does not stop in the kitchen, they are the perfect solution for any utility room performing those messy jobs you want to keep out of the rest of your home or when you are just dealing with family laundry. Enhanced with Sanitized®, which prevents germs from growing, it is no wonder that this sink satisfies all around.





1

### Multi-functional Utility Sink

These generous size sinks are ideal for any busy laundry room or kitchen. They can be used for craft cleanup, bathing pets, washing clothes or for whatever you may need.



2

### Spacious Deep Sink

Think big – also in terms of the sink. Because when it comes to cooking, baking, preparing or cleaning up from crafts, things simply work better when you have plenty of space. Look forward to more room, more efficiency and more creativity in the kitchen or laundry room.



3

### Utility Roller Mat

Franke designed the utility mat to add functionality to your sink, with the wider spaced stainless steel rods allowing for air drying laundry or craft items.




4

### Space-Saving Design

The flat-bottom design creates more room for big tasks without blocking the flow of water. A tight-corner radius helps maximize the sink's interior while the offset rear drain makes the most of cabinet space beneath the sink.

# Maris



3

1

2

4

Colorline  
Disposer Flange Kit  
WD-900-SHG







# Maris Workcenter



MAG11031OW-ONY-WKC

Kitchens shouldn't stand still – it should adapt as your needs change. That's the inspiration behind the Maris Workcenter. Kitchen tools that empower you to create meals in countless ways.

## Elevate your space

Optimize every inch of your sink with a Maris Workcenter.

### Productivity

Seamlessly integrating into the kitchen to achieve a multi-functional workspace

- A seamless flowing workspace that allows you to transition effortlessly and instantaneously from prep to rinse to clean
- Multiple accessories allow you to wash food, chop and prep it, do clean up, dry dishes, and more—designed to help you save space and time in the kitchen
- Cleaning up the kitchen after a meal can be daunting, especially if dishes and cutting boards are spread out. The workcenter allows you to keep everything in one place



### Creativity

Create a well-appointed work area for the refined home chef

- Fun and functionality go hand-in-hand, turning the colander upside down is an imaginative way to turn your colander into a cake pop stand
- The Maris large sink encourages family collaboration for that extra touch of fun
- Turn your Maris Workcenter into a mixing station, by utilizing the colander placed above the sink for dirty spoons and whisks, keeping them away from countertops and the bottom of the sink



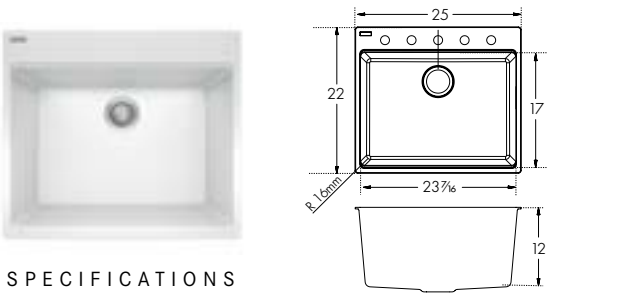
### Expansivity

Create an extension of your counter top

- The ability to prep food, keep different kinds of foods separate and wash and dry dishes in one area frees up counter space for other tasks
- The extra-deep sink serves as a large workspace with plenty of space for kitchen tools that work within the sink as you put that creativity to use
- Hardworking and well-equipped, this workcenter provides multiple workstations to accommodate different tasks



- MAG61023ONY
- MAG61023OYS
- MAG61023CHA
- MAG61023SHG
- MAG61023PWT
- MAG61023MBK
- Onyx
- Oyster
- Champagne
- Stone Grey
- Polar White
- Matte Black
- \$710
- \$710
- \$710
- \$710
- \$710
- \$710



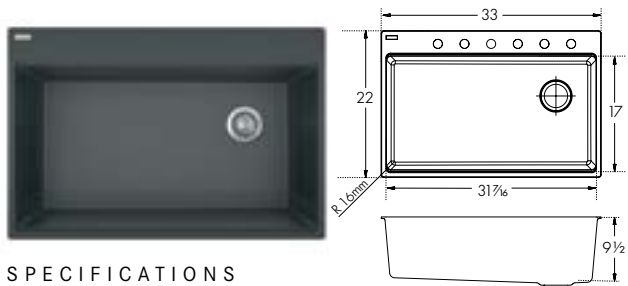
SPECIFICATIONS

Interior Dimensions: 23<sup>7</sup>/<sub>16</sub>" x 17" x 12"  
Exterior Dimensions: 25" x 22"  
Minimum Cabinet Size: 27"  
Weight: 35 lbs.  
Corner Radius: 16mm  
Installation: Dual Mount  
Pre-drilled Faucet Hole: 1 to 5

ACCESSORIES							
2	Roller Mat MA-17-31LRM	4	Colander MA-70S	6	Colorline Strainer Basket 900-XXX	7	Colorline Disposer Flange Kit WD-900-XXX
8	Strainer Basket 1145 1145SN						

Accessory items #6 and #7 "XXX" represents designation for the color code

- MAG61031OW-ONY
- MAG61031OW-OYS
- MAG61031OW-CHA
- MAG61031OW-SHG
- MAG61031OW-PWT
- MAG61031OW-MBK
- Onyx
- Oyster
- Champagne
- Stone Grey
- Polar White
- Matte Black
- \$710
- \$710
- \$710
- \$710
- \$710
- \$710



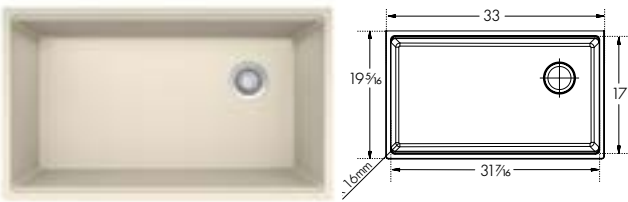
SPECIFICATIONS

Interior Dimensions: 31<sup>7</sup>/<sub>16</sub>" x 17" x 9<sup>1</sup>/<sub>2</sub>"  
Exterior Dimensions: 33" x 22"  
Minimum Cabinet Size: 36"  
Weight: 37 lbs.  
Corner Radius: 16mm  
Installation: Topmount  
Pre-drilled Faucet Hole: 1 to 6

ACCESSORIES							
1	Bottom Grid MA-31-36S	3	Roller Mat MA-31RM	4	Colander MA-70S	5	Cutting Board MA-40S
6	Colorline Strainer Basket 900-XXX	7	Colorline Disposer Flange Kit WD-900-XXX	8	Strainer Basket 1145 1145SN		

Accessory items #6 and #7 "XXX" represents designation for the color code

- MAG11031OW-ONY
- MAG11031OW-OYS
- MAG11031OW-CHA
- MAG11031OW-SHG
- MAG11031OW-PWT
- MAG11031OW-MBK
- Onyx
- Oyster
- Champagne
- Stone Grey
- Polar White
- Matte Black
- \$730
- \$730
- \$730
- \$730
- \$730
- \$730




SPECIFICATIONS

Interior Dimensions: 31<sup>7</sup>/<sub>16</sub>" x 17" x 9<sup>1</sup>/<sub>2</sub>"  
Exterior Dimensions: 33" x 19<sup>3</sup>/<sub>16</sub>"  
Minimum Cabinet Size: 36"  
Weight: 37 lbs.  
Corner Radius: 16mm  
Installation: Undermount

ACCESSORIES							
1	Bottom Grid MA-31-36S	3	Roller Mat MA-31RM	4	Colander MA-70S	5	Cutting Board MA-40S
6	Colorline Strainer Basket 900-XXX	7	Colorline Disposer Flange Kit WD-900-XXX	8	Strainer Basket 1145 1145SN		

Accessory items #6 and #7 "XXX" represents designation for the color code

ACCESSORIES



1 | **Bottom Grid**  
(Left) 14<sup>7</sup>/<sub>8</sub>" x 15<sup>15</sup>/<sub>32</sub>"  
(Right) 14<sup>7</sup>/<sub>8</sub>" x 15<sup>9</sup>/<sub>32</sub>"  
Stainless  
MA-31-36S  
**\$295**



2 | **Utility Roller Mat**  
18<sup>7</sup>/<sub>16</sub>" x 17<sup>17</sup>/<sub>32</sub>"  
Stainless  
MA-17-31LRM  
**\$180**



3 | **Roller Mat**  
18<sup>7</sup>/<sub>8</sub>" x 17<sup>7</sup>/<sub>16</sub>"  
Stainless  
MA-31RM  
**\$180**



4 | **Colander**  
6<sup>5</sup>/<sub>32</sub>" x 17<sup>17</sup>/<sub>32</sub>"  
Stainless  
MA-70S  
**\$240**



5 | **Cutting Board**  
11<sup>2</sup>/<sub>32</sub>" x 17<sup>7</sup>/<sub>16</sub>"  
Solid Wood  
MA-40S  
**\$210**



6 | **Colorline Strainer Basket**  
900-MOC  
900-OYS  
900-CHA  
900-SHG  
900-PWT  
900-MBK  
**\$90**  
Color shown is  
Champagne



7 | **Colorline Disposer Flange Kit**  
WD-900-MOC  
WD-900-OYS  
WD-900-CHA  
WD-900-SHG  
WD-900-PWT  
WD-900-MBK  
**\$100**  
Color shown is  
Matte Black



8 | **Strainer Basket**  
Chrome  
1145  
**\$70**  
  
Satin Nickel  
1145SN  
**\$100**



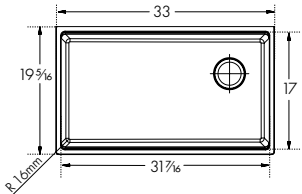
MAG11031OW-ONY-WKC  
MAG11031OW-OYS-WKC  
MAG11031OW-CHA-WKC  
MAG11031OW-SHG-WKC  
MAG11031OW-PWT-WKC  
MAG11031OW-MBK-WKC

- Onyx \$1,350
- Oyster \$1,350
- Champagne \$1,350
- Stone Grey \$1,350
- Polar White \$1,350
- Matte Black \$1,350



SPECIFICATIONS

Interior Dimensions: 31<sup>7</sup>/<sub>16</sub>" x 17" x 9<sup>1</sup>/<sub>2</sub>"  
Exterior Dimensions: 33" x 19<sup>5</sup>/<sub>16</sub>"  
Minimum Cabinet Size: 36"  
Weight: 45 lbs.  
Corner Radius: 16mm  
Installation: Undermount







ACCESSORIES




1   <b>Bottom Grid</b> MA-31-36S Included	2   <b>Colander</b> MA-70S Included	3   <b>Cutting Board</b> MA-40S Included	4   <b>Strainer Basket</b> 1145 Included	5   <b>Roller Mat</b> MA-31RM	6   <b>Colorline Strainer Basket</b> 900-XXX	7   <b>Colorline Disposer Flange Kit</b> WD-900-XXX
---	---	--	--	----------------------------------	---	--

Accessory items #6 and #7 "XXX" represents designation for the color code

INCLUDED ACCESSORIES

			
1   <b>Bottom Grid</b> (Left) 14 <sup>7</sup> / <sub>8</sub> " x 15 <sup>1</sup> / <sub>2</sub> " (Right) 14 <sup>7</sup> / <sub>8</sub> " x 15 <sup>1</sup> / <sub>2</sub> " Stainless MA-31-36S <b>\$295</b> Included	2   <b>Colander</b> 6 <sup>7</sup> / <sub>32</sub> " x 17 <sup>1</sup> / <sub>32</sub> " Stainless MA-70S <b>\$240</b> Included	3   <b>Cutting Board</b> 11 <sup>2</sup> / <sub>32</sub> " x 17 <sup>7</sup> / <sub>8</sub> " Solid Wood MA-40S <b>\$210</b> Included	4   <b>Strainer Basket</b> Chrome 1145 <b>\$70</b> Included

OPTIONAL ACCESSORIES

		
5   <b>Roller Mat</b> 18 <sup>7</sup> / <sub>8</sub> " x 17 <sup>3</sup> / <sub>16</sub> " Stainless MA-31RM <b>\$180</b>	6   <b>Color Strainer Basket</b> 900-MOC 900-OYS 900-CHA 900-SHG 900-PWT 900-MBK <b>\$90</b> Color shown is Champagne	7   <b>Color Disposer Flange Kit</b> WD-900-MOC WD-900-OYS WD-900-CHA WD-900-SHG WD-900-PWT WD-900-MBK <b>\$100</b> Color shown is Matte Black





Pictured KBG11031SHG sink with FFPD5550 faucet

# Kubus


A durable sink for today’s home chef

Kubus fits wherever you need it, whether it’s your primary kitchen sink or in a prep area. Choose from six granite colors to create the kitchen workspace you’ve always imagined.





# Kubus



1

### Sized Right

Whether you need a roomy and spacious sink for meals and cleanup or a compact sink to use for prep or as a bar sink, Kubus offers options to make everyday kitchen tasks a breeze.



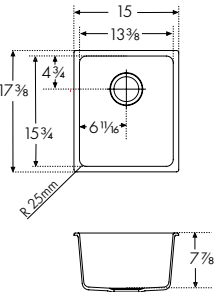
2

### Germ Resistant

Our Sanitized® treatment makes your Kubus sink bacteria resistant – an added plus for busy kitchens and active families.



KBG11013ONY	Onyx	\$590
KBG11013MOC	Mocha	\$590
KBG11013STO	Storm	\$590
KBG11013OYS	Oyster	\$590
KBG11013CHA	Champagne	\$590
KBG11013SHG	Stone Grey	\$590



#### SPECIFICATIONS

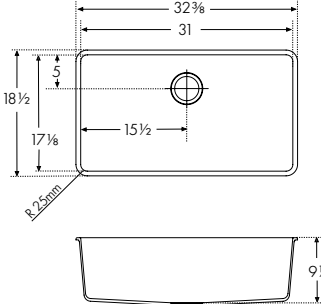
Interior Dimensions: 13 3/8" x 15 3/4" x 7 7/8"  
Exterior Dimensions: 15" x 17 3/8"  
Minimum Cabinet Size: 21"  
Weight: 18 lbs.  
Corner Radius: 25mm  
Installation: Undermount

#### ACCESSORIES

1	Universal Roller Mat UV-36RM	2	Colorline Strainer Basket 900-XXX	3	Colorline Disposer Flange Kit WD-900-XXX	4	Strainer Basket 1145 1145SN
---	---------------------------------	---	--------------------------------------	---	---	---	-----------------------------------

Accessory items #2 and #3 "XXX" represents designation for the color code

KBG11031ONY	Onyx	\$715
KBG11031MOC	Mocha	\$715
KBG11031STO	Storm	\$715
KBG11031OYS	Oyster	\$715
KBG11031CHA	Champagne	\$715
KBG11031SHG	Stone Grey	\$715



#### SPECIFICATIONS

Interior Dimensions: 31" x 17 1/8" x 9 1/2"  
Exterior Dimensions: 32 3/8" x 18 1/2"  
Minimum Cabinet Size: 36"  
Weight: 39 lbs.  
Corner Radius: 25mm  
Installation: Undermount

#### ACCESSORIES

1	Universal Roller Mat UV-36RM	2	Colorline Strainer Basket 900-XXX	3	Colorline Disposer Flange Kit WD-900-XXX	4	Strainer Basket 1145 1145SN
---	---------------------------------	---	--------------------------------------	---	---	---	-----------------------------------

Accessory items #2 and #3 "XXX" represents designation for the color code

#### ACCESSORIES

1	Universal Roller Mat 18 7/8" x 20" Stainless UV-36RM \$200	2	Colorline Strainer Basket 900-MOC 900-OYS 900-CHA 900-SHG 900-MBK \$90 Color shown is Champagne	3	Colorline Disposer Flange Kit WD-900-MOC WD-900-OYS WD-900-CHA WD-900-SHG WD-900-MBK \$100 Color shown is Matte Black	4	Strainer Basket Chrome 1145 \$70 Satin Nickel 1145SN \$100
---	--	---	--	---	--	---	--

Note: All accessories sold separately unless otherwise indicated. Design of custom accessories subject to change without notice. It is absolutely critical that you have the sink and any custom sink accessories on site prior to any cut or modification to the countertop. Franke will not be responsible for any errors in countertop preparation and sink installation.



Pictured ELG1200NY sink with FF4420 faucet

# Ellipse

Extensive color palette with a variety of sizes

Available in several configurations, there’s an Ellipse sink that’s perfect for your space. Franke granite sinks are made from 80% quartz, the hardest component of granite, and bonded using high-quality acrylic resins, for a sink that will serve you for years to come.







1

### Germ Resistant

Franke granite is treated with Sanitized®, which helps to reduce bacteria and microbe growth, giving the sink lasting protection.

2

### Natural Beauty

The collection of Ellipse Granite sinks are offered in a variety of warm, sophisticated and enveloping shades, inspired by natural elements.

3

### Versatile Installation Options

Ellipse has installation options to suit any kitchen style, from a seamless-finish undermount, to an easy-to-install topmount.

4

### Always Colorful

Thanks to the UV protection, the beautiful color of the granite will not fade and ensures long-lasting use.



# Ellipse



3

1

2

4

Colorline  
Disposer Flange Kit  
WD-900-OYS



- ELG11022ONY

ELG11022MOC

ELG11022STO

ELG11022OYS

ELG11022CHA

ELG11022SHG

ELG11022PWT
- Onyx

Mocha

Storm

Oyster

Champagne

Stone Grey

Polar White
- \$610

\$610

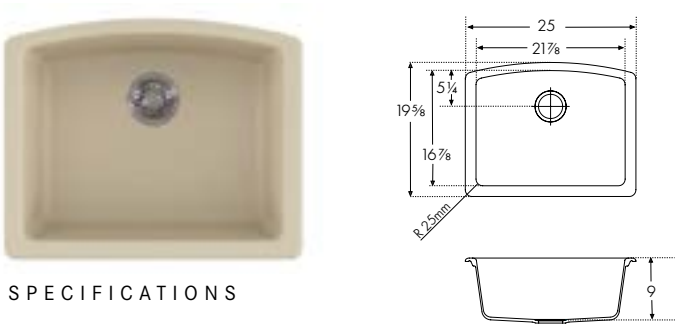
\$610

\$610

\$610

\$610

\$610



SPECIFICATIONS

Interior Dimensions: 21<sup>7</sup>/<sub>8</sub>" x 16<sup>7</sup>/<sub>8</sub>" x 9"  
Exterior Dimensions: 25" x 19<sup>5</sup>/<sub>8</sub>"  
Minimum Cabinet Size: 27"  
Weight: 30 lbs.  
Corner Radius: 25mm  
Installation: Undermount

ACCESSORIES

3	Bottom Grid ELG22-36S	4	Universal Roller Mat UV-36RM	5	All-In Accessory System 1 AIUS100	6	All-In Accessory System 2 AIUS200	7	All-In Accessory System 3 AIUS300	8	Colorline Strainer Basket 900-XXX	9	Colorline Disposer Flange Kit WD-900-XXX	10	Strainer Basket 1145 1145SN
---	--------------------------	---	---------------------------------	---	--------------------------------------	---	--------------------------------------	---	--------------------------------------	---	--------------------------------------	---	---	----	-----------------------------------

Accessory items #8 and #9 "XXX" represents designation for the color code

- ELG1200NY

ELG120MOC

ELG120STO

ELG120OYS

ELG120CHA

ELG120SHG

ELG120PWT
- Onyx

Mocha

Storm

Oyster

Champagne

Stone Grey

Polar White
- \$715

\$715

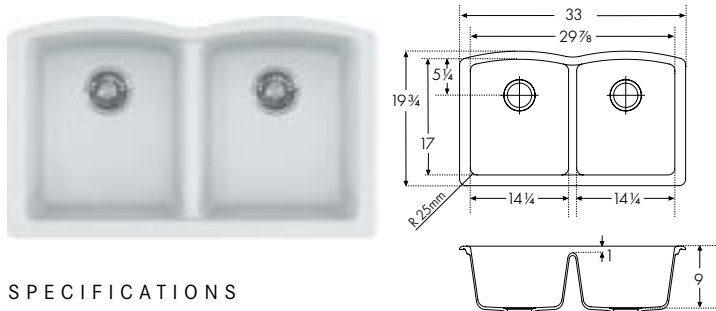
\$715

\$715

\$715

\$715

\$715



SPECIFICATIONS

Interior Dimensions: 29<sup>3</sup>/<sub>4</sub>" x 17" x 9"  
Exterior Dimensions: 33" x 19<sup>3</sup>/<sub>4</sub>"  
Minimum Cabinet Size: 36"  
Weight: 37 lbs.  
Corner Radius: 25mm  
Installation: Undermount

ACCESSORIES

1	Bottom Grid ELG14-36S	4	Universal Roller Mat UV-36RM	5	All-In Accessory System 1 AIUS100	6	All-In Accessory System 2 AIUS200	7	All-In Accessory System 3 AIUS300	8	Colorline Strainer Basket 900-XXX	9	Colorline Disposer Flange Kit WD-900-XXX	10	Strainer Basket 1145 1145SN
---	--------------------------	---	---------------------------------	---	--------------------------------------	---	--------------------------------------	---	--------------------------------------	---	--------------------------------------	---	---	----	-----------------------------------

Accessory items #8 and #9 "XXX" represents designation for the color code

- ELG1600NY

ELG160MOC

ELG160STO

ELG160OYS

ELG160CHA

ELG160SHG

ELG160PWT
- Onyx

Mocha

Storm

Oyster

Champagne

Stone Grey

Polar White
- \$715

\$715

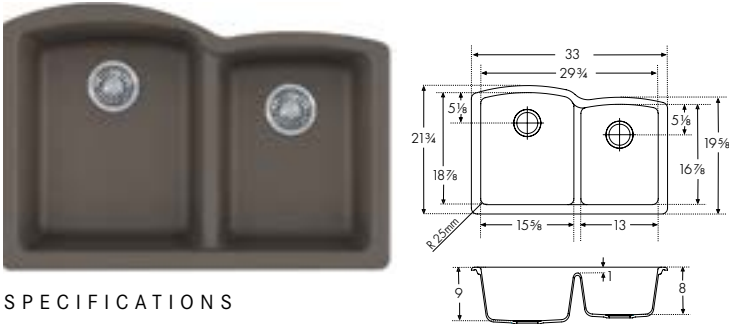
\$715

\$715

\$715

\$715

\$715



SPECIFICATIONS





Interior Dimensions: 29<sup>3</sup>/<sub>4</sub>" x 18<sup>7</sup>/<sub>8</sub>" x 9" & 8"  
Exterior Dimensions: 33" x 21<sup>3</sup>/<sub>4</sub>"  
Minimum Cabinet Size: 36"  
Weight: 42 lbs.  
Corner Radius: 25mm  
Installation: Undermount

ACCESSORIES

2	Bottom Grid ELG16-36S	4	Universal Roller Mat UV-36RM	5	All-In Accessory System 1 AIUS100	6	All-In Accessory System 2 AIUS200	7	All-In Accessory System 3 AIUS300	8	Colorline Strainer Basket 900-XXX	9	Colorline Disposer Flange Kit WD-900-XXX	10	Strainer Basket 1145 1145SN
---	--------------------------	---	---------------------------------	---	--------------------------------------	---	--------------------------------------	---	--------------------------------------	---	--------------------------------------	---	---	----	-----------------------------------

Accessory items #8 and #9 "XXX" represents designation for the color code

ACCESSORIES

 1	 2	 3	 4	 5
<b>Bottom Grid</b> 11 <sup>3</sup> / <sub>4</sub> " x 14 <sup>1</sup> / <sub>4</sub> " Stainless ELG14-36S \$170	<b>Bottom Grid</b> 13 <sup>3</sup> / <sub>8</sub> " x 16 <sup>1</sup> / <sub>8</sub> " Stainless ELG16-36S \$190	<b>Bottom Grid</b> 19 <sup>1</sup> / <sub>4</sub> " x 14 <sup>1</sup> / <sub>4</sub> " Stainless ELG22-36S \$190	<b>Universal Roller Mat</b> 18 <sup>7</sup> / <sub>8</sub> " x 20" Stainless UV-36RM \$200	<b>All-In Accessory System 1</b> AIUS100 \$250
 6	 7	 8	 9	 10
<b>All-In Accessory System 2</b> AIUS200 \$300	<b>All-In Accessory System 3</b> AIUS300 \$350	<b>Colorline Strainer Basket</b> 900-MOC 900-OYS 900-CHA 900-SHG 900-PWT 900-MBK \$90 Color shown is Champagne	<b>Colorline Disposer Flange Kit</b> WD-900-MOC WD-900-OYS WD-900-CHA WD-900-SHG WD-900-PWT WD-900-MBK \$100 Color shown is Matte Black	<b>Strainer Basket</b> Chrome 1145 \$70  Satin Nickel 1145SN \$100



- ESOX25229-1

(4 pre-scored faucet holes)
- ESDB25229-1

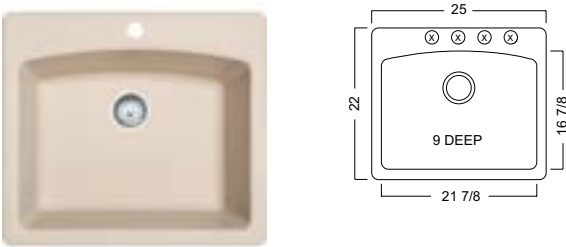
(4 pre-scored faucet holes)
- ESCH25229-1

(4 pre-scored faucet holes)
- ESSG25229-1

(4 pre-scored faucet holes)
- ESoy25229-1

(4 pre-scored faucet holes)
- ESPW25229-1

(4 pre-scored faucet holes)
- Onyx
- Mocha
- Champagne
- Stone Grey
- Oyster
- Polar White
- \$545
- \$545
- \$545
- \$545
- \$545
- \$545



SPECIFICATIONS

Interior Dimensions: 21<sup>7</sup>/<sub>8</sub>" x 16<sup>7</sup>/<sub>8</sub>" x 9"  
Exterior Dimensions: 25" x 22"  
Minimum Cabinet Size: 27"  
Weight: 30 lbs.  
Corner Radius: 25mm  
Installation: Dual Mount

ACCESSORIES									
4	Bottom Grid FBGG1914	5	All-In Accessory System 1 AIUS100	6	All-In Accessory System 2 AIUS200	7	All-In Accessory System 3 AIUS300	8	Colorline Strainer Basket 900-XXX
								9	Colorline Disposer Flange Kit WD-900-XXX
								10	Strainer Basket 1145 1145SN

Accessory items #8 and #9 "XXX" represents designation for the color code

- EDOX33229-1

(4 pre-scored faucet holes)
- EDDB33229-1

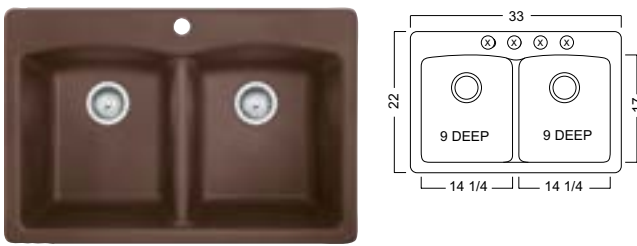
(4 pre-scored faucet holes)
- EDCH33229-1

(4 pre-scored faucet holes)
- EDSG33229-1

(4 pre-scored faucet holes)
- EDoy33229-1

(4 pre-scored faucet holes)
- EDPW33229-1

(4 pre-scored faucet holes)
- Onyx
- Mocha
- Champagne
- Stone Grey
- Oyster
- Polar White
- \$600
- \$600
- \$600
- \$600
- \$600
- \$600



SPECIFICATIONS

Interior Dimensions: 29<sup>7</sup>/<sub>8</sub>" x 17" x 9"  
Exterior Dimensions: 33" x 22"  
Minimum Cabinet Size: 36"  
Weight: 42 lbs.  
Corner Radius: 25mm  
Installation: Dual Mount

ACCESSORIES									
1	Bottom Grid FBGG1114	5	All-In Accessory System 1 AIUS100	6	All-In Accessory System 2 AIUS200	7	All-In Accessory System 3 AIUS300	8	Colorline Strainer Basket 900-XXX
								9	Colorline Disposer Flange Kit WD-900-XXX
								10	Strainer Basket 1145 1145SN

Accessory items #8 and #9 "XXX" represents designation for the color code

- EOOX33229-1

(4 pre-scored faucet holes)
- EODB33229-1


(4 pre-scored faucet holes)
- EOCH33229-1

(4 pre-scored faucet holes)
- EOSG33229-1

(4 pre-scored faucet holes)
- EOOY33229-1

(4 pre-scored faucet holes)
- EOPW33229-1

(4 pre-scored faucet holes)
- Onyx
- Mocha
- Champagne
- Stone Grey
- Oyster
- Polar White
- \$610
- \$610
- \$610
- \$610
- \$610
- \$610



SPECIFICATIONS

Interior Dimensions: 29<sup>3</sup>/<sub>4</sub>" x 18<sup>7</sup>/<sub>8</sub>" x 16<sup>7</sup>/<sub>8</sub>" x 9" & 8"  
Exterior Dimensions: 33" x 22"  
Minimum Cabinet Size: 36"  
Weight: 42 lbs.  
Corner Radius: 25mm  
Installation: Dual Mount

ACCESSORIES									
2	Bottom Grid FBGG1014	3	Bottom Grid FBGG1316	5	All-In Accessory System 1 AIUS100	6	All-In Accessory System 2 AIUS200	7	All-In Accessory System 3 AIUS300
								8	Colorline Strainer Basket 900-XXX
								9	Colorline Disposer Flange Kit WD-900-XXX
								10	Strainer Basket 1145 1145SN

Accessory items #8 and #9 "XXX" represents designation for the color code

ACCESSORIES

- 1

Bottom Grid  
11<sup>1</sup>/<sub>2</sub>" x 14"  
Stainless  
FBGG1114  
\$120
- 2

Bottom Grid  
10" x 14"  
Stainless  
FBGG1014  
\$120
- 3

Bottom Grid  
12<sup>3</sup>/<sub>4</sub>" x 16"  
Stainless  
FBGG1316  
\$130
- 4

Bottom Grid  
18<sup>3</sup>/<sub>4</sub>" x 13<sup>3</sup>/<sub>4</sub>"  
Stainless  
FBGG1914  
\$145
- 5

All-In Accessory System 1  
AIUS100  
\$250
- 6

All-In Accessory System 2  
AIUS200  
\$300
- 7

All-In Accessory System 3  
AIUS300  
\$350
- 8

Colorline Strainer Basket  
900-MOC  
900-OYS  
900-CHA  
900-SHG  
900-PWT  
900-MBK  
\$90  
Color shown is Champagne
- 9

Colorline Disposer Flange Kit  
WD-900-MOC  
WD-900-OYS  
WD-900-CHA  
WD-900-SHG  
WD-900-PWT  
WD-900-MBK  
\$100  
Color shown is Matte Black
- 10

Strainer Basket  
Chrome  
1145  
\$70  
  
Satin Nickel  
1145SN  
\$100

Note: All accessories sold separately unless otherwise indicated. Design of custom accessories subject to change without notice. It is absolutely critical that you have the sink and any custom sink accessories on site prior to any cut or modification to the countertop. Franke will not be responsible for any errors in countertop preparation and sink installation.

Note: All accessories sold separately unless otherwise indicated. Design of custom accessories subject to change without notice. It is absolutely critical that you have the sink and any custom sink accessories on site prior to any cut or modification to the countertop. Franke will not be responsible for any errors in countertop preparation and sink installation.



Pictured DIG62D91-ONY sink with FFT3100 faucet

# Primo

Eye-catching from every angle

Sleek aesthetics, plenty of prep space and the durability every kitchen requires, grace the Primo sink. The deep 9" bowl allows for easy washing of large dishes with minimal splashing.





# Primo



1

### Generous Bowl Capacity

The 9" deep bowl easily accommodates large cookware to tackle your biggest kitchen tasks.



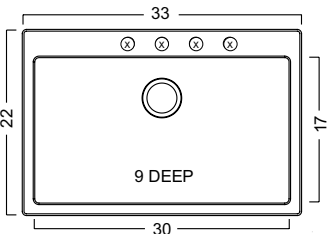
2

### Dual Mount Installation

Primo provides the versatility of undermount installation for an edgeless finish or topmount installation with the rim extending over the countertop.



DIG61091-ONY	Onyx	\$600
(4 pre-scored faucet holes)		
DIG61091-MOC	Mocha	\$600
(4 pre-scored faucet holes)		
DIG61091-CHA	Champagne	\$600
(4 pre-scored faucet holes)		
DIG61091-PWT	Polar White	\$600
(4 pre-scored faucet holes)		
DIG61091-SHG	Stone Grey	\$600
(4 pre-scored faucet holes)		



#### SPECIFICATIONS

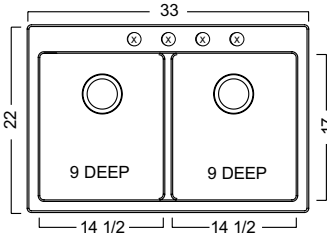
Interior Dimensions: 30" x 17" x 9"  
Exterior Dimensions: 33" x 22"  
Minimum Cabinet Size: 36"  
Weight: 36 lbs.  
Corner Radius: 13mm  
Installation: Dual Mount

#### ACCESSORIES

1	Bottom Grid BGDI110	3	Colorline Strainer Basket 900-XXX	4	All-In Accessory System 1 AIUS100	5	All-In Accessory System 2 AIUS200	6	All-In Accessory System 3 AIUS300
---	------------------------	---	--------------------------------------	---	--------------------------------------	---	--------------------------------------	---	--------------------------------------

Accessory item #3 - XXX represents designation for the color code

DIG62D91-ONY	Onyx	\$680
(4 pre-scored faucet holes)		
DIG62D91-MOC	Mocha	\$680
(4 pre-scored faucet holes)		
DIG62D91-CHA	Champagne	\$680
(4 pre-scored faucet holes)		
DIG62D91-PWT	Polar White	\$680
(4 pre-scored faucet holes)		
DIG62D91-SHG	Stone Grey	\$680
(4 pre-scored faucet holes)		



#### SPECIFICATIONS

Interior Dimensions: 30" x 17" x 9"  
Exterior Dimensions: 33" x 22"  
Minimum Cabinet Size: 36"  
Weight: 42 lbs.  
Corner Radius: 13mm  
Installation: Dual Mount

#### ACCESSORIES

2	Bottom Grid BGDI100	3	Colorline Strainer Basket 900-XXX	4	All-In Accessory System 1 AIUS100	5	All-In Accessory System 2 AIUS200	6	All-In Accessory System 3 AIUS300
---	------------------------	---	--------------------------------------	---	--------------------------------------	---	--------------------------------------	---	--------------------------------------

Accessory item #3 - XXX represents designation for the color code

#### ACCESSORIES

1	Bottom Grid 27 1/4" x 15" Stainless BGDI110 \$155	2	Bottom Grid 12 3/4" x 15" Stainless BGDI100 \$145	3	Colorline Strainer Basket 900-MOC 900-CHA 900-SHG 900-PWT 900-MBK \$90 Color shown is Champagne	4	All-In Accessory System 1 AIUS100 \$250	5	All-In Accessory System 2 AIUS200 \$300	6	All-In Accessory System 3 AIUS300 \$350
---	---	---	---	---	--	---	---	---	---	---	---

Note: All accessories sold separately unless otherwise indicated. Design of custom accessories subject to change without notice. It is absolutely critical that you have the sink and any custom sink accessories on site prior to any cut or modification to the countertop. Franke will not be responsible for any errors in countertop preparation and sink installation.



Pictured DIG62F91-SHG sink

# Gravity

The perfect workcenter when you add All-In

The beauty of granite offsets the subtly curved design of Gravity to create a sink that adds an attractive element to your kitchen. Durable and hygienic, it's perfect for the family kitchen.





# Gravity



1

## Graceful Curves

The artistry of gentle curves adds visual appeal to create a luxurious look to the most-used space in your home.



2

## Dual Mount

Whether you prefer a topmount or undermount sink, Gravity offers versatility to suit your style.



- DIG62F91-ONY

(4 pre-scored faucet holes)

Onyx

\$660
- DIG62F91-MOC

(4 pre-scored faucet holes)

Mocha

\$660
- DIG62F91-CHA

(4 pre-scored faucet holes)

Champagne

\$660
- DIG62F91-PWT

(4 pre-scored faucet holes)

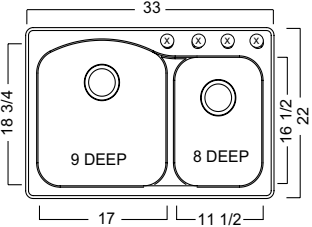
Polar White

\$660
- DIG62F91-SHG

(4 pre-scored faucet holes)

Stone Grey

\$660



### SPECIFICATIONS

Interior Dimensions: 29<sup>3</sup>/<sub>4</sub>" x 18<sup>3</sup>/<sub>4</sub>" x 16<sup>1</sup>/<sub>2</sub>" x 9" & 8"  
Exterior Dimensions: 33" x 22"  
Minimum Cabinet Size: 36"  
Weight: 42 lbs.  
Corner Radius: 75mm  
Installation: Dual Mount

### ACCESSORIES

1	Bottom Grid BGDIS150	2	Bottom Grid BGDIL150	3	All-In Accessory System 1 AIUS100	4	All-In Accessory System 2 AIUS200	5	All-In Accessory System 3 AIUS300	6	Colorline Strainer Basket 900-XXX	7	Colorline Disposer Flange Kit WD-900-XXX	8	Strainer Basket 1145 1145SN
---	-------------------------	---	-------------------------	---	--------------------------------------	---	--------------------------------------	---	--------------------------------------	---	--------------------------------------	---	---	---	-----------------------------------

Accessory items #6 and #7 "XXX" represents designation for the color code

### ACCESSORIES



1 Bottom Grid  
9<sup>1</sup>/<sub>2</sub>" x 14<sup>1</sup>/<sub>2</sub>"  
Stainless  
BGDIS150  
\$145



2 Bottom Grid  
15<sup>7</sup>/<sub>8</sub>" x 16<sup>1</sup>/<sub>2</sub>"  
Stainless  
BGDIL150  
\$145



3 All-In Accessory System 1  
AIUS100  
\$250



4 All-In Accessory System 2  
AIUS200  
\$300



5 All-In Accessory System 3  
AIUS300  
\$350



6 Colorline Strainer Basket  
900-MOC  
900-CHA  
900-SHG  
900-PWT  
900-MBK  
\$90  
Color shown is Champagne



7 Colorline Disposer Flange Kit  
WD-900-MOC  
WD-900-CHA  
WD-900-SHG  
WD-900-PWT  
WD-900-MBK  
\$100  
Color shown is Matte Black



8 Strainer Basket  
Chrome  
1145  
\$70  
Satin Nickel  
1145SN  
\$100

Note: All accessories sold separately unless otherwise indicated. Design of custom accessories subject to change without notice. It is absolutely critical that you have the sink and any custom sink accessories on site prior to any cut or modification to the countertop. Franke will not be responsible for any errors in countertop preparation and sink installation.



Pictured SZPW1720-1 sink with FF3180 faucet

# Quantum

A small wonder to elevate your space

Beautiful and durable, Quantum is the perfect bar or prep sink. Thanks to its UV protection, granite does not fade, ensuring that your sink will be long-lasting. Granite also offers superior resistance to scratches and chipping and is heat resistant.





# Quantum

Quantum Granite



1

## Exquisitely Compact

A small sink that's big on looks, Quantum brings the beauty of granite to your bar or prep area.



2

## Enduring Good Looks

Scratch resistant and stain resistant, this sink will provide long-lasting use.



**SOX1720-1**  
(3 pre-scored faucet holes)

Onyx

\$455

**SZCH1720-1**  
(3 pre-scored faucet holes)

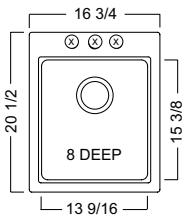
Champagne

\$455

**SZPW1720-1**  
(3 pre-scored faucet holes)

Polar White

\$455



### SPECIFICATIONS

Interior Dimensions: 13<sup>9</sup>/<sub>16</sub>" x 15<sup>3</sup>/<sub>8</sub>" x 8"  
Exterior Dimensions: 16<sup>3</sup>/<sub>4</sub>" x 20<sup>1</sup>/<sub>2</sub>"  
Minimum Cabinet Size: 18"  
Weight: 22 lbs.  
Corner Radius: 25mm  
Installation: Dual Mount

### ACCESSORIES

- |  |   |  |
|--|---|--|
| 1   <b>Universal Roller Mat</b><br>UV-36RM | 2   <b>Colorline Strainer Basket</b><br>900-XXX | 3   <b>Colorline Disposer Flange Kit</b><br>WD-900-XXX |
|--|---|--|

Accessory items #2 and #3 "XXX" represents designation for the color code

### ACCESSORIES



1 | **Universal Roller Mat**  
18<sup>3</sup>/<sub>4</sub>" x 20"  
Stainless  
UV-36RM  
**\$200**




2 | **Colorline Strainer Basket**  
900-MOC  
900-OYS  
900-CHA  
900-SHG  
900-PWT  
900-MBK  
**\$90**  
Color shown is  
Champagne



3 | **Colorline Disposer Flange Kit**  
WD-900-MOC  
WD-900-OYS  
WD-900-CHA  
WD-900-SHG  
WD-900-PWT  
WD-900-MBK  
**\$100**  
Color shown is  
Matte Black





# Fireclay Sinks

Farm House  
Manor House  
Cisterna

**180-185**  
**186-191**  
**192-197**





## A lifetime of service

Fireclay is entirely natural, very stylish and amazingly practical. We apply a dirt-repellent finishing polish, which means that any mess, tea, or red wine can simply be wiped with a little soapy water.

### SILKY SMOOTH GOOD LOOKS

Fireclay sinks combine beautifully with a variety of work surfaces, such as wood, glass and granite. It's a durable choice that stands up to heat, staining and impact with ease.

### VILLEROY & BOCH

Many handcrafted Franke fireclay sinks are designed in partnership with Villeroy & Boch, a world-renowned premium porcelain and ceramic producer since 1748. Together, Franke and Villeroy & Boch create distinctive designs that enhance your personal kitchen style.

### HOW YOUR FIRECLAY IS MADE

Liquid ceramic consisting of quartz, china clay and kaolin is injected into a mold under high pressure. Prior to drying, surface imperfections are smoothed with soft sponges and a level surface is created with water. The final drying process involves 20 hours in a tunnel kiln at 2200° F. At every stage, each sink is subjected to stringent quality checks performed by experts to make it Franke approved.



Farm House  
Fireclay

Farm House  
Fireclay

# Farm House

Classic elegance with a stream-lined silhouette

Sophisticated elegance from every angle, featuring sleek flat front panel for added style. Franke's apron front Farm House sinks are made of durable fireclay for a smooth, polished finish that's both durable and easy to clean.



Pictured FHK710-36WH sink with FFPD3350 faucet  
Note: Sink color may vary between each model






1

**Easy to Clean**

A dirt-repellent finishing polish keeps stains like tea and red wine at bay, allowing them to be wiped away with only soap and water.



2

**9" Deep Bowls**

Maximizing sink capacity, Farm House offers deep bowls to give you the space you need to complete tasks with ease.



3

**Rear Drain\***

The rear drain maximizes the usable bottom surface of the bowl while also creating extra cabinet space beneath the sink.

\*Select models



4

**Apron Front Design**

The apron front design enables the user to stand directly in front of the basin, with no cabinets or countertop in between, making it comfortable for prepping food and cleaning up.

# Farm House



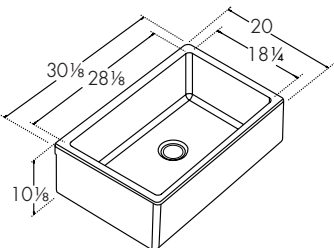
FHK710-30WH



\$1,320



**SPECIFICATIONS**  
Interior Dimensions: 28<sup>1</sup>/<sub>8</sub>" x 18<sup>1</sup>/<sub>4</sub>" x 9<sup>3</sup>/<sub>16</sub>"  
Exterior Dimensions: 30<sup>1</sup>/<sub>8</sub>" x 20" x 10<sup>1</sup>/<sub>8</sub>"  
Minimum Cabinet Size: 30"  
Weight: 103 lbs.  
Corner Radius: 19mm  
Installation: Undermount  
Apron Front



ACCESSORIES		
1	<b>Bottom Grid</b> FK30-36S	4 <b>Cutting Board</b> OA-40S
5	<b>Strainer Basket</b> 1145 1145SN	

Sink color may vary between each model

**Note:** Dimensions may vary by 2% (plus or minus), due to material attributes and firing process. See website for Fireclay Repair Kits. Pop-Up strainer not compatible. **Special installation required - see website.** Finished on front and back only.

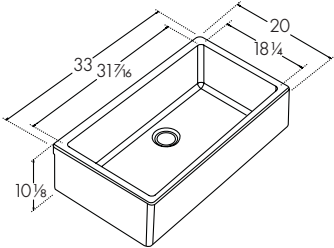
FHK710-33WH



\$1,690



**SPECIFICATIONS**  
Interior Dimensions: 31<sup>7</sup>/<sub>16</sub>" x 18<sup>1</sup>/<sub>4</sub>" x 9<sup>3</sup>/<sub>16</sub>"  
Exterior Dimensions: 33" x 20" x 10<sup>1</sup>/<sub>8</sub>"  
Minimum Cabinet Size: 33"  
Weight: 110 lbs.  
Corner Radius: 19mm  
Installation: Undermount  
Apron Front



ACCESSORIES		
2	<b>Bottom Grid</b> FK33-36S	4 <b>Cutting Board</b> OA-40S
5	<b>Strainer Basket</b> 1145 1145SN	

Sink color may vary between each model

**Note:** Dimensions may vary by 2% (plus or minus), due to material attributes and firing process. See website for Fireclay Repair Kits. Pop-Up strainer not compatible. **Special installation required - see website.** Finished on front and back only.

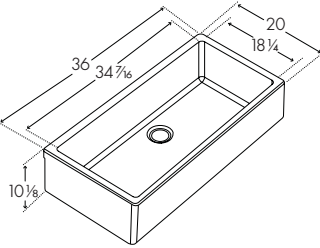
FHK710-36WH



\$1,835



**SPECIFICATIONS**  
Interior Dimensions: 34<sup>7</sup>/<sub>16</sub>" x 18<sup>1</sup>/<sub>4</sub>" x 9<sup>3</sup>/<sub>16</sub>"  
Exterior Dimensions: 36" x 20" x 10<sup>1</sup>/<sub>8</sub>"  
Minimum Cabinet Size: 36"  
Weight: 117 lbs.  
Corner Radius: 19mm  
Installation: Undermount  
Apron Front



ACCESSORIES		
3	<b>Bottom Grid</b> FK36-36S	4 <b>Cutting Board</b> OA-40S
5	<b>Strainer Basket</b> 1145 1145SN	

Sink color may vary between each model

**Note:** Dimensions may vary by 2% (plus or minus), due to material attributes and firing process. See website for Fireclay Repair Kits. Pop-Up strainer not compatible. **Special installation required - see website.** Finished on front and back only.

ACCESSORIES



1 **Bottom Grid**  
27<sup>1</sup>/<sub>8</sub>" x 16<sup>7</sup>/<sub>8</sub>"  
Stainless  
FK30-36S  
**\$305**



2 **Bottom Grid**  
29<sup>1</sup>/<sub>16</sub>" x 16<sup>7</sup>/<sub>8</sub>"  
Stainless  
FK33-36S  
**\$340**



3 **Bottom Grid**  
32<sup>1</sup>/<sub>16</sub>" x 16<sup>7</sup>/<sub>8</sub>"  
Stainless  
FK36-36S  
**\$355**



4 **Cutting Board**  
14<sup>1</sup>/<sub>2</sub>" x 21<sup>7</sup>/<sub>8</sub>"  
Solid Wood  
OA-40S  
**\$435**



5 **Strainer Basket**  
Chrome  
1145  
**\$70**  
  
Satin Nickel  
1145SN  
**\$100**





# Manor House


Designed for endurance

Villeroy & Boch brings centuries of excellence to the handcrafted beauty of Manor House apron front sinks. Scratch-resistant and hygienic fireclay offers the qualities most desired in today’s kitchens.



Pictured MHK110-28WH sink with FF3452SS faucet and SD 3450SS soap dispenser  
Note: Sink color may vary between each model

# Manor House



1

## Apron Front Design

The apron front design enables the user to stand directly in front of the basin, with no cabinets or countertop in between, making it comfortable for prepping food and cleaning up.



2

## Stain Resistant

We apply a dirt-repellent finishing polish, which means that any mess, tea or red wine stains can simply be wiped away with a little soapy water.



3

## CeramicPlus

The CeramicPlus coating causes liquids to bead upon making contact with the sink's surface, repelling dirt, lime-scale and other residues, which are easily wiped off.



4

## Highly Durable

Fireclay is an extremely tough, scratch-resistant surface that is impervious to acids and bleaches.

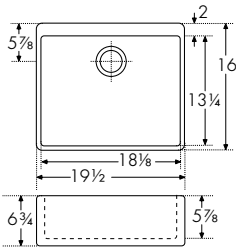


MHK110-20WH White \$665



SPECIFICATIONS

Interior Dimensions: 18<sup>1</sup>/<sub>8</sub>" x 13<sup>1</sup>/<sub>4</sub>" x 5<sup>7</sup>/<sub>8</sub>"  
Exterior Dimensions: 19<sup>1</sup>/<sub>2</sub>" x 16" x 6<sup>3</sup>/<sub>4</sub>"  
Minimum Cabinet Size: 21"  
Weight: 40 lbs.  
Corner Radius: 12mm  
Installation: Undermount  
Apron Front



ACCESSORIES			
7	Cutting Board OA-40S	8	Strainer Basket 1145 1145SN

Sink color may vary between each model

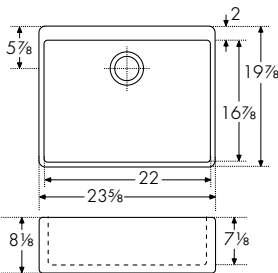
**Note:** Dimensions may vary by 2% (plus or minus), due to material attributes and firing process. See website for Fireclay Repair Kits. Pop-Up strainer not compatible. **Special installation required - see website.** Finished on front and back only.

MHK110-24WH White \$880



SPECIFICATIONS

Interior Dimensions: 22" x 16<sup>7</sup>/<sub>8</sub>" x 7<sup>1</sup>/<sub>8</sub>"  
Exterior Dimensions: 23<sup>5</sup>/<sub>8</sub>" x 19<sup>7</sup>/<sub>8</sub>" x 8<sup>1</sup>/<sub>8</sub>"  
Minimum Cabinet Size: 24"  
Weight: 58 lbs.  
Corner Radius: 12mm  
Installation: Undermount  
Apron Front



ACCESSORIES			
1	Bottom Grid MK24-36C	7	Cutting Board OA-40S
8	Strainer Basket 1145 1145SN		

Sink color may vary between each model

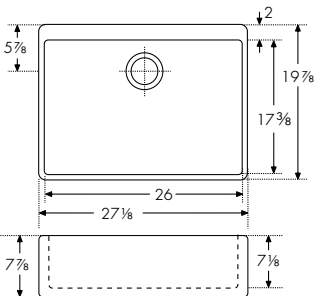
**Note:** Dimensions may vary by 2% (plus or minus), due to material attributes and firing process. See website for Fireclay Repair Kits. Pop-Up strainer not compatible. **Special installation required - see website.** Finished on front and back only.

MHK110-28WH White \$985



SPECIFICATIONS

Interior Dimensions: 26" x 17<sup>3</sup>/<sub>8</sub>" x 7<sup>1</sup>/<sub>8</sub>"  
Exterior Dimensions: 27<sup>1</sup>/<sub>8</sub>" x 19<sup>7</sup>/<sub>8</sub>" x 7<sup>7</sup>/<sub>8</sub>"  
Minimum Cabinet Size: 30"  
Weight: 64 lbs.  
Corner Radius: 12mm  
Installation: Undermount  
Apron Front



ACCESSORIES			
2	Bottom Grid MK28-36C	7	Cutting Board OA-40S
8	Strainer Basket 1145 1145SN		

Sink color may vary between each model

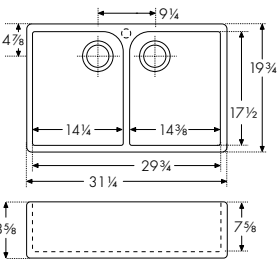
**Note:** Dimensions may vary by 2% (plus or minus), due to material attributes and firing process. See website for Fireclay Repair Kits. Pop-Up strainer not compatible. **Special installation required - see website.** Finished on front and back only.

MHK720-31WH White \$1,090



SPECIFICATIONS

Interior Dimensions: 29<sup>3</sup>/<sub>4</sub>" x 17<sup>1</sup>/<sub>2</sub>" x 7<sup>5</sup>/<sub>8</sub>"  
Exterior Dimensions: 31<sup>1</sup>/<sub>4</sub>" x 19<sup>3</sup>/<sub>4</sub>" x 8<sup>5</sup>/<sub>8</sub>"  
Minimum Cabinet Size: 33"  
Weight: 82 lbs.  
Corner Radius: 12mm  
Installation: Undermount  
Apron Front



ACCESSORIES			
3	Bottom Grid MK31-36C-LH	4	Bottom Grid MK31-36C-RH
7	Cutting Board OA-40S	8	Strainer Basket 1145 1145SN

Sink color may vary between each model

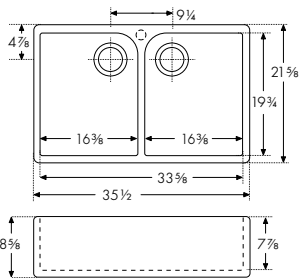
**Note:** Dimensions may vary by 2% (plus or minus), due to material attributes and firing process. See website for Fireclay Repair Kits. Pop-Up strainer not compatible. **Special installation required - see website.** Finished on front and back only.

MHK720-35WH White \$1,520



SPECIFICATIONS

Interior Dimensions: 33<sup>5</sup>/<sub>8</sub>" x 19<sup>3</sup>/<sub>4</sub>" x 7<sup>7</sup>/<sub>8</sub>"  
Exterior Dimensions: 35<sup>1</sup>/<sub>2</sub>" x 21<sup>5</sup>/<sub>8</sub>" x 8<sup>5</sup>/<sub>8</sub>"  
Minimum Cabinet Size: 36"  
Weight: 96 lbs.  
Corner Radius: 12mm  
Installation: Undermount  
Apron Front



ACCESSORIES			
5	Bottom Grid MK35-36C-LH	6	Bottom Grid MK35-36C-RH
7	Cutting Board OA-40S	8	Strainer Basket 1145 1145SN

Sink color may vary between each model

**Note:** Dimensions may vary by 2% (plus or minus), due to material attributes and firing process. See website for Fireclay Repair Kits. Pop-Up strainer not compatible. **Special installation required - see website.** Finished on front and back only.

ACCESSORIES					
1	2	3	4	5	6
Bottom Grid 21" x 15 <sup>7</sup> / <sub>8</sub> " Coated Stainless MK24-36C \$260	Bottom Grid 25 <sup>3</sup> / <sub>16</sub> " x 15 <sup>7</sup> / <sub>8</sub> " Coated Stainless MK28-36C \$290	Bottom Grid 17 <sup>1</sup> / <sub>16</sub> " x 13 <sup>1</sup> / <sub>16</sub> " Coated Stainless MK31-36C-LH \$280	Bottom Grid 17 <sup>1</sup> / <sub>16</sub> " x 13 <sup>1</sup> / <sub>16</sub> " Coated Stainless MK31-36C-RH \$280	Bottom Grid 19 <sup>3</sup> / <sub>16</sub> " x 15 <sup>3</sup> / <sub>8</sub> " Coated Stainless MK35-36C-LH \$330	Bottom Grid 19 <sup>3</sup> / <sub>16</sub> " x 15 <sup>3</sup> / <sub>8</sub> " Coated Stainless MK35-36C-RH \$330
7	8				
Cutting Board 14 <sup>1</sup> / <sub>2</sub> " x 21 <sup>7</sup> / <sub>8</sub> " Solid Wood OA-40S \$435	Strainer Basket Chrome 1145 \$70				
	Satin Nickel 1145SN \$100				

Note: All accessories sold separately unless otherwise indicated. Design of custom accessories subject to change without notice. It is absolutely critical that you have the sink and any custom sink accessories on site prior to any cut or modification to the countertop. Franke will not be responsible for any errors in countertop preparation and sink installation.

Note: All accessories sold separately unless otherwise indicated. Design of custom accessories subject to change without notice. It is absolutely critical that you have the sink and any custom sink accessories on site prior to any cut or modification to the countertop. Franke will not be responsible for any errors in countertop preparation and sink installation.



# Cisterna

As beautiful as they are functional

Created by Villeroy & Boch with a classic design offered in three sizes, the Cisterna fireclay sink is a perfect fit for the kitchen and beyond. Use the smallest size as a bar or prep sink – or pair it with a larger size to create a unique two-bowl design.



Pictured CCK110-19WH sink with FFP3180 faucet and DW10080 filtration faucet  
Note: Sink color may vary between each model



# Cisterna

1

## Exceptionally Durable

Liquid ceramic undergoes a thorough refinement and firing process resulting in a beautifully smooth and hard wearing, highly durable sink.

2

## Kitchen Essentials

An optional fitted grid protects the bottom of the sink. Add a cutting board and roller mat to complete your perfect workspace.

3

## Sound Absorbing

Fireclay is a naturally sound-absorbing material that reduces the noise caused by a garbage disposal or running water.

4

## Simply Stain Resistant

Don't worry about red wine, coffee and other food stains. The CeramicPlus finish makes our fireclay sinks simple to clean. Soap and water are all it takes.



CCK110-13WH

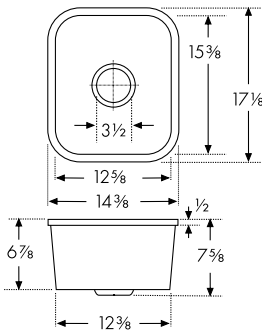
White

\$810



SPECIFICATIONS

Interior Dimensions: 12<sup>5</sup>/<sub>8</sub>" x 15<sup>3</sup>/<sub>8</sub>" x 6<sup>7</sup>/<sub>8</sub>"  
Exterior Dimensions: 14<sup>3</sup>/<sub>8</sub>" x 17<sup>1</sup>/<sub>8</sub>" x 7<sup>5</sup>/<sub>8</sub>"  
Minimum Cabinet Size: 18"  
Weight: 29 lbs.  
Corner Radius: 68mm  
Installation: Undermount



ACCESSORIES			
1	<b>Bottom Grid</b> CK13-36C	4	<b>Cutting Board</b> OA-40S
5	<b>Universal Roller Mat</b> UV-36RM	6	<b>Strainer Basket</b> 1145 1145SN

Sink color may vary between each model

**Note:** Dimensions may vary by 2% (plus or minus), due to material attributes and firing process. See website for Fireclay Repair Kits. Pop-Up strainer not compatible. **Special installation required - see website.**

CCK110-15WH

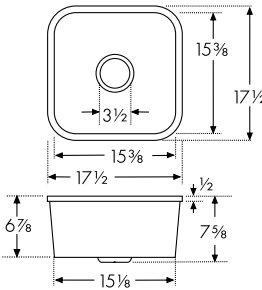
White

\$845



SPECIFICATIONS

Interior Dimensions: 15<sup>3</sup>/<sub>8</sub>" x 15<sup>3</sup>/<sub>8</sub>" x 6<sup>7</sup>/<sub>8</sub>"  
Exterior Dimensions: 17<sup>1</sup>/<sub>2</sub>" x 17<sup>1</sup>/<sub>2</sub>" x 7<sup>5</sup>/<sub>8</sub>"  
Minimum Cabinet Size: 21"  
Weight: 33 lbs.  
Corner Radius: 68mm  
Installation: Undermount



ACCESSORIES			
2	<b>Bottom Grid</b> CK15-36C	4	<b>Cutting Board</b> OA-40S
5	<b>Universal Roller Mat</b> UV-36RM	6	<b>Strainer Basket</b> 1145 1145SN

Sink color may vary between each model

**Note:** Dimensions may vary by 2% (plus or minus), due to material attributes and firing process. See website for Fireclay Repair Kits. Pop-Up strainer not compatible. **Special installation required - see website.**

CCK110-19WH

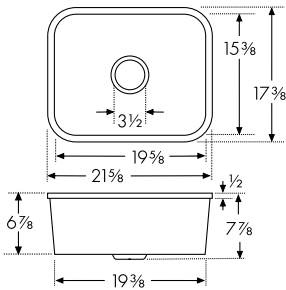
White

\$935



SPECIFICATIONS

Interior Dimensions: 19<sup>5</sup>/<sub>8</sub>" x 15<sup>3</sup>/<sub>8</sub>" x 6<sup>7</sup>/<sub>8</sub>"  
Exterior Dimensions: 21<sup>5</sup>/<sub>8</sub>" x 17<sup>3</sup>/<sub>8</sub>" x 7<sup>5</sup>/<sub>8</sub>"  
Minimum Cabinet Size: 27"  
Weight: 39 lbs.  
Corner Radius: 68mm  
Installation: Undermount



ACCESSORIES			
3	<b>Bottom Grid</b> CK19-36C	4	<b>Cutting Board</b> OA-40S
5	<b>Universal Roller Mat</b> UV-36RM	6	<b>Strainer Basket</b> 1145 1145SN

Sink color may vary between each model

**Note:** Dimensions may vary by 2% (plus or minus), due to material attributes and firing process. See website for Fireclay Repair Kits. Pop-Up strainer not compatible. **Special installation required - see website.**

ACCESSORIES



1 **Bottom Grid**  
13<sup>3</sup>/<sub>4</sub>" x 10<sup>15</sup>/<sub>16</sub>"  
Coated Stainless  
CK13-36C  
**\$250**



2 **Bottom Grid**  
13<sup>3</sup>/<sub>4</sub>" x 13<sup>3</sup>/<sub>4</sub>"  
Coated Stainless  
CK15-36C  
**\$260**



3 **Bottom Grid**  
18" x 13<sup>1</sup>/<sub>16</sub>"  
Coated Stainless  
CK19-36C  
**\$280**



4 **Cutting Board**  
14<sup>1</sup>/<sub>2</sub>" x 21<sup>1</sup>/<sub>8</sub>"  
Solid Wood  
OA-40S  
**\$435**



5 **Universal Roller Mat**  
18<sup>7</sup>/<sub>16</sub>" x 20"  
Stainless  
UV-36RM  
**\$200**



6 **Strainer Basket**  
Chrome  
1145  
**\$70**  
  
Satin Nickel  
1145SN  
**\$100**



# Faucets

Professional	204 - 209
Absinthe	210 - 215
Pescara	216 - 223
Peak	224 - 225
Ambient	226 - 231
Steel	232 - 237
Active	238 - 243
Kubus	244 - 245
Cube	246 - 249





Pictured FF4250 faucet

## Faucets to the highest standards

From extravagant to purist. From satin nickel to polished chrome. Whether you prefer a flexible, pull-out, or integrated water filter, the Franke faucet range meets every need in every kitchen. Your favorite Franke faucet will be the perfect match for your ideal Franke sink.

### Manufacturing to the finest standards

Outstanding design and quality components come together during the Franke manufacturing process. Strict adherence to Franke manufacturing standards in forming, finishing and final assembly achieves the exceptional quality and durability that makes a Franke faucet the most desired addition to a kitchen.

### Water saving feature

Conserve natural resources and trim your water bill with Franke's water saving feature. Move the handle to the first position for a water-saving 50% flow. Moving the handle to the second position allows for 100% flow.



Look for faucets with the water saving feature icon, as not all faucets have this feature.



### Quality assurance and certifications

Franke faucets are manufactured under the supervision and testing of local and international certifying bodies, including CSA, IAPMO, ICC, and NSF.

All Franke faucets meet the requirements of the Federal Safe Drinking Water Act, NSF372, NSF61 and ASME A112.18.1\CSA B125.





## Make your statement

Franke offers a large selection of premium faucet finishes to complete the design statement in your well-appointed kitchen. Complement or contrast your sink or appliances with one of 11 available finishes from Matte Black for a sophisticated, modern appeal to earthy Stone Grey or our NEW rich Champagne Gold to accent cabinetry and countertops.

### COLOR VARIATIONS



Black Stainless Steel



Satin Nickel



Stainless Steel



Polished Chrome



NEW! Champagne Gold



Matte Black



Onyx



Stone Grey



Oyster



Champagne



Polar White



Pictured FFPD5400 faucet

# Professional

The new standard for faucets

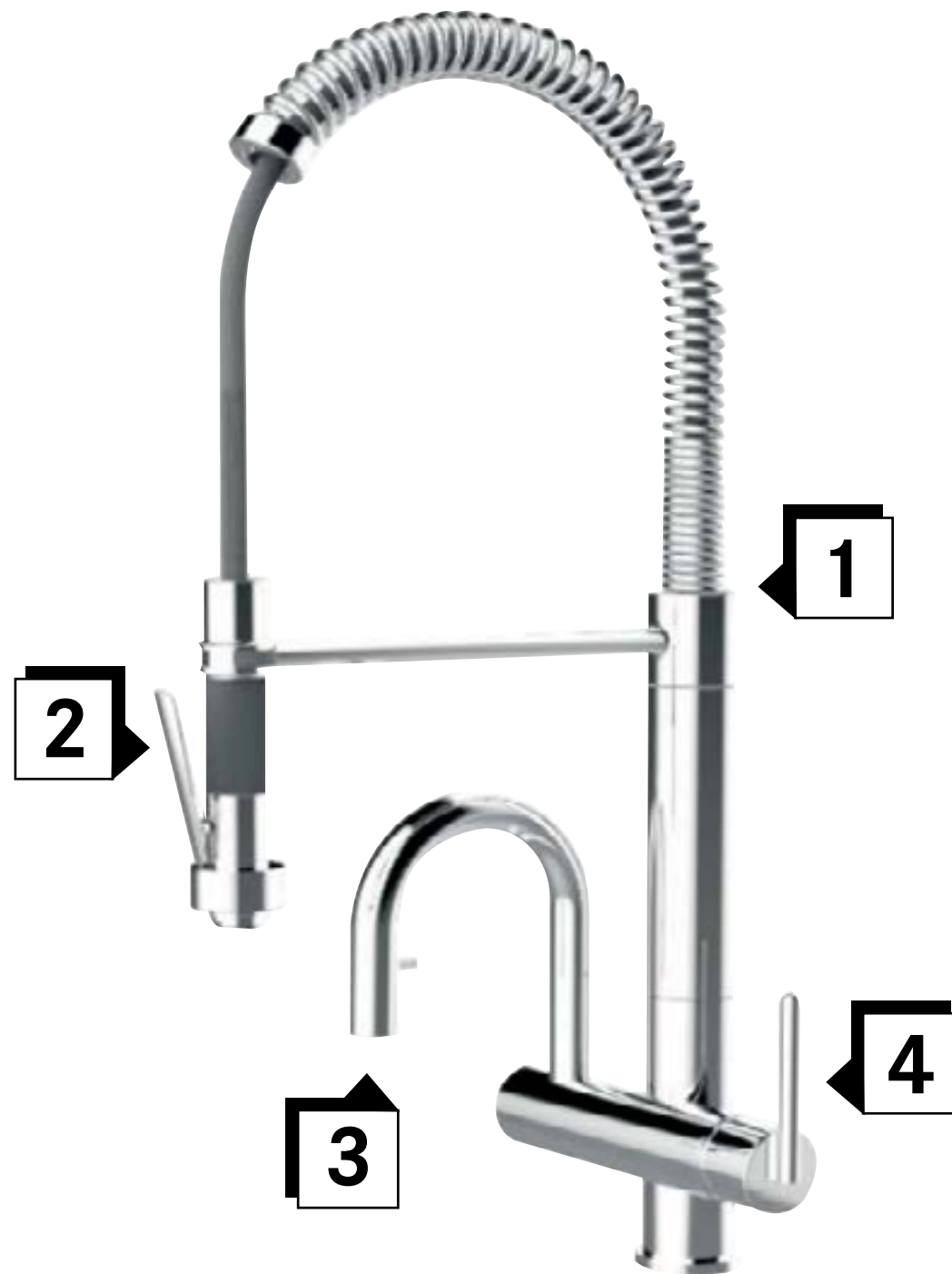
Create a chef-inspired kitchen atmosphere with the Franke Professional faucet laden in luxury and precision. This faucet is the epitome of functionality, with its dual functioning pre-rinse spray head providing a powerful needle spray and stream to blast debris off dirty dishes and produce.

The secondary spout functions as a separate filtered cold water tap (FFPD5400), giving you limitless access to clean and healthy drinking water when paired with a Franke filtration system.





# Professional



1

## Full Coverage Swivel

The 360-degree swivel spout generates a full range of motion, allowing you the flexibility to reach almost any area of your sink, and the tall arch design offers exceptional space for cleaning or filling large pots and pans.



2

## Pre-Rinse Spray

Dual functionality, toggle between spray and stream to make rinsing vegetables or cleaning food residue effortless.



3

## Filtered Water

Provides unlimited access to clean and healthy filtered drinking water when paired with Franke filters. Spout operates independently from spray head. (On select models)



4

## Single Handle Control

Easily maneuver the handle to the perfect blending point between hot and cold water, with one hand.

# Professional by Thorpe

## Design inspiration was an exercise in the balance of form and function.

“The Professional Series for Franke was an exercise in the balance of form and function. Taking cues from the design traditions of the Bauhaus and the precision of Swiss craftsmanship I found the perfect harmony between the expressive formal qualities of the faucet while highlighting its unique purpose. By finding this balance the faucet becomes universal, having the ability to find its place in any environment anywhere in the world,” states Thorpe.

2021 American Architecture Award winner Mark Thorpe established his New York based architectural and design studio in 2010. He has worked extensively in Europe, Asia and the US as an architect and designer, and continues to collaborate on projects with a wide range of partners. He has taught in the Architecture Department at Parson School of Design and the Industrial Design Department of Pratt Institute in New York City.



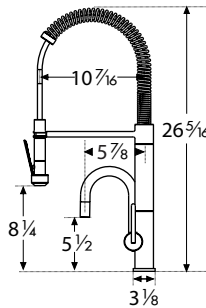
### FFPD5400

- FFPD5400 Polished Chrome \$1,450
- FFPD5480 Satin Nickel \$1,730



**FEATURES AND BENEFITS**

1-Hole Semi-Pro & 3 in 1 Hot/Cold/Filtered Cold  
Pre-Rinse Spout: Spray + Stream  
Filling Spout: Cold filtered  
Flow Rate: 1.75 gpm & .5 gpm  
Spray Function: Press & Hold  
Spray Type: Spray & Stream  
Spout Swivel Range: 360°  
Cartridge: 35mm Ceramic  
Countertop Hole Diameter: 1 3/8"  
Weight: 12 lbs.  
ADA Compliant



Note: Filter is not included. Please reference pages 258-260 for filtration options.

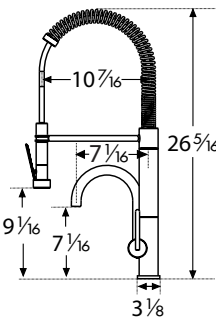
### FFPD5300

- FFPD5300 Polished Chrome \$1,350
- FFPD5380 Satin Nickel \$1,640



**FEATURES AND BENEFITS**

1-Hole Semi-Pro  
Pre-Rinse Spout: Spray Only  
Filling Spout: Stream Only  
Flow Rate: 1.75 gpm  
Spray Function: Press & Hold  
Spray Type: Spray & Stream  
Spout Swivel Range: 360°  
Cartridge: 35mm Ceramic  
Countertop Hole Diameter: 1 3/8"  
Weight: 11 lbs.  
ADA Compliant



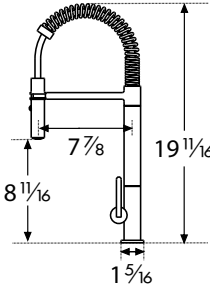
### FF5300

- FF5300 Polished Chrome \$880
- FF5380 Satin Nickel \$1,055



**FEATURES AND BENEFITS**

1-Hole Semi-Pro Pull-Down  
Flow Rate: 1.75 gpm  
Spray Function: Toggle  
Spray Type: Spray & Stream  
Spout Swivel Range: 360°  
Cartridge: 35mm Ceramic  
Countertop Hole Diameter: 1 3/8"  
Weight: 8 lbs.  
ADA Compliant



Indicates: Cold Hot Hot/Cold

ADA Compliant: Product is compliant with the American Disabilities Act when properly installed. Faucet supply lines are U.S. standard 3/8" O.D. All faucets can accommodate at least 1 1/4" countertop thickness. Several can accommodate up to 3". Call for additional thickness.





Absinthe  
Faucets

# Absinthe

Feel the Difference

You see the difference at first glance, and you feel it the moment you effortlessly lift the handle. Water starts flowing quickly and effortlessly. That's how you want water in your kitchen, whichever task you're carrying out. The retro-modern design of the Franke Absinthe faucet is nothing less than perfect. The clean style, high precision, and top quality of its metal spray head will win you over. Thanks to the long, rising spout, you can quickly fill any large pot.





Absinthe  
Faucets

Pictured FF5200 faucet, LB15200 filtration faucet



FFS5200

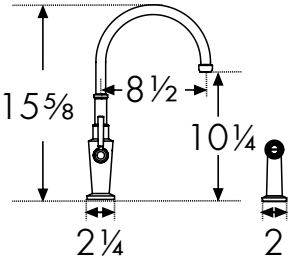
Limited Quantities Available

FFS5200		Polished Chrome	\$900
FFS5220		Matte Black	\$1,080
FFS5280		Satin Nickel	\$1,080
FFS5290SB		Satin Brass	\$1,080







FEATURES  
AND BENEFITS

1-Hole Faucet  
with Side Spray  
Flow Rate: 1.75 gpm  
Spray Function: Press & Hold  
Spray Type: Spray & Stream  
Spout Swivel Range: 360°  
Cartridge: ½" Ceramic  
Countertop Hole Diameter: 1 ¾"  
Weight: 10 lbs.  
ADA Compliant



FF5200

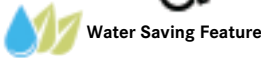
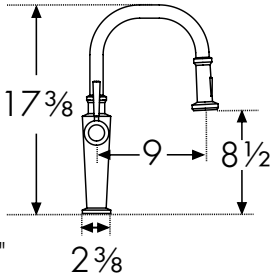
Limited Quantities Available

FF5200		Polished Chrome	\$765
FF5220		Matte Black	\$935
FF5280		Satin Nickel	\$935
FF5290SB		Satin Brass	\$935







FEATURES  
AND BENEFITS

1-Hole Pull-Down  
Flow Rate: 1.75 gpm  
Spray Function: Toggle  
Spray Type: Spray & Stream  
Spout Swivel Range: 180°  
Cartridge: 35mm Ceramic  
Countertop Hole Diameter: 1 ¾"  
Weight: 11 lbs.  
Magnetic Spray Dock  
ADA Compliant



FFPS5200

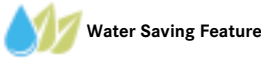
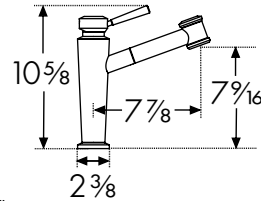
Limited Quantities Available

FFPS5200		Polished Chrome	\$765
FFPS5220		Matte Black	\$935
FFPS5280		Satin Nickel	\$935
FFPS5290SB		Satin Brass	\$935







FEATURES  
AND BENEFITS

1-Hole Pull-Out  
Flow Rate: 1.75 gpm  
Spray Function: Toggle  
Spray Type: Spray & Stream  
Spout Swivel Range: 180°  
Cartridge: 35mm Ceramic  
Countertop Hole Diameter: 1 ¾"  
Weight: 9 lbs.



PF5200

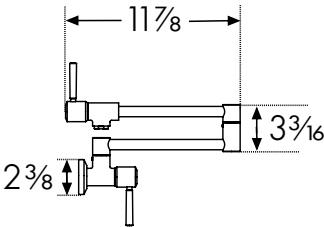
Limited Quantities Available

PF5200		Polished Chrome	\$765
PF5220		Matte Black	\$935
PF5280		Satin Nickel	\$935
PF5290SB		Satin Brass	\$935







FEATURES  
AND BENEFITS

Wall Mount Pot Filler  
Flow Rate: 2.2 gpm  
Spout Swivel Range: 180°  
Cartridge: ½" Ceramic  
Weight: 6 lbs.  
ADA Compliant



FFP5200

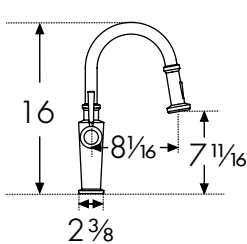
Limited Quantities Available

FFP5200		Polished Chrome	\$725
FFP5220		Matte Black	\$885
FFP5280		Satin Nickel	\$885
FFP5290SB		Satin Brass	\$885







FEATURES  
AND BENEFITS

1-Hole Prep  
Flow Rate: 1.75 gpm  
Spray Function: Toggle  
Spray Type: Spray & Stream  
Spout Swivel Range: 180°  
Cartridge: 35mm Ceramic  
Countertop Hole Diameter: 1 ¾"  
Weight: 11 lbs.  
Magnetic Spray Dock  
ADA Compliant



FFB5200

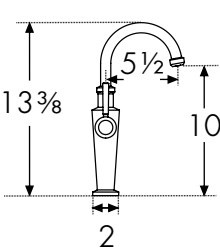
Limited Quantities Available

FFB5200		Polished Chrome	\$550
FFB5220		Matte Black	\$675
FFB5280		Satin Nickel	\$675
FFB5290SB		Satin Brass	\$675



FEATURES  
AND BENEFITS

1-Hole Bar  
Flow Rate: 1.75 gpm  
Spray Type: Stream  
Spout Swivel Range: 360°  
Cartridge: 28mm Ceramic  
Countertop Hole Diameter: 1 ¾"  
Weight: 6 lbs.  
ADA Compliant



FFT5200

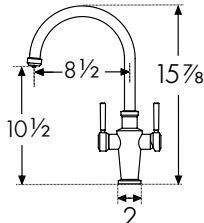
Limited Quantities Available

FFT5200		Polished Chrome	\$725
FFT5220		Matte Black	\$885
FFT5280		Satin Nickel	\$885



FEATURES  
AND BENEFITS





3 in 1 Hot/Cold/Filtered Cold  
Flow Rate: 1.75 gpm/0.5 gpm  
Spray Type: Stream  
Spout Swivel Range: 360°  
Cartridge: 28mm Ceramic  
Countertop Hole Diameter: 1 ¾"  
Weight: 10 lbs.  
ADA Compliant



Note: Filter is not included. Please reference pages 258-260 for filtration options.

DW15000

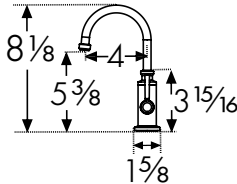
Limited Quantities Available

DW15000		Polished Chrome	\$540
DW15020		Matte Black	\$630
DW15080		Satin Nickel	\$630
DW15090		Satin Brass	\$630



FEATURES  
AND BENEFITS

The Little Butler® Cold Filtered  
Flow Rate: 0.5 gpm  
Spray Type: Stream  
Spout Swivel Range: 360°  
Cartridge: ¾" Ceramic  
Countertop Hole Diameter: 1 ¼"  
Weight: 3 lbs.  
ADA Compliant







Indicates:  Cold  Hot  Hot/Cold

ADA Compliant: Product is compliant with the American Disabilities Act when properly installed.  
Faucet supply lines are U.S. standard ¾" O.D. All faucets can accommodate at least 1 ¼" countertop thickness. Several can accommodate up to 3". Call for additional thickness.



LB15100

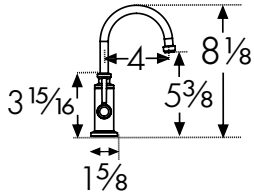
Limited Quantities Available

LB15100		Polished Chrome	\$540
LB15120		Matte Black	\$630
LB15180		Satin Nickel	\$630
LB15190		Satin Brass	\$630







FEATURES  
AND BENEFITS

The Little Butler® Hot Filtered  
Flow Rate: 0.5 gpm  
Spray Type: Stream  
Spout Swivel Range: 360°  
Cartridge: ¾" Ceramic  
Countertop Hole Diameter: 1 ¼"  
Weight: 3 lbs.  
ADA Compliant 




LB15200

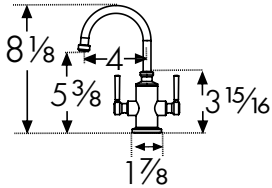
Limited Quantities Available

LB15200		Polished Chrome	\$660
LB15220		Matte Black	\$795
LB15280		Satin Nickel	\$795
LB15290		Satin Brass	\$795



FEATURES  
AND BENEFITS





The Little Butler® Hot/Cold Filtered  
Flow Rate: 0.5 gpm  
Spray Type: Stream  
Spout Swivel Range: 360°  
Cartridge: ¾" Ceramic  
Countertop Hole Diameter: 1 ¼"  
Weight: 3 lbs.  
ADA Compliant 



Absinthe Dispenser

SD5200

Limited Quantities Available

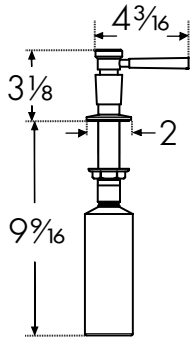
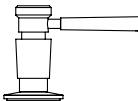
SD5200		Polished Chrome	\$170
SD5220		Matte Black	\$210
SD5280		Satin Nickel	\$210
SD5290SB		Satin Brass	\$210



FEATURES  
AND BENEFITS

Hole Size: 1 ½"  
Weight: 1 lb.  
Capacity: 10 oz.

Dispenser Head Detail



Indicates:  Cold  Hot  Hot/Cold

ADA Compliant: Product is compliant with the American Disabilities Act when properly installed.  
Faucet supply lines are U.S. standard ¾" O.D. All faucets can accommodate at least 1 ¼" countertop thickness. Several can accommodate up to 3". Call for additional thickness.

Pictured FF5290SB faucet



Pictured FF4400 faucet

# Pescara

Faucets worth talking about


Franke Pescara faucets with a modern yet elegant design are bound to amaze you and your guests. Pescara is one of Franke's faucet ranges that will turn the heads of everyone who wanders into your kitchen, and it will quickly become the room's centerpiece.

The clean design and detailed craftsmanship make Pescara faucets ideal for those who savor simplicity combined with exquisite performance and a simple but impressive aesthetic look for all tastes.






# Pescara



1

## High Performance Dual Spray Function

Move smoothly from spray jet to normal spray without the need to reduce water pressure between modes.



2

## Durable Coil Spring Hose

Flexible metal spring hose allows maximum reach of the entire sink.



3

## Magnetic Docking

An intuitive, quick release, magnetic dock holds the spray head securely in place when not in use.



4

## Full Coverage Swivel

The 360 degree swivel spout generates a full range of motion, allowing you the flexibility to reach almost any area of your sink. The tall arch design offers exceptional space for cleaning or filling large pots and pans.

FFPD4300

- FFPD4300

Polished Chrome

\$900
- FFPD4350

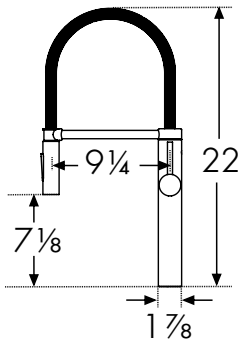
Stainless Steel

\$1,060



FEATURES  
AND BENEFITS

1-Hole Semi-Pro  
Flow Rate: 1.75 gpm  
Spray Function: Toggle  
Spray Type: Spray & Stream  
Spout Swivel Range: 360°  
Cartridge: 35mm Ceramic  
Countertop Hole Diameter: 1 3⁄8"  
Weight: 10 lbs.  
Magnetic Spray Dock  
ADA Compliant



FFPD4400

- FFPD4400

Polished Chrome

\$750
- FFPD4450

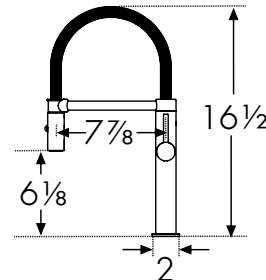
Stainless Steel

\$915



FEATURES  
AND BENEFITS

1-Hole Semi-Pro  
Flow Rate: 1.75 gpm  
Spray Function: Toggle  
Spray Type: Spray & Stream  
Spout Swivel Range: 360°  
Cartridge: 25mm Ceramic (FFPD4450)  
28mm Ceramic (FFPD4400)  
Countertop Hole Diameter: 1 3⁄8"  
Weight: 8 lbs.  
Magnetic Spray Dock  
ADA Compliant



FF4400

- FF4400

Polished Chrome

\$730
- FF4420

Matte Black

\$880
- FF4480

Satin Nickel

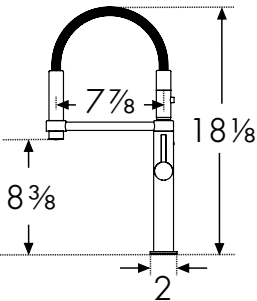
\$880



Extended View

FEATURES  
AND BENEFITS

1-Hole Semi-Pro  
Flow Rate: 1.75 gpm  
Spray Function: Press & Hold  
Spray Type: Spray & Stream  
Spout Swivel Range: 360°  
Cartridge: 28mm Ceramic  
Countertop Hole Diameter: 1 3⁄8"  
Weight: 8 lbs.  
Magnetic Spray Dock  
ADA Compliant



FF4800

- FF4800

Polished Chrome

\$730
- FF4880

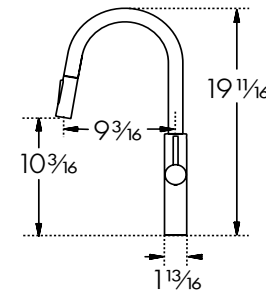
Satin Nickel

\$880



FEATURES  
AND BENEFITS

1-Hole Pull-Down  
Flow Rate: 1.75 gpm  
Spray Function: Toggle  
Spray Type: Spray & Stream  
Spout Swivel Range: 180°  
Cartridge: 35mm Ceramic  
Countertop Hole Diameter: 1 3⁄8"  
Weight: 7 lbs.  
ADA Compliant



FF4700

- FF4700

Polished Chrome

\$700
- FF4720

Matte Black

\$825
- FF4780

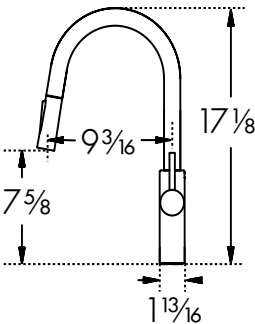
Satin Nickel

\$825



FEATURES  
AND BENEFITS

1-Hole Pull-Down  
Flow Rate: 1.75 gpm  
Spray Function: Toggle  
Spray Type: Spray & Stream  
Spout Swivel Range: 180°  
Cartridge: 35mm Ceramic  
Countertop Hole Diameter: 1 3⁄8"  
Weight: 6 lbs.  
ADA Compliant



FFP4400

- FFP4400

Polished Chrome

\$510
- FFP4480

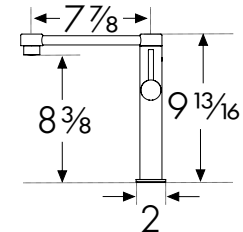

Satin Nickel

\$635



FEATURES  
AND BENEFITS

1-Hole Prep  
Flow Rate: 1.75 gpm  
Spray Type: Stream  
Spout Swivel Range: 360°  
Cartridge: 28mm Ceramic  
Countertop Hole Diameter: 1 3⁄8"  
Weight: 7 lbs.  
ADA Compliant



PFD4400

- PFD4400

Polished Chrome

\$730
- PFD4480

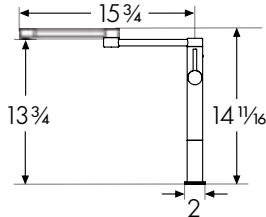
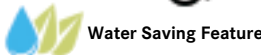
Satin Nickel

\$765



FEATURES  
AND BENEFITS

Deck Mount Pot Filler  
Flow Rate: 1.75 gpm  
Spout Swivel Range: 360°  
Cartridge: 28mm Ceramic  
Countertop Hole Diameter: 1 3⁄8"  
Weight: 8 lbs.  
ADA Compliant



PF4400

- PF4400

Polished Chrome

\$730
- PF4480

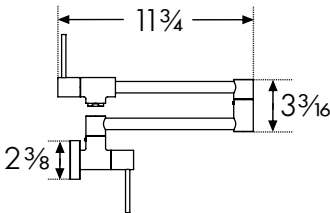
Satin Nickel

\$880






FEATURES  
AND BENEFITS

Wall Mount Pot Filler  
Flow Rate: 2.2 gpm  
Spout Swivel Range: 180°  
Cartridge: 1⁄2" Ceramic  
Weight: 6 lbs.  
ADA Compliant





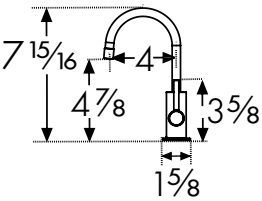
DW16000

DW16000		Polished Chrome	\$520
DW16040		Gun Metal	\$610
DW16061		Copper	\$610
DW16065		Bronze	\$610
DW16080		Satin Nickel	\$610






FEATURES  
AND BENEFITS

The Little Butler® Cold Filtered  
Flow Rate: 0.5 gpm  
Spray Type: Stream  
Spout Swivel Range: 360°  
Cartridge: ¾" Ceramic  
Countertop Hole Diameter: 1 ¼"  
Weight: 3 lbs.  
ADA Compliant



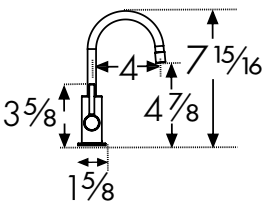
LB16100

LB16100		Polished Chrome	\$520
LB16120		Matte Black	\$610
LB16190		Satin Brass	\$610



FEATURES  
AND BENEFITS

The Little Butler® Hot Filtered  
Flow Rate: 0.5 gpm  
Spray Type: Stream  
Spout Swivel Range: 360°  
Cartridge: ¾" Ceramic  
Countertop Hole Diameter: 1 ¼"  
Weight: 3 lbs.  
ADA Compliant



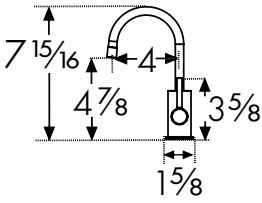
LB16200

LB16200		Polished Chrome	\$660
LB16220		Matte Black	\$795



FEATURES  
AND BENEFITS

The Little Butler® Hot/Cold Filtered  
Flow Rate: 0.5 gpm  
Spray Type: Stream  
Spout Swivel Range: 360°  
Cartridge: ¾" Ceramic  
Countertop Hole Diameter: 1 ¼"  
Weight: 3 lbs.  
ADA Compliant



Indicates:  Cold  Hot  Hot/Cold

ADA Compliant: Product is compliant with the American Disabilities Act when properly installed.  
Faucet supply lines are U.S. standard ¾" O.D. All faucets can accommodate at least 1 ¼" countertop thickness. Several can accommodate up to 3". Call for additional thickness.



Pictured PFD4400 faucet

# Peak

Seriously enjoyable

It takes two to create the perfect stainless steel faucet: Passion and precision. We’ve invested decades of stainless steel experience and 1000’s of hours to perfect the fine lines and the solid manufacture of the Peak faucet.

The Peak faucet makes its entrance showing outstanding features, such as the swivel spout and semi-pro pull-down nozzle. The pore-free surface is scratch-, heat- and corrosion-resistant stainless steel, easy to keep hygienic and clean.




Pictured FFPD5550 faucet

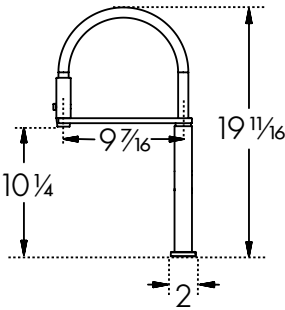
FFPD5550

FFPD5550  Stainless Steel \$860



FEATURES  
AND BENEFITS

- 1-Hole Semi-Pro
- Flow Rate: 1.75 gpm
- Spray Function: Toggle
- Spray Type: Spray & Stream
- Spout Swivel Range: 360°
- Cartridge: 35mm Ceramic
- Countertop Hole Diameter: 1 3/8"
- Weight: 8 lbs.
- ADA Compliant 







Pictured FF3120MBK faucet

# Ambient


The perfect faucet for the perfect kitchen

Your faucet needs to be stylish yet practical, sophisticated, and with a great, long-lasting design, just like Franke's elegantly designed Ambient faucets.

Our top-quality Ambient faucets are equipped with a long extendable nozzle enabling you to fill large pots quickly and giving you all the freedom to work in and around your sink. They come with a Franke ceramic disk cartridge to guarantee excellent, long-lasting, smooth water flow. Enhance your workspace with the collection's filtration faucets and pot filler to have all the functions you need—in a beautifully coordinated style.



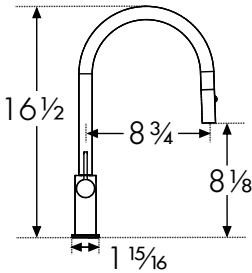
FF3100

FF3100		Polished Chrome	\$700
FF3120MBK		Matte Black	\$825
FF3180		Satin Nickel	\$825



FEATURES  
AND BENEFITS

1-Hole Pull-Down  
Flow Rate: 1.75 gpm  
Spray Function: Toggle  
Spray Type: Spray & Stream  
Spout Swivel Range: 180°  
Cartridge: 28mm Ceramic  
Countertop Hole Diameter: 1 3⁄8"  
Weight: 6 lbs.  
Magnetic Spray Dock  
ADA Compliant



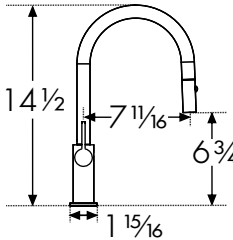
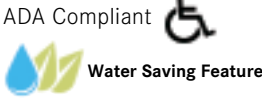
FFP3100

FFP3100		Polished Chrome	\$660
FFP3120MBK		Matte Black	\$785
FFP3180		Satin Nickel	\$785






FEATURES  
AND BENEFITS

1-Hole Pull-Down Prep  
Flow Rate: 1.75 gpm  
Spray Function: Toggle  
Spray Type: Spray & Stream  
Spout Swivel Range: 180°  
Cartridge: 28mm Ceramic  
Countertop Hole Diameter: 1 3⁄8"  
Weight: 6 lbs.  
ADA Compliant



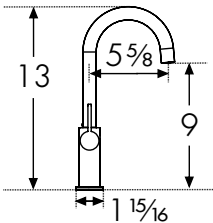
FFB3100

FFB3100		Polished Chrome	\$465
FFB3120MBK		Matte Black	\$590
FFB3180		Satin Nickel	\$590





FEATURES  
AND BENEFITS

1-Hole Bar  
Flow Rate: 1.75 gpm  
Spray Type: Stream  
Spout Swivel Range: 360°  
Cartridge: 28mm Ceramic  
Countertop Hole Diameter: 1 3⁄8"  
Weight: 5 lbs.  
ADA Compliant



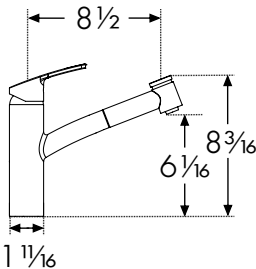
FFPS3600

FFPS3600		Polished Chrome	\$530
FFPS3680		Satin Nickel	\$660



FEATURES  
AND BENEFITS

1-Hole Pull-Out  
Flow Rate: 1.75 gpm  
Spray Function: Toggle  
Spray Type: Spray & Stream  
Spout Swivel Range: 110°  
Cartridge: 35mm Ceramic  
Countertop Hole Diameter: 1 3⁄8"  
Weight: 6 lbs.  
ADA Compliant



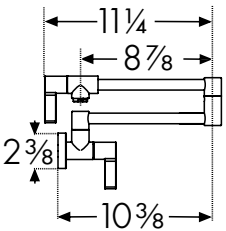
PF3100

PF3100		Polished Chrome	\$700
PF3120MBK		Matte Black	\$825
PF3180		Satin Nickel	\$825





FEATURES  
AND BENEFITS

Wall Mount Pot Filler  
Flow Rate: 2.2 gpm  
Spout Swivel Range: 180°  
Cartridge: 1⁄2" Ceramic  
Weight: 5 lbs.  
ADA Compliant



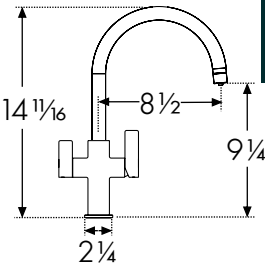
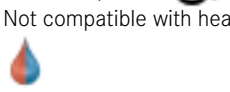
FFT3100

FFT3100		Polished Chrome	\$660
FFT3180		Satin Nickel	\$785



FEATURES  
AND BENEFITS

3 in 1 Hot/Cold/Filtered Cold  
Flow Rate: 1.75 gpm/0.5 gpm  
Spray Type: Stream  
Spout Swivel Range: 360°  
Cartridge: 28mm Ceramic  
Countertop Hole Diameter: 1 3⁄8"  
Weight: 6 lbs.  
ADA Compliant  
Not compatible with heating tank



Note: Filter is not included. Please reference pages 258-260 for filtration options.



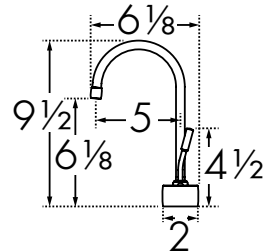
DW7000C

DW7000C		Polished Chrome	\$495
DW7020C		Matte Black	\$595
DW7080C		Satin Nickel	\$595



FEATURES  
AND BENEFITS

The Little Butler® Cold Filtered  
Flow Rate: 0.5 gpm  
Spray Type: Stream  
Spout Swivel Range: 360°  
Cartridge: 3⁄8" Ceramic  
Countertop Hole Diameter: 1 3⁄8"  
Weight: 3 lbs.  
ADA Compliant



Indicates:  Cold  Hot  Hot/Cold

ADA Compliant: Product is compliant with the American Disabilities Act when properly installed.  
Faucet supply lines are U.S. standard 3⁄8" O.D. All faucets can accommodate at least 1 3⁄4" countertop thickness. Several can accommodate up to 3". Call for additional thickness.



LB7100C

- LB7100C

Polished Chrome

\$495
- LB7120C

Matte Black

\$595
- LB7180C

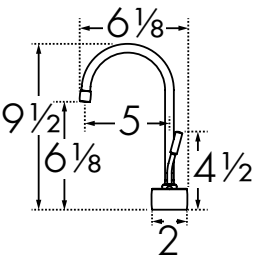
Satin Nickel

\$595



FEATURES  
AND BENEFITS

The Little Butler® Hot Filtered  
Flow Rate: 0.5 gpm  
Spray Type: Stream  
Spout Swivel Range: 360°  
Cartridge: ¾" Ceramic  
Countertop Hole Diameter: 1 ⅜"  
Weight: 3 lbs.  
ADA Compliant



LB7200C

- LB7200C

Polished Chrome

\$680
- LB7220C

Matte Black

\$815
- LB7280C

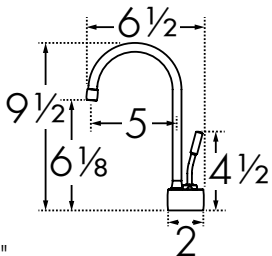
Satin Nickel

\$815



FEATURES  
AND BENEFITS

The Little Butler® Hot/Cold Filtered  
Flow Rate: 0.5 gpm  
Spray Type: Stream  
Spout Swivel Range: 360°  
Cartridge: ¾" Ceramic  
Countertop Hole Diameter: 1 ⅜"  
Weight: 3 lbs.  
ADA Compliant



DW10000

- DW10000

Polished Chrome

\$520
- DW10020

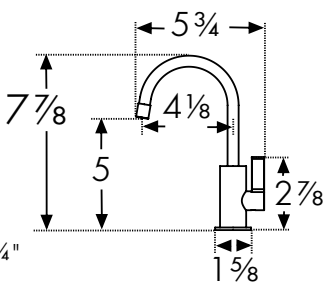
Matte Black

\$610



FEATURES  
AND BENEFITS

The Little Butler® Cold Filtered  
Flow Rate: 0.5 gpm  
Spray Type: Stream  
Spout Swivel Range: 360°  
Cartridge: ¾" Ceramic  
Countertop Hole Diameter: 1 ¼"  
Weight: 2 lbs.  
ADA Compliant



LB10120

- LB10120

Matte Black

\$610
- LB10180

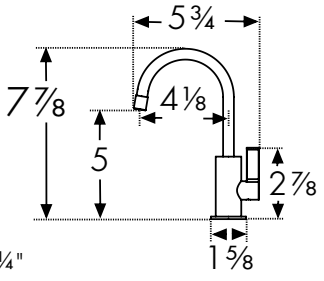
Satin Nickel

\$610



FEATURES  
AND BENEFITS

The Little Butler® Hot Filtered  
Flow Rate: 0.5 gpm  
Spray Type: Stream  
Spout Swivel Range: 360°  
Cartridge: ¾" Ceramic  
Countertop Hole Diameter: 1 ¼"  
Weight: 3 lbs.  
ADA Compliant



Indicates: Cold Hot Hot/Cold

LB10200

- LB10200

Polished Chrome

\$660
- LB10220

Matte Black

\$795
- LB10280

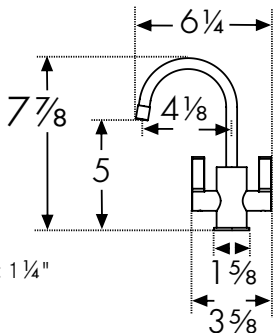
Satin Nickel

\$795



FEATURES  
AND BENEFITS

The Little Butler® Hot/Cold Filtered  
Flow Rate: 0.5 gpm  
Spray Type: Stream  
Spout Swivel Range: 360°  
Cartridge: ¾" Ceramic  
Countertop Hole Diameter: 1 ¼"  
Weight: 3 lbs.  
ADA Compliant



SD3100

- SD3100

Polished Chrome

\$150
- SD3120MBK

Matte Black

\$190
- SD3180

Satin Nickel

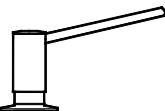
\$190



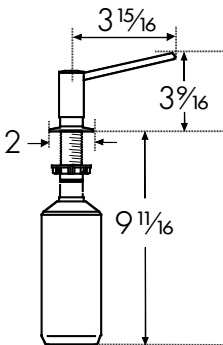
FEATURES  
AND BENEFITS

Hole Size: 1 ⅝"  
Weight: 1 lb.  
Capacity: 10 oz.

Dispenser Head Detail



Ambient Dispenser





Steel  
Faucets

Steel  
Faucets

# Steel

Cooking starts with a drop of water

How many liters of water run through your kitchen tap day by day? So, isn't it reasonable to spend a few minutes evaluating which faucet you want? The Steel faucets, for instance, combine all the advantages of a modern tap in a straightforward design: a high, rotating spout for cleaning fruit and vegetables and filling large pots quickly.

With the pull-down spray, use becomes even more sophisticated and professional. The single-lever handle offers you the exact amount and temperature of water in one twist. The Steel faucets are built in solid, corrosion-resistant stainless steel and equipped with a 35mm cartridge for a highly functional, long-lasting experience.



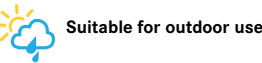
Pictured FFP3450 faucet, LB13150 filtration faucet and SD3450 soap dispenser



FF3452SS

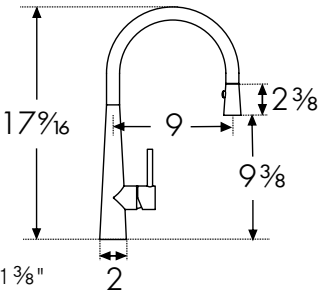
FF3452SS  Stainless Steel

\$965



FEATURES  
AND BENEFITS

1-Hole Pull-Down  
Flow Rate: 1.75 gpm  
Spray Function: Toggle  
Spray Type: Spray & Stream  
Spout Swivel Range: 360°  
Cartridge: 35mm Ceramic  
Countertop Hole Diameter: 1 3/8"  
Weight: 8 lbs.  
316 Stainless Steel  
ADA Compliant



FF3450

FF3450  Stainless Steel

\$790

FF3425BSS  Black Stainless Steel

\$965

NEW

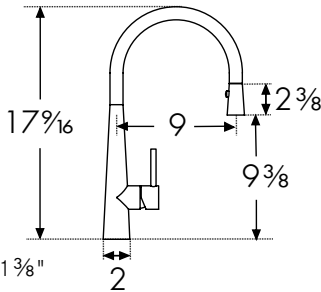
FF3491CHG  Champagne Gold

\$965



FEATURES  
AND BENEFITS

1-Hole Pull-Down  
Flow Rate: 1.75 gpm  
Spray Function: Toggle  
Spray Type: Spray & Stream  
Spout Swivel Range: 360°  
Cartridge: 35mm Ceramic  
Countertop Hole Diameter: 1 3/8"  
Weight: 8 lbs.  
ADA Compliant



FFP3450

FFP3450  Stainless Steel

\$720

FFP3425BSS  Black Stainless Steel

\$880

NEW

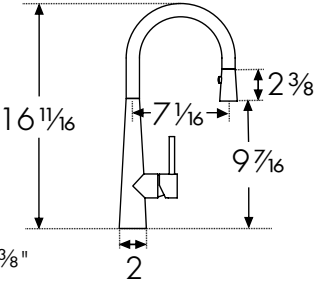
FFP3491CHG  Champagne Gold

\$880



FEATURES  
AND BENEFITS

1-Hole Pull-Down Prep  
Flow Rate: 1.75 gpm  
Spray Function: Toggle  
Spray Type: Spray & Stream  
Spout Swivel Range: 360°  
Cartridge: 35mm Ceramic  
Countertop Hole Diameter: 1 3/8"  
Weight: 8 lbs.  
ADA Compliant



FFB3450

FFB3450  Stainless Steel

\$560

FFB3425BSS  Black Stainless Steel

\$685

NEW

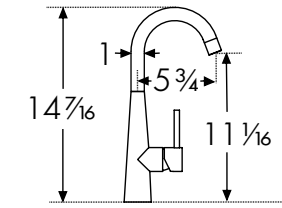
FFB3491CHG  Champagne Gold

\$685



FEATURES  
AND BENEFITS

1-Hole Bar  
Flow Rate: 1.75 gpm  
Spray Type: Stream  
Spout Swivel Range: 360°  
Cartridge: 35mm Ceramic  
Countertop Hole Diameter: 1 3/8"  
Weight: 5 lbs.  
ADA Compliant



FFPS3450

FFPS3450  Stainless Steel

\$720

FFPS3425BSS  Black Stainless Steel

\$880

NEW

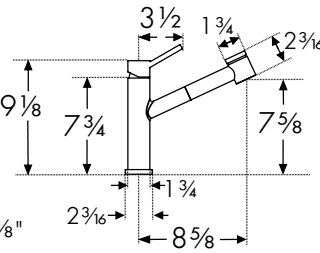
FFPS3491CHG  Champagne Gold

\$880



FEATURES  
AND BENEFITS

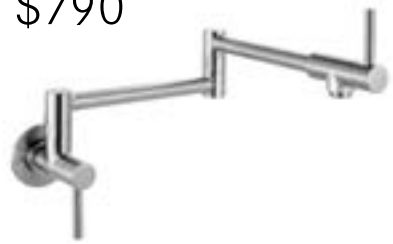
1-Hole Pull-Out  
Flow Rate: 1.75 gpm  
Spray Function: Toggle  
Spray Type: Spray & Stream  
Spout Swivel Range: 150°  
Cartridge: 35mm Ceramic  
Countertop Hole Diameter: 1 3/8"  
Weight: 8 lbs.  
ADA Compliant



PF3450

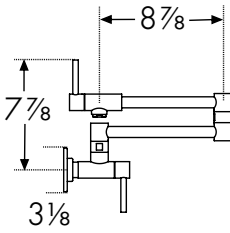
PF3450  Stainless Steel

\$790



FEATURES  
AND BENEFITS

Wall Mount Pot Filler  
Flow Rate: 2.2 gpm  
Spout Swivel Range: 180°  
Cartridge: 1/2" Ceramic  
Weight: 6 lbs.  
ADA Compliant



DW13050

DW13050  Stainless Steel

\$545

DW13025BSS  Black Stainless Steel

\$660

NEW

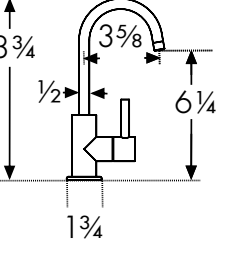
DW13091CHG  Champagne Gold

\$660



FEATURES  
AND BENEFITS

The Little Butler® Cold Filtered  
Flow Rate: 0.5 gpm  
Spray Function: Stream  
Spout Swivel Range: 360°  
Cartridge: 3/8" Ceramic  
Countertop Hole Diameter: 1 1/4"  
Weight: 3 lbs.  
ADA Compliant



LB13150

LB13150  Stainless Steel

\$545

LB13125BSS  Black Stainless Steel

\$660

NEW

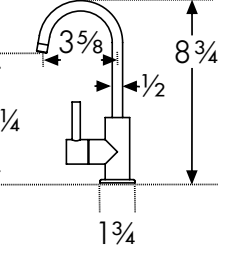
LB13191CHG  Champagne Gold

\$660



FEATURES  
AND BENEFITS

The Little Butler® Hot Filtered  
Flow Rate: 0.5 gpm  
Spray Type: Stream  
Spout Swivel Range: 360°  
Cartridge: 3/8" Ceramic  
Countertop Hole Diameter: 1 1/4"  
Weight: 3 lbs.  
ADA Compliant







Indicates:  Cold  Hot  Hot/Cold

ADA Compliant: Product is compliant with the American Disabilities Act when properly installed.  
Faucet supply lines are U.S. standard 3/8" O.D. All faucets can accommodate at least 1 3/4" countertop thickness. Several can accommodate up to 3". Call for additional thickness.


Steel

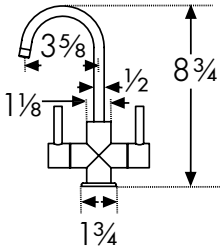
LB13250

LB13250		Stainless Steel	\$670
LB13225BSS		Black Stainless Steel	\$790
 LB13291CHG		Champagne Gold	\$790







FEATURES  
AND BENEFITS

The Little Butler®  
Hot/Cold Filtered  
Flow Rate: 0.5 gpm  
Spray Type: Stream  
Spout Swivel Range: 360°  
Cartridge: ¾" Ceramic  
Countertop Hole Diameter: 1 ¼"  
Weight: 4 lbs.  
ADA Compliant 



Steel Dispenser

SD3450SS

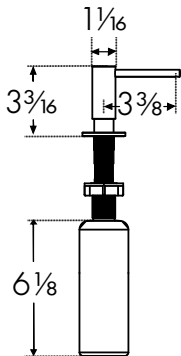
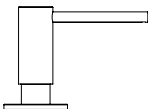
SD3450SS		Stainless Steel	\$285
SD3425BSS		Black Stainless Steel	\$285
 SD3491CHG		Champagne Gold	\$285



FEATURES  
AND BENEFITS

Hole Size: 1 ⅝"  
Weight: 1 lb.  
Capacity: 11.5 oz.  
316 Stainless Steel

Dispenser Head Detail



Indicates:  Cold  Hot  Hot/Cold





Pictured FF5820MBK faucet

# Active

Exceptional design, inside and out

Our Active faucets offer the best of both worlds - design and sustainability. With two designs, each available in a range of stunning finishes, the appeal is obvious. However, there is much more to these faucets than just great looks.

Delivering exceptional functionality, our Active faucets are designed for improved sustainability - actively saving both water and energy. Plus, they use fewer components and smaller amounts of costly materials such as brass, but without any compromise to quality.



# EXCEPTIONAL DESIGN, INSIDE AND OUT

The Active faucets range



## Stylishly Sustainable

ECO Cartridge uses up to 50% less water

Our Active faucets offer the best of both worlds – design and sustainability. With two design options, each available in a range of stunning contemporary finishes, the appeal is obvious.

The secret to this performance is the environmentally beneficial ECO cartridge, which is designed to limit both the flow and temperature of the water.

But that’s not all, our Active faucets also feature a Laminar Aerator, delivering a crystal clear, non-splashing water stream and spray jet function, for more powerful, precise cleaning.



Your perfect fit is out there

### The Active Neo Faucets


In a choice of contemporary colors.

#### STYLES



Pull-Down dual spray

#### FINISHES



Sufficient water & pressure at just **50% open**

### The Active Plus Faucets

Available in a number of soft, sophisticated hues.

#### STYLES



Pull-Out dual spray

#### FINISHES



Remove the lever and turn the ring nut inside to limit the flow temperature\*

\*always refer to the installation manual



Active



1

Dual Function Spray Head

Delivering a more powerful stream thanks to the needle spray used, it is easier to rinse fruit and vegetables, as well as remove stubborn dirt from dishes. The stream can also reach every part of the sink, making it easier to clean.



2

Water Saving

The stepped lever helps you use less water, reducing your environmental impact. With the lever open just 50% of the way, the Active faucet will deliver sufficient water with enough pressure and at a suitable temperature to suit most tasks.



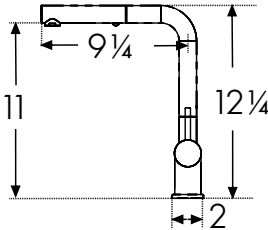

Active Plus  
NEW FFPS5800

FFPS5800CH	Polished Chrome	\$640
FFPS5801ONY	Onyx	\$770
FFPS5804OYS	Oyster	\$770
FFPS5805CHA	Champagne	\$770
FFPS5807STG	Stone Grey	\$770
FFPS5808PWT	Polar White	\$770
FFPS5820MBK	Matte Black	\$770
FFPS5880SN	Satin Nickel	\$770



FEATURES AND BENEFITS

1-Hole Pull-Out  
Flow Rate: 1.75 gpm  
Spray Function: Toggle  
Spray Type: Spray & Stream  
Spout Swivel Range: 360°  
Cartridge: 35mm Ceramic  
Countertop Hole Diameter: 1 3/8"  
Weight: 7 lbs.  
ADA Compliant



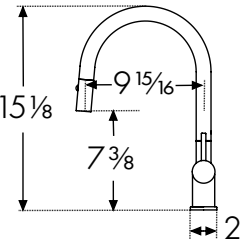
Active Neo  
NEW FF5800

FF5800CH	Polished Chrome	\$640
FF5820MBK	Matte Black	\$770
FF5880SN	Satin Nickel	\$770



FEATURES AND BENEFITS

1-Hole Pull-Down  
Flow Rate: 1.75 gpm  
Spray Type: Toggle  
Spray Type: Spray & Stream  
Spout Swivel Range: 360°  
Cartridge: 35mm Ceramic  
Countertop Hole Diameter: 1 3/8"  
Weight: 8 lbs.  
ADA Compliant



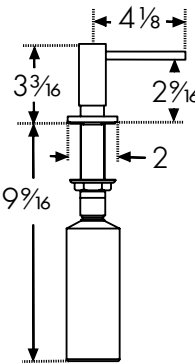
SD3200

SD3200	Polished Chrome	\$145
SD3201	Onyx	\$180
SD3204	Oyster	\$180
SD3205	Champagne	\$180
SD3207	Stone Grey	\$180
SD3214	Polar White	\$180
SD3220	Matte Black	\$180
SD3280	Satin Nickel	\$180



FEATURES AND BENEFITS

Hole Size: 1 1/8"  
Weight: 1 lb.  
Capacity: 10 oz.



Active Dispenser

# Kubus

Change your perspective


With its inclined geometric design and elegant, stainless-steel look, Kubus stands out in the kitchen. But there is much more to this sophisticated faucet than meets the eye.

The height of the swivel spout allows you to fill large pots quickly and offers greater freedom and flexibility when working at the sink. The Kubus pull-down faucet convenient spray head is discreetly hidden inside the spout. After use, it smoothly glides back into place thanks to a magnetic connection.



Pictured FF4250 faucet


## FF4250

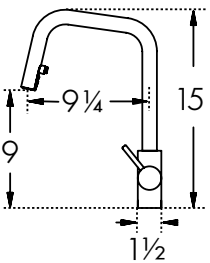
FF4250  Stainless Steel

\$680



### FEATURES AND BENEFITS

1-Hole Pull-Down  
Flow Rate: 1.75 gpm  
Spray Function: Toggle  
Spray Type: Spray & Stream  
Spout Swivel Range: 180°  
Cartridge: 35mm Ceramic  
Countertop Hole Diameter: 1 3/8"  
Weight: 7 lbs.  
ADA Compliant 




## FFP4250

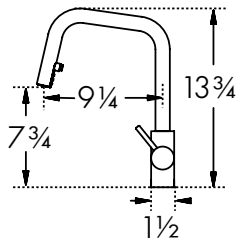
FFP4250  Stainless Steel

\$610



### FEATURES AND BENEFITS

1-Hole Pull-Down Prep  
Flow Rate: 1.75 gpm  
Spray Function: Toggle  
Spray Type: Spray & Stream  
Spout Swivel Range: 180°  
Cartridge: 35mm Ceramic  
Countertop Hole Diameter: 1 3/8"  
Weight: 6 lbs.  
ADA Compliant 




## FFB4250

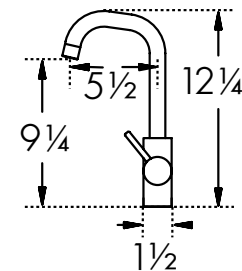
FFB4250  Stainless Steel

\$495



### FEATURES AND BENEFITS

1-Hole Bar  
Flow Rate: 1.75 gpm  
Spray Type: Stream  
Spout Swivel Range: 180°  
Cartridge: 35mm Ceramic  
Countertop Hole Diameter: 1 3/8"  
Weight: 4 lbs.  
ADA Compliant 







# Cube

Performs at every level

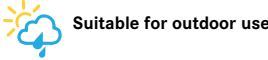
The Franke Cube faucet range is exceptionally stylish, timeless and durable. Their functional design is what makes them valuable on an everyday basis. You can conveniently wash dishes or fill a large pot under the high spout. The pull-out spray and 360 degree spray provide maximum reach to every corner of the sink.



Pictured FFPD3350 faucet

FF3352

FF3352 Stainless Steel

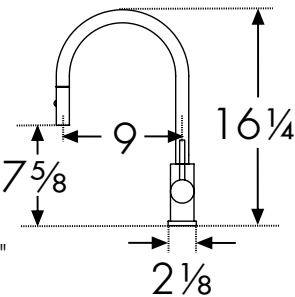


\$850



FEATURES  
AND BENEFITS

1-Hole Pull-Down  
Flow Rate: 1.75 gpm  
Spray Function: Toggle  
Spray Type: Spray & Stream  
Spout Swivel Range: 360°  
Cartridge: 35mm Ceramic  
Countertop Hole Diameter: 1 3⁄8"  
Weight: 10 lbs.  
316 Stainless Steel  
ADA Compliant



FF3350

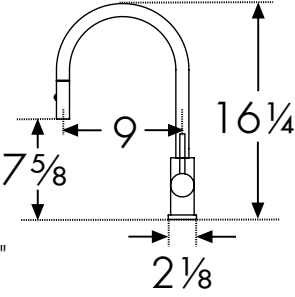
FF3350 Stainless Steel  
FF3325BSS Black Stainless Steel  
NEW FF3391CHG Champagne Gold

\$700  
\$850  
\$850



FEATURES  
AND BENEFITS

1-Hole Pull-Down  
Flow Rate: 1.75 gpm  
Spray Function: Toggle  
Spray Type: Spray & Stream  
Spout Swivel Range: 360°  
Cartridge: 35mm Ceramic  
Countertop Hole Diameter: 1 3⁄8"  
Weight: 10 lbs.  
ADA Compliant



FFPD3350

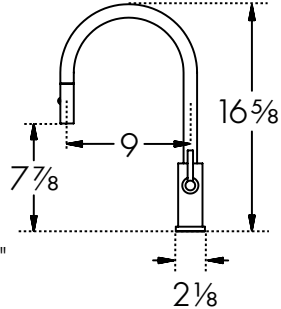
FFPD3350 Stainless Steel

\$665



FEATURES  
AND BENEFITS

1-Hole Pull-Down, 2 Handle  
Flow Rate: 1.75 gpm  
Spray Function: Toggle  
Spray Type: Spray & Stream  
Spout Swivel Range: 360°  
Cartridge: 1⁄2" Ceramic  
Countertop Hole Diameter: 1 3⁄8"  
Weight: 8 lbs.  
ADA Compliant



FFP3350

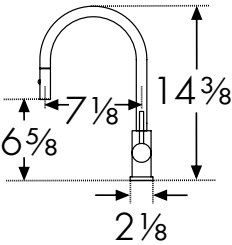
FFP3350 Stainless Steel  
FFP3325BSS Black Stainless Steel  
NEW FFP3391CHG Champagne Gold

\$665  
\$810  
\$810



FEATURES  
AND BENEFITS

1-Hole Prep  
Flow Rate: 1.75 gpm  
Spray Function: Toggle  
Spray Type: Spray & Stream  
Spout Swivel Range: 360°  
Cartridge: 35mm Ceramic  
Countertop Hole Diameter: 1 3⁄8"  
Weight: 10 lbs.  
ADA Compliant



FFB3350

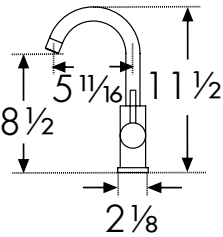
FFB3350 Stainless Steel  
FFB3325BSS Black Stainless Steel  
NEW FFB3391CHG Champagne Gold

\$540  
\$660  
\$660



FEATURES  
AND BENEFITS

1-Hole Bar  
Flow Rate: 1.75 gpm  
Spray Type: Stream  
Spout Swivel Range: 360°  
Cartridge: 35mm Ceramic  
Countertop Hole Diameter: 1 3⁄8"  
Weight: 7 lbs.  
ADA Compliant



FFT3350

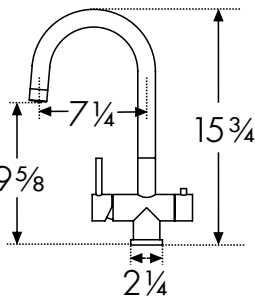
FFT3350 Stainless Steel

\$665



FEATURES  
AND BENEFITS

3 in 1 Hot/Cold/Filtered Cold  
Flow Rate: 1.75 gpm/0.5 gpm  
Spray Type: Full & Stream  
Spout Swivel Range: 360°  
Cartridge: 35mm Ceramic  
Countertop Hole Diameter: 1 3⁄8"  
Weight: 7 lbs.  
ADA Compliant  
Not compatible with heating tank



Note: Filter is not included. Please reference pages 258-260 for filtration options.

Indicates: Cold Hot Hot/Cold

ADA Compliant: Product is compliant with the American Disabilities Act when properly installed.  
Faucet supply lines are U.S. standard 3⁄8" O.D. All faucets can accommodate at least 1 3⁄4" countertop thickness. Several can accommodate up to 3". Call for additional thickness.

ADA Compliant: Product is compliant with the American Disabilities Act when properly installed.  
Faucet supply lines are U.S. standard 3⁄8" O.D. All faucets can accommodate at least 1 3⁄4" countertop thickness. Several can accommodate up to 3". Call for additional thickness.





## Every drop is wonderful

Franke pioneered multi-tasking kitchen faucets. Today, our beautifully designed range of point-of-use faucets, which dispense hot, cold and filtered water, are considered the blueprint for faucets that go the extra step. By combining the beauty of our most stylish designs and the technologically advanced ceramic water filtration of the Franke StillPure system, we've created the perfect addition to a health-focused kitchen.

### Pure water when you need it

Invisible to the eye and even to the tongue, contaminants, lead, toxins, industrial pollutants, pesticides and even diseases are passed through local water systems into our homes. Unfortunately, filtration pitchers don't fully filter out impurities, and bottled water creates waste. Franke StillPure delivers delicious, water right from the tap.

### Styled for convenience

With the Franke StillPure filtration system you can choose from a full range of faucet designs to fit your style.

### Confidence to know its pure

When you understand the importance of filtered water, you'll want to use StillPure for everything you do in your kitchen. That's why we created point-of-use faucets that deliver filtered water where and when you need it. Instantly rinse, prep and cook with the clean water. With Franke StillPure, it's always right at hand.



Point-of-Use  
Filtration Faucet



Undercounter  
Water Filter



Heating Tank



Water Chiller

Cube  
FFT3350

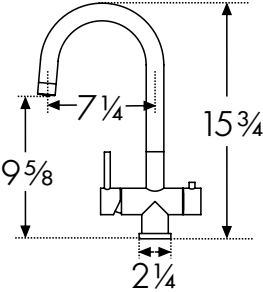
FFT3350  Stainless Steel

\$665



FEATURES  
AND BENEFITS

3 in 1 Hot/Cold/Filtered Cold  
Flow Rate: 1.75 gpm/0.5 gpm  
Spray Type: Full & Stream  
Spout Swivel Range: 360°  
Cartridge: 35mm Ceramic  
Countertop Hole Diameter: 1 3⁄8"  
Weight: 7 lbs.  
ADA Compliant   
Not compatible with heating tank



Note: Filter is not included. Please reference pages 258-260 for filtration options.

Ambient  
FFT3100

FFT3100  Polished Chrome

\$660

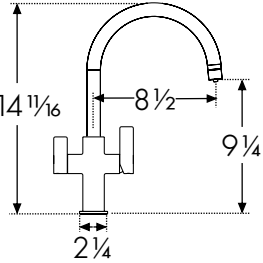
FFT3180  Satin Nickel

\$785




FEATURES  
AND BENEFITS

3 in 1 Hot/Cold/Filtered Cold  
Flow Rate: 1.75 gpm/0.5 gpm  
Spray Type: Stream  
Spout Swivel Range: 360°  
Cartridge: 28mm Ceramic  
Countertop Hole Diameter: 1 3⁄8"  
Weight: 6 lbs.  
ADA Compliant   
Not compatible with heating tank



Note: Filter is not included. Please reference pages 258-260 for filtration options.



Absinthe  
FFT5200

FFT5200  Polished Chrome

\$725

FFT5220  Matte Black


\$885

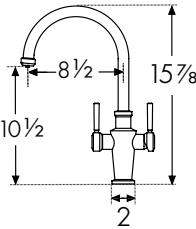
FFT5280  Satin Nickel

\$885



FEATURES  
AND BENEFITS

3 in 1 Hot/Cold/Filtered Cold  
Flow Rate: 1.75 gpm/0.5 gpm  
Spray Type: Stream  
Spout Swivel Range: 360°  
Cartridge: 28mm Ceramic  
Countertop Hole Diameter: 1 3⁄8"  
Weight: 10 lbs.  
ADA Compliant 



Note: Filter is not included. Please reference pages 258-260 for filtration options.

Logik  
DW9000C

DW9000C  Polished Chrome

\$485

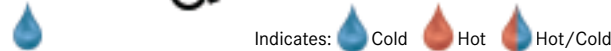
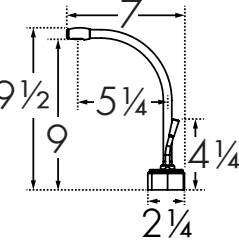
DW9080C  Satin

\$585



FEATURES  
AND BENEFITS

The Little Butler®  
Cold Filtered  
Flow Rate: 0.5 gpm  
Spray Function: Stream  
Spout Swivel Range: 360°  
Cartridge: 3⁄8" Ceramic  
Countertop Hole Diameter: 1 3⁄8"  
Weight: 3 lbs.  
ADA Compliant 



Logik  
LB9100C

LB9100C  Polished Chrome

\$485

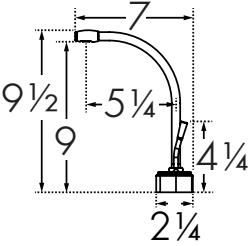
LB9180C  Satin Nickel

\$585



FEATURES  
AND BENEFITS

The Little Butler® Hot Filtered  
Flow Rate: 0.5 gpm  
Spray Type: Stream  
Spout Swivel Range: 360°  
Cartridge: 3⁄8" Ceramic  
Countertop Hole Diameter: 1 3⁄8"  
Weight: 3 lbs.  
ADA Compliant 



Logik  
LB9200C

LB9200C  Polished Chrome


\$670

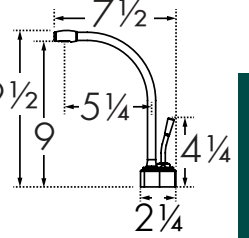
LB9280C  Satin Nickel

\$795



FEATURES  
AND BENEFITS

The Little Butler® Hot/Cold Filtered  
Flow Rate: 0.5 gpm  
Spray Type: Stream  
Spout Swivel Range: 360°  
Cartridge: 3⁄8" Ceramic  
Countertop Hole Diameter: 1 3⁄8"  
Weight: 3 lbs.  
ADA Compliant 



Absinthe  
DW15000

Limited Quantities Available

DW15000  Polished Chrome

\$540

DW15020  Matte Black

\$630

DW15080  Satin Nickel


\$630

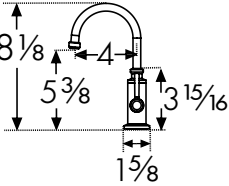
DW15090  Satin Brass

\$630



FEATURES  
AND BENEFITS

The Little Butler® Cold Filtered  
Flow Rate: 0.5 gpm  
Spray Type: Stream  
Spout Swivel Range: 360°  
Cartridge: 3⁄8" Ceramic  
Countertop Hole Diameter: 1 1⁄4"  
Weight: 3 lbs.  
ADA Compliant 



Absinthe  
LB15100

Limited Quantities Available

LB15100  Polished Chrome

\$540

LB15120  Matte Black

\$630

LB15180  Satin Nickel

\$630

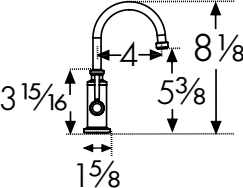
LB15190  Satin Brass

\$630



FEATURES  
AND BENEFITS





The Little Butler® Hot Filtered  
Flow Rate: 0.5 gpm  
Spray Type: Stream  
Spout Swivel Range: 360°  
Cartridge: 3⁄8" Ceramic  
Countertop Hole Diameter: 1 1⁄4"  
Weight: 3 lbs.  
ADA Compliant 





Absinthe  
LB15200

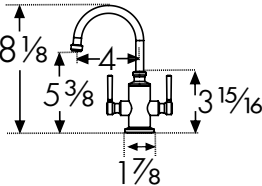
Limited Quantities Available

LB15200		Polished Chrome	\$660
LB15220		Matte Black	\$795
LB15280		Satin Nickel	\$795
LB15290		Satin Brass	\$795








FEATURES  
AND BENEFITS

The Little Butler® Hot/Cold Filtered  
Flow Rate: 0.5 gpm  
Spray Type: Stream  
Spout Swivel Range: 360°  
Cartridge: ¾" Ceramic  
Countertop Hole Diameter: 1 ¼"  
Weight: 3 lbs.  
ADA Compliant



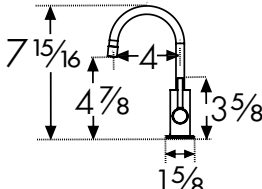
Pescara  
DW16000

DW16000		Polished Chrome	\$520
DW16040		Gun Metal	\$610
DW16061		Copper	\$610
DW16065		Bronze	\$610
DW16080		Satin Nickel	\$610



FEATURES  
AND BENEFITS

The Little Butler® Cold Filtered  
Flow Rate: 0.5 gpm  
Spray Type: Stream  
Spout Swivel Range: 360°  
Cartridge: ¾" Ceramic  
Countertop Hole Diameter: 1 ¼"  
Weight: 3 lbs.  
ADA Compliant



Pescara  
LB16100

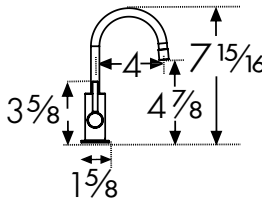
Limited Quantities Available

LB16100		Polished Chrome	\$520
LB16120		Matte Black	\$610
LB16190		Satin Brass	\$610



FEATURES  
AND BENEFITS

The Little Butler® Hot Filtered  
Flow Rate: 0.5 gpm  
Spray Type: Stream  
Spout Swivel Range: 360°  
Cartridge: ¾" Ceramic  
Countertop Hole Diameter: 1 ¼"  
Weight: 3 lbs.  
ADA Compliant



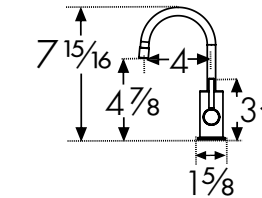
Pescara  
LB16200

LB16200		Polished Chrome	\$660
LB16220		Matte Black	\$795



FEATURES  
AND BENEFITS

The Little Butler® Hot/Cold Filtered  
Flow Rate: 0.5 gpm  
Spray Type: Stream  
Spout Swivel Range: 360°  
Cartridge: ¾" Ceramic  
Countertop Hole Diameter: 1 ¼"  
Weight: 3 lbs.  
ADA Compliant



Indicates:  Cold  Hot  Hot/Cold

ADA Compliant: Product is compliant with the American Disabilities Act when properly installed.  
All faucets can accommodate at least 1-3/4" countertop thickness. Several can accommodate up to 3". Call for additional thicknesses. Recommended Pressure Range: 15-75 PSI. All Franke filtration faucets have been certified to comply with NSF61 and NSF372 drinking water system component requirements. These requirements meet California Health and Safety Code requirements for low lead (AB1953) as well as the low lead requirements of the US Safe Drinking Water Act. Franke faucets also meet the water efficiency requirements of the California Energy Commission and the US Department of Energy.

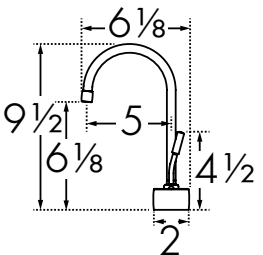
Ambient  
DW7000C

DW7000C		Polished Chrome	\$495
DW7020C		Matte Black	\$595
DW7080C		Satin Nickel	\$595



FEATURES  
AND BENEFITS

The Little Butler® Cold Filtered  
Flow Rate: 0.5 gpm  
Spray Type: Stream  
Spout Swivel Range: 360°  
Cartridge: ¾" Ceramic  
Countertop Hole Diameter: 1 ¾"  
Weight: 3 lbs.  
ADA Compliant



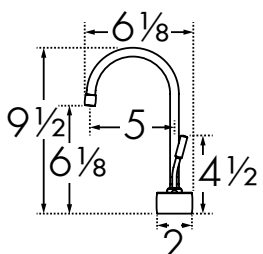
Ambient  
LB7100C

LB7100C		Polished Chrome	\$495
LB7120C		Matte Black	\$595
LB7180C		Satin Nickel	\$595




FEATURES  
AND BENEFITS

The Little Butler® Hot Filtered  
Flow Rate: 0.5 gpm  
Spray Type: Stream  
Spout Swivel Range: 360°  
Cartridge: ¾" Ceramic  
Countertop Hole Diameter: 1 ¾"  
Weight: 3 lbs.  
ADA Compliant



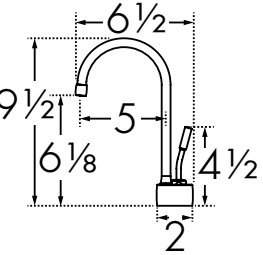
Ambient  
LB7200C

LB7200C		Polished Chrome	\$680
LB7220C		Matte Black	\$815
LB7280C		Satin Nickel	\$815



FEATURES  
AND BENEFITS

The Little Butler® Hot/Cold Filtered  
Flow Rate: 0.5 gpm  
Spray Type: Stream  
Spout Swivel Range: 360°  
Cartridge: ¾" Ceramic  
Countertop Hole Diameter: 1 ¾"  
Weight: 3 lbs.  
ADA Compliant



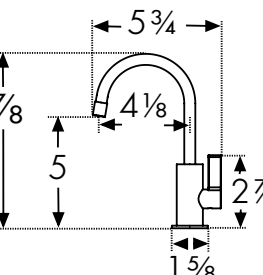
Ambient  
DW10000

DW10000		Polished Chrome	\$520
DW10020		Matte Black	\$610



FEATURES  
AND BENEFITS

The Little Butler® Cold Filtered  
Flow Rate: 0.5 gpm  
Spray Type: Stream  
Spout Swivel Range: 360°  
Cartridge: ¾" Ceramic  
Countertop Hole Diameter: 1 ¼"  
Weight: 2 lbs.  
ADA Compliant



Indicates:  Cold  Hot  Hot/Cold

ADA Compliant: Product is compliant with the American Disabilities Act when properly installed.  
All faucets can accommodate at least 1-3/4" countertop thickness. Several can accommodate up to 3". Call for additional thicknesses. Recommended Pressure Range: 15-75 PSI. All Franke filtration faucets have been certified to comply with NSF61 and NSF372 drinking water system component requirements. These requirements meet California Health and Safety Code requirements for low lead (AB1953) as well as the low lead requirements of the US Safe Drinking Water Act. Franke faucets also meet the water efficiency requirements of the California Energy Commission and the US Department of Energy.

Ambient  
LB10120

- LB10120

Matte Black

\$610
- LB10180

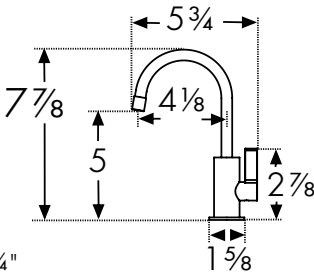
Satin Nickel

\$610



FEATURES  
AND BENEFITS

The Little Butler®  
Hot Filtered  
Flow Rate: 0.5 gpm  
Spray Type: Stream  
Spout Swivel Range: 360°  
Cartridge: ⅜" Ceramic  
Countertop Hole Diameter: 1 ¼"  
Weight: 3 lbs.  
ADA Compliant



Ambient  
LB10200

- LB10200

Polished Chrome

\$660
- LB10220

Matte Black

\$795
- LB10280

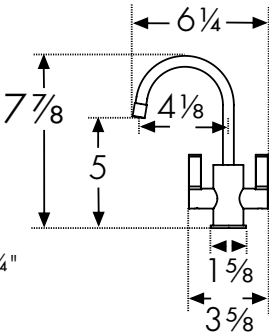
Satin Nickel

\$795



FEATURES  
AND BENEFITS

The Little Butler®  
Hot/Cold Filtered  
Flow Rate: 0.5 gpm  
Spray Type: Stream  
Spout Swivel Range: 360°  
Cartridge: ⅜" Ceramic  
Countertop Hole Diameter: 1 ¼"  
Weight: 3 lbs.  
ADA Compliant



Steel  
DW13050

- DW13050

Stainless Steel

\$545
- DW13025BSS

Black Stainless Steel

\$660
- DW13091CHG

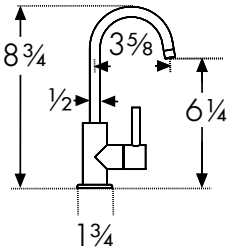
Champagne Gold

\$660



FEATURES  
AND BENEFITS

The Little Butler® Cold Filtered  
Flow Rate: 0.5 gpm  
Spray Function: Stream  
Spout Swivel Range: 360°  
Cartridge: ⅜" Ceramic  
Countertop Hole Diameter: 1 ¼"  
Weight: 3 lbs.  
ADA Compliant



Steel  
LB13150

- LB13150

Stainless Steel

\$545
- LB13125BSS

Black Stainless Steel

\$660
- LB1391CHG

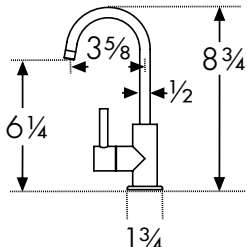
Champagne Gold

\$660



FEATURES  
AND BENEFITS

The Little Butler® Hot Filtered  
Flow Rate: 0.5 gpm  
Spray Type: Stream  
Spout Swivel Range: 360°  
Cartridge: ⅜" Ceramic  
Countertop Hole Diameter: 1 ¼"  
Weight: 3 lbs.  
ADA Compliant



Indicates: Cold Hot Hot/Cold

Steel  
LB13250

- LB13250

Stainless Steel

\$670
- LB13225BSS

Black Stainless Steel

\$790
- NEW LB13291CHG

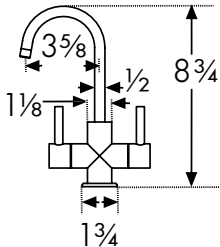
Champagne Gold

\$790



FEATURES  
AND BENEFITS

The Little Butler®  
Hot/Cold Filtered  
Flow Rate: 0.5 gpm  
Spray Type: Stream  
Spout Swivel Range: 360°  
Cartridge: ⅜" Ceramic  
Countertop Hole Diameter: 1 ¼"  
Weight: 4 lbs.  
ADA Compliant



Indicates: Cold Hot Hot/Cold



HT-400 \$520

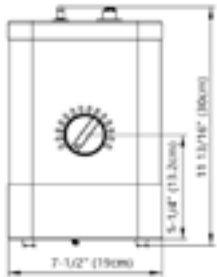
The Little Butler® Heating Tank

For use with all Franke hot only and hot/cold filtration faucets.



FEATURES AND BENEFITS

- Heats up to 60 cups per hour close to boiling temperature
- 8 pre-set temperature settings
- Electronic temperature control, max 208 degrees
- ⅝ gallon stainless steel tank
- 1100 Watts
- 5 year warranty
- 8 lbs.
- Compatible with RO water systems



CT-200 \$1,250

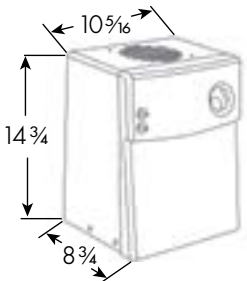
The Little Butler® Chiller

For use with all Franke cold only filtration faucets.



FEATURES AND BENEFITS

- Chills 1 gallon per hour
- Water temperature 40 degrees
- Power: cord, 4 feet, 115 volts, 60 HZ
- 135 Watts
- Stainless steel tank & tubing
- 1 year limited warranty
- 25 lbs.
- Compatible with RO water systems



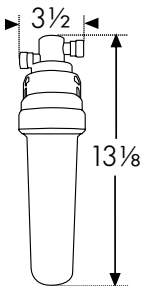
FRCNSTR100 \$250

Filtration Canister



FEATURES AND BENEFITS

- FRC06 filter cartridge included
- Fits FRC06, FRC07, FRC08, FRC09 and FRC10 filters
- Thermoplastic housing
- Built-in shutoff valve
- Integrated installation bracket
- Quick connect ⅜" push fitting
- 10 year warranty
- BPA Free
- 3 lbs.



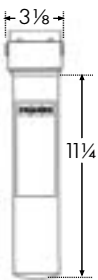
FRCNSTR \$400

Filtration Canister



FEATURES AND BENEFITS

- FRC06 filter cartridge included
- Fits FRC06, FRC07, FRC08, FRC09 and FRC10 filters
- Solid stainless steel housing
- Easy installation bracket included
- Quick connect ⅜" push fitting
- 5 year warranty
- 4 lbs.



Indicates:  Cold  Hot  Hot/Cold

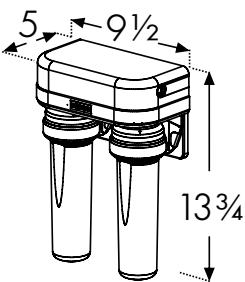
FRCNSTR-DUO-1 \$450

Dual Filtration Canister



FEATURES AND BENEFITS

- FRC06 and FRC09 filters included
- Fits FRC06, FRC07, FRC08, FRC09 and FRC10 filters
- Thermoplastic housing
- Built-in shutoff valve
- Integrated installation bracket
- Quick connect ⅜" push fitting
- 10 year warranty
- BPA Free
- 6 lbs.



How to determine which filter to order if the replacement filter model number is not identified on the canister:

1. Locate the serial number on your canister
2. If the serial number begins with FR then order the FRX02 filter set
3. If the serial number begins with FRC then order the FRC06, and FRC09 filter set

Contaminant Reduction Overview

FILTRATION CRITERIA	PRIMARY FILTERS		PRE-FILTERS
	FRX02	FRC06	FRC09
Reduces Chlorine	X	X	
Reduces Particulates and Turbidity	X	X	
Reduces Cysts (Cryptosporidium)	X	X	
Reduces Bacteria (E Coli)	X	X	
Reduces Insecticides and Herbicides	X	X	
Reduces Lead	X	X	
Reduces Sediment			X

Note: See individual filter product data sheets for details on specific contaminants filtered.

FRX02 \$95

Filter



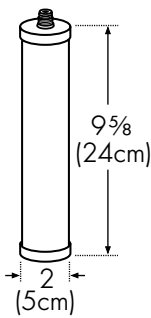
FEATURES  
AND BENEFITS

Reduces:

- Chlorine (taste and odor)
- Particulate and turbidity
- Cysts (Cryptosporidium)
- Lead

Note: See filter product data sheet for details on specific contaminants filtered.

1 lb.



FRC06 \$95  
FRC06-2PK \$175

Filter



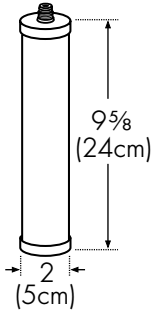
FEATURES  
AND BENEFITS

Reduces:

- Chlorine (taste and odor)
- Particulate and turbidity
- Cysts (Cryptosporidium)
- Lead

Note: See filter product data sheet for details on specific contaminants filtered.

1 lb.



FRC09 \$55

Filter



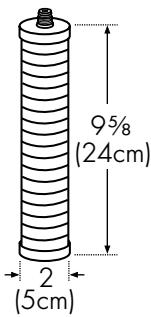
FEATURES  
AND BENEFITS

Reduces:

- Sediment

Note: See filter product data sheet for details on specific contaminants filtered.

1 lb.







# Soap Dispensers

The appearance of cleanliness

Whether you use these dispensers for dish soap, hand soap or hand sanitizer, it's a sink-side must have. It dispenses the perfect amount of liquid so you can get on with your tasks quickly and efficiently.



Pictured SD3200 soap dispenser

Square  
SD-800

- SD-800 Polished Chrome
- SD-880N Satin Nickel

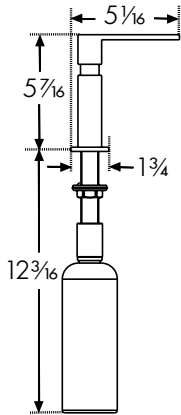
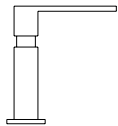
\$455  
\$545



FEATURES  
AND BENEFITS

Hole Size: 1 1/8"  
Weight: 3 lbs.  
Capacity: 16 oz.

Dispenser Head Detail



Twin  
SD-500

- SD-500 Polished Chrome
- SD-580N Satin Nickel

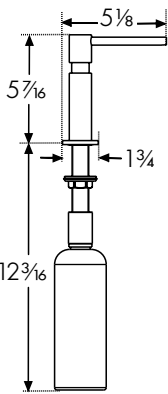
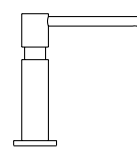
\$340  
\$410



FEATURES  
AND BENEFITS

Hole Size: 1 1/8"  
Weight: 2 lbs.  
Capacity: 16 oz.

Dispenser Head Detail



Steel  
SD3450SS

- SD3450SS Stainless Steel
- SD3425BSS Black Stainless Steel
- NEW SD3491CHG Champagne Gold

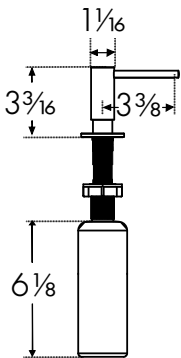
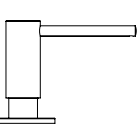
\$285  
\$285  
\$285



FEATURES  
AND BENEFITS

Hole Size: 1 1/8"  
Weight: 1 lb.  
Capacity: 11.5 oz.  
316 Stainless Steel

Dispenser Head Detail



Absinthe  
SD5200

Limited Quantities Available

- SD5200 Polished Chrome
- SD5220 Matte Black
- SD5280 Satin Nickel
- SD5290SB Satin Brass

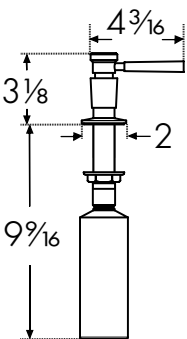
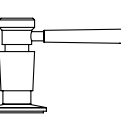
\$170  
\$210  
\$210  
\$210



FEATURES  
AND BENEFITS

Hole Size: 1 1/8"  
Weight: 1 lb.  
Capacity: 10 oz.

Dispenser Head Detail



Ambient  
SD3100

- SD3100 Polished Chrome
- SD3120MBK Matte Black
- SD3180 Satin Nickel

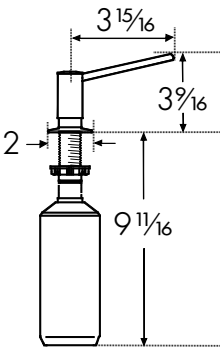
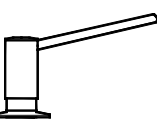
\$150  
\$190  
\$190



FEATURES  
AND BENEFITS

Hole Size: 1 1/8"  
Weight: 1 lb.  
Capacity: 10 oz.

Dispenser Head Detail



Active  
SD3200

- SD3200 Polished Chrome
- SD3201 Onyx
- SD3204 Oyster
- SD3205 Champagne
- SD3207 Stone Grey
- SD3214 Polar White
- SD3220 Matte Black
- SD3280 Satin Nickel

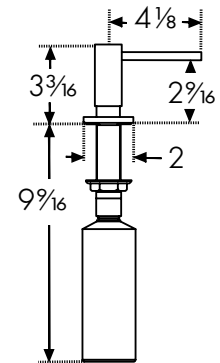
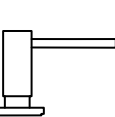
\$145  
\$180  
\$180  
\$180  
\$180  
\$180  
\$180  
\$180



FEATURES  
AND BENEFITS

Hole Size: 1 1/8"  
Weight: 1 lb.  
Capacity: 10 oz.

Dispenser Head Detail



Soap  
Dispensers

Soap  
Dispensers





# Waste Disposers

Keep the kitchen hygienic

Designed to liquefy organic waste so it can be harmlessly flushed into the sewer, returning biodegradable materials back to the earth, Waste Disposers are discreet, easy to install and energy and water efficient. Equipped with an antimicrobial agent, Bio Shield®, that will reduce odor causing bacteria, and the Silver Guard®\* feature that offers a magnetic rim to prevent metal objects from falling into the disposer.

\*On selected models






# Waste Disposers



1

## Silver Guard®

In a perfect world, only food waste falls into the disposer, but we know this is not every day life. Sometimes things fall in that shouldn't. So we've added Silver Guard - a magnetic rim that keeps metal objects from falling into the disposer.\*



2

## Powerful, Efficient Motor

Full torque at initial revolution uses less water and electricity and gets the job done quickly.



3

## Hygienic Kitchen

Our disposers have Bio Shield® antimicrobial agents molded into the internal components which inhibits the growth of bacteria and reduces odors, so you can rest easy knowing your kitchen will smell as good as it looks.



4


## Easy to Install

Three bolt mounting system for a fast easy installation.



Specification Guide

ITEM	WARRANTY	MOTOR TYPE	POWER CORD	SHREDDER BLADE TYPE	SOUND INSULATED SHELL
FWDJ125 (1 1/4HP)	Limited Lifetime	2800 rpm Jam-Resistant DC motor	Included	Stainless	Yes
FWDJ75B (3/4HP)	10 Years	2700 rpm Jam-Resistant DC motor	Included	Stainless	Yes
FWDJ75 (3/4HP)	10 Years	2700 rpm Jam-Resistant DC motor	Included	Stainless	Yes
FWDJ50 (1/2HP)	5 Years	2600 rpm Jam-Resistant DC motor	Included	Stainless	Yes
WDJ75 (3/4HP)	5 Years	2700 rpm Jam-Resistant DC motor	Included	Galvanized	No
WDJ75NC (3/4HP)	5 Years	2700 rpm Jam-Resistant DC motor	No Cord	Galvanized	No
WDJ50 (1/2HP)	3 Years	2600 rpm Jam-Resistant DC motor	Included	Galvanized	No
WDJ50NC (1/2HP)	3 Years	2600 rpm Jam-Resistant DC motor	No Cord	Galvanized	No
WDJ33 (1/3HP)	2 Years	2400 rpm Jam-Resistant DC motor	Included	Galvanized	No

Franke waste disposers are  certified Finer grinding for septic system compatibility in ALL models, with no additional chemicals needed.

FWDJ125 \$610

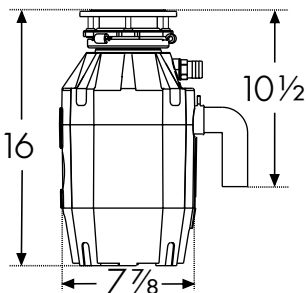
1 ¼ HP Disposer



FEATURES AND BENEFITS

- Horsepower: 1 ¼
- Feed: Continuous
- RPM: 2800
- Silverguard®
- Warranty: Lifetime
- Bio Shield®
- Sound Insulated Shell
- Stainless Steel Grinding Chamber
- Torque Master® Balanced Grinding Systems

19 lbs.



FWDJ75B \$565

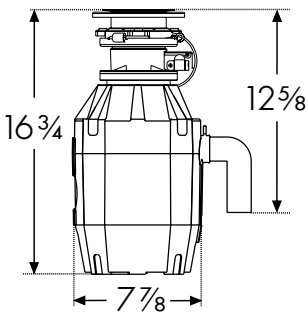
¾ HP Disposer



FEATURES AND BENEFITS

- Horsepower: ¾
- Feed: Batch
- RPM: 2700
- Warranty: 10 Year
- Bio Shield®
- Sound Insulated Shell
- Stainless Steel Grinding Chamber
- Torque Master® Balanced Grinding Systems

18 lbs.



FWDJ75 \$465

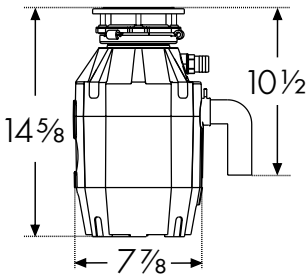
¾ HP Disposer



FEATURES AND BENEFITS

- Horsepower: ¾
- Feed: Continuous
- RPM: 2700
- Silverguard®
- Warranty: 10 Year
- Bio Shield®
- Sound Insulated Shell
- Stainless Steel Grinding Chamber
- Torque Master® Balanced Grinding Systems

17 lbs.



FWDJ50 \$290

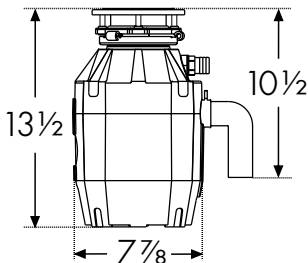
½ HP Disposer



FEATURES AND BENEFITS

- Horsepower: ½
- Feed: Continuous
- RPM: 2600
- Warranty: 5 Year
- Bio Shield®
- Sound Insulated Shell
- Stainless Steel Grinding Chamber
- Torque Master® Balanced Grinding Systems

15 lbs.



WDJ75 \$345

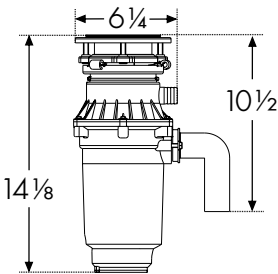
¾ HP Disposer



FEATURES AND BENEFITS

- Horsepower: ¾
- Feed: Continuous
- RPM: 2700
- Warranty: 5 Year
- Bio Shield®
- Torque Master® Balanced Grinding Systems

13 lbs.



WDJ75NC \$320

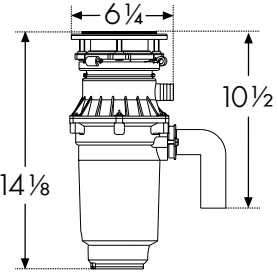
¾ HP Disposer  
Without Power Cord



FEATURES AND BENEFITS

- Horsepower: ¾
- Feed: Continuous
- RPM: 2700
- Warranty: 5 Year
- Bio Shield®
- Torque Master® Balanced Grinding Systems

13 lbs.



WDJ50 \$245

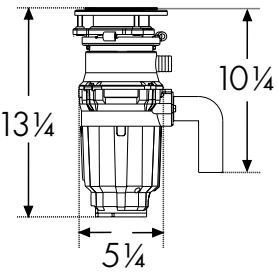
½ HP Disposer



FEATURES AND BENEFITS

- Horsepower: ½
- Feed: Continuous
- RPM: 2600
- Warranty: 3 Year
- Bio Shield®
- Torque Master® Balanced Grinding Systems

11 lbs.



WDJ50NC \$220

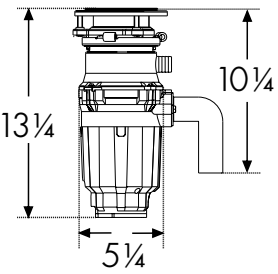
½ HP Disposer  
Without Power Cord



FEATURES AND BENEFITS

- Horsepower: ½
- Feed: Continuous
- RPM: 2600
- Warranty: 3 Year
- Bio Shield®
- Torque Master® Balanced Grinding Systems

11 lbs.



WDJ33 \$205

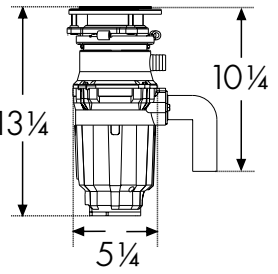
⅓ HP Disposer



FEATURES AND BENEFITS

- Horsepower: ⅓
- Feed: Continuous
- RPM: 2400
- Warranty: 2 Year
- Bio Shield®
- Torque Master® Balanced Grinding Systems

10 lbs.




WD9088 \$150

Controller  
Requires disposer air switch



FEATURES AND BENEFITS

For continuous feed models  
1 lb.




Round Disposer Air Switch

- WD3428C Polished Chrome \$40
- WD3428SN Satin Nickel \$40
- WD3428BK Black \$40



FEATURES AND BENEFITS

For continuous feed models  
1 ¾" Diameter  
2" Shaft (length)  
Fits a 1 ⅝" hole  
1 lb.  
Note: Requires controller WD9088.



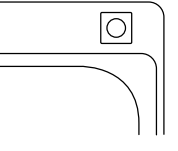
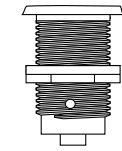
Square Disposer Air Switch

- WD930CH Polished Chrome \$85
- WD981SN Satin Nickel \$85



FEATURES AND BENEFITS

For continuous feed models  
1 ⅞" Square  
2" Shaft (length)  
Fits a 1 ½" hole  
1 lb.  
Note: Requires controller WD9088.



Waste Disposers

Waste Disposers



Waste Disposers

NEW	Colorline Waste Disposer Flange Kit				FEATURES AND BENEFITS  Hole Size: 3 1/2" 3.5 oz. Stopper Included
	WD-900-CHA	Champagne	\$100		
	WD-900-MOC	Mocha	\$100		
	WD-900-MBK	Matte Black/Onyx	\$100		
	WD-900-OYS	Oyster	\$100		
	WD-900-PWT	Polar White	\$100		
	WD-900-SHG	Stone Grey	\$100		

Extended Waste Disposer Flange					FEATURES AND BENEFITS  Hole Size: 3 1/2" 4 oz. Stopper not Included. Use stopper provided with the waste disposer.
WDFLANGE-EX-SN	Satin Nickel	\$85			
WDFLANGE-EX-WH	White	\$75			

Waste Disposer Flange					FEATURES AND BENEFITS  Hole Size: 3 1/2" 3.5 oz. Stopper Included
WDFLANGE-SS	Stainless Steel	\$85			
WDFLANGE-CH	Polished Chrome	\$80			
WDFLANGE-BK	Black	\$85			



Pictured FFPS5820MBK faucet and SD3220 soap dispenser



Pictured AIUS300 ALL-IN Accessory Kit

# Accessories

Kitchen tools that make life in the kitchen easier

Franke offers everything for the kitchen sink. Customize your work space with our accessories, including strainers, waste kits, drain covers and roller mats.





# ALL-IN

## GREAT MEALS, NO INTERRUPTIONS IT ALL COMES TOGETHER WITH ALL-IN

Transforming your sink into a stylish and playful workstation, **All-In** is the flexible food preparation system designed to bring more flow to your kitchen and life.

Well-equipped and intuitive, this modular accessory system has all you need to prepare meals with ease; saving you time and space and allowing you to shift seamlessly between different tasks.

**So, for great meals with no interruptions, it all comes together with All-In.**

\* Fits sinks up to 21¼ inches.



## EIGHT ACCESSORIES, ENDLESS USES

Check individual sink models for compatibility.

All-In Includes:



### Telescopic Bridge

Featuring extendable stainless steel rails with durable handles that will adjust to fit bowls up to 21¼". Incorporates small feet that sit against the sink edge to ensure a stable fit.



### Bamboo Chopping Board

The perfect size to accommodate slicing, dicing, chopping, and more. The chopping board fits securely into the bridge or can be used on the countertop.



### Large Colander

Made from Sanitized® Polypropylene, the large colander allows you to do all your rinsing fruits and vegetables and draining pasta over the sink.



### Small Colander

Pair the small colander and prep bowl in the bridge for a multi-purpose prep station. The colander is perfect for rinsing, and the bowl is ideal for collecting stems or peels.



### Prep Bowl

The small bowl can be used for collecting prepared ingredients and storing them in the fridge. Equally, it can be used for collecting peelings and dealing with waste during preparation.



### Bamboo Bowl Lid

Placed securely on top of the small bowl, the bamboo lid can help to keep food fresh.



### Foldable Silicone Mat

Foldable for easy storage and an inclined surface for use as a dish drying mat that channels water back into the sink.



### Storage Container

Accommodates and stores the All-In accessories in one place so that everything is easily accessible for your meal prep.





## The perfect fit for our Granite sinks

All the elements in our Colorline collection match perfectly with our popular Granite sinks.

Everything from the waste disposer kit to the strainer basket offers consistent coloring throughout. And thanks to a special UV additive included during the manufacturing process, you can be sure they won't fade over time.

What's more, every Colorline accessory is made to withstand high temperatures, is scratch and stain resistant, easy to clean and food contact safe. Plus, for the highest standards of hygiene, the material is treated with antimicrobial Sanitized®, which we apply to all Granite sinks.

### Colorline is ideal for seamless looking Granite sinks



Matte Black/Onyx



Champagne



Polar White



Stone Grey



Oyster



Mocha



Champagne



Polar White



Matte Black

## ELEGANT, HARMONIOUS, MADE FOR EACH OTHER

Complete the look with our Colorline waste kits

For a more contemporary, coordinated finish, look no further than Franke's Colorline waste kits collection. With everything from our latest sinks and taps plus soap, wastes, overflows and waste control knobs in a stunning, bold Matte Black finish, it's ideal for creating a more harmonious, integrated look between your faucet and sink.





NEW All-In Universal Accessory Kits

AIUS100 \$250




Telescopic Bridge  
7" x Extends to 24"

Bamboo Chopping Board  
8" x 13"

Large Colander  
7" x 12"

- FEATURES  
AND BENEFITS
- Saves time and space while food prepping
  - Modular configuration
  - Sanitized® Polypropylene for food safe contact
  - Dishwasher safe

AIUS200 \$300



Telescopic Bridge  
7" x Extends to 24"

Bamboo Chopping Board  
8" x 13"

Small Colander  
7" x 7"

Prep Bowl  
7" x 7"

Bamboo Bowl Lid  
7" x 7"

Foldable Silicone Mat  
14" x 16"

AIUS300 \$350




Telescopic Bridge  
7" x Extends to 24"

Bamboo Chopping Board  
8" x 13"

Large Colander  
7" x 12"

Small Colander  
7" x 7"



Prep Bowl  
7" x 7"

Bamboo Bowl Lid  
7" x 7"

Foldable Silicone Mat  
14" x 16"

Storage Container  
11" x 21"

NEW Colorline Strainer Basket

900-CHA	Champagne	\$90
900-MOC	Mocha	\$90
900-MBK	Matte Black/Onyx	\$90
900-OYS	Oyster	\$90
900-PWT	Polar White	\$90
900-SHG	Stone Grey	\$90



- FEATURES  
AND BENEFITS
- 1 lb.
  - Standard 3½" waste hole

NEW Colorline Waste Disposer Flange Kit


WD-900-CHA	Champagne	\$100
WD-900-MOC	Mocha	\$100
WD-900-MBK	Matte Black/Onyx	\$100
WD-900-OYS	Oyster	\$100
WD-900-PWT	Polar White	\$100
WD-900-SHG	Stone Grey	\$100



- FEATURES  
AND BENEFITS
- Hole Size: 3½"  
3.5 oz.  
Stopper Included

Universal Roller Mat  
UV-36RM \$200

Stainless Steel



- FEATURES  
AND BENEFITS
- 2 lbs.
  - Use over sink or on counter
  - Compatible with most sinks
  - Holds up to 40 lbs.
  - For use as dish drainer or trivet
  - 18⅞" x 20"
  - Dishwasher safe

Strainer Basket

906

906SN

Polished Chrome

Satin Nickel

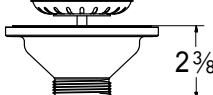
\$90

\$110



FEATURES  
AND BENEFITS

1 lb.  
Standard 3½" waste hole



Strainer Basket

1145

1145SN

Polished Chrome

Satin Nickel

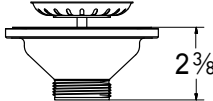
\$70

\$100



FEATURES  
AND BENEFITS

1 lb.  
Standard 3½" waste hole



Deep Drain Waste Kit

906D-SN

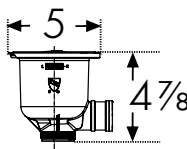
Satin Nickel

\$180



FEATURES  
AND BENEFITS

1 lb.  
Includes strainer basket  
and compost cup



Air Gap

AG100

AG180

AG120

AG150

Polished Chrome

Satin Nickel

Matte Black

Stainless Steel

\$70

\$75

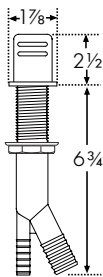
\$75

\$75



FEATURES  
AND BENEFITS

1 lb.  
Hole Size: 1¼"



Peak Drain Cover

PKXCVR


Stainless Steel

\$120



FEATURES  
AND BENEFITS

1 lb.  
4 7/8" x 4 7/8"  
Feet are coated



Square Drain Cover

PKGCVR

Stainless Steel

\$105



FEATURES  
AND BENEFITS

1 lb.  
4 7/8" x 4 7/8"  
Feet are coated



Round Drain Cover

RNDCVR

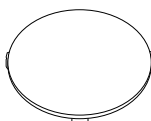
Stainless Steel

\$105



FEATURES  
AND BENEFITS

1 lb.  
4½"  
Feet are coated



Inox Cream

903

\$40



FEATURES  
AND BENEFITS

Stainless steel cleaner

- Restores sheen and brightness
- Easy to use
- 250 ml

Faucet Hole Cover

628

Polished Chrome

\$10





CULINARY CENTER	MODEL NO.	BOTTOM GRID	CUTTING MAT	CUTTING BOARD	CUTTING BOARD	COLANDER	ROLLER MAT	ACCESS #1	ACCESS #2	ACCESS #3	ACCESS #4	ACCESS #5	STRAINER BASKET	PAGE NO.
	CUX11010-W		SP-40S	CU-40S	CU-40P	CUW-70S		CU-KS KNIFE SET	CU-WR WIRE RACK	CU-FC FRAME COVER			1145 1145SN	25/95
			Included	Included	Included	Included		Included	Included	Included				
	CUX16021-W	CU21-36S	SP-40S	CU-40S	CU-40P	CUW-70S		CU-KS KNIFE SET	CU-WR WIRE RACK	CU-FC FRAME COVER	RNDCVR DRAIN COVER		1145 1145SN	25
			Included	Included	Included	Included		Included	Included	Included	One Included			
	CUX11018-W	CUW18-36S	SP-40S	CUW-40S		CUW-70S	CUW-36RM	CUW-60S DRAIN BOARD	PKGCVR DRAIN COVER				1145 1145SN	30
			Included	Included		Included	Included	Included	Included					
	CUX11024-W	CUW24-36S	SP-40S	CUW-40S		CUW-70S	CUW-36RM	CUW-60S DRAIN BOARD	PKGCVR DRAIN COVER				1145 1145SN	30
			Included	Included		Included	Included	Included	Included					
	CUX11031-W	CUW31-36S	SP-40S	CUW-40S		CUW-70S	CUW-36RM	CUW-60S DRAIN BOARD	PKGCVR DRAIN COVER				1145 1145SN	30
			Included	Included		Included	Included	Included	Included					
CHEF CENTER	PKX1108					PX-70S	UV-36RM	CUW-60S DRAIN BOARD	PKXCVR DRAIN COVER				1145 1145SN	38
									Included					
	PKX11013	PX-13S				PX-70S	UV-36RM	CUW-60S DRAIN BOARD	PKXCVR DRAIN COVER				1145 1145SN	38
									Included					
	PKX11016	PX-16S		PX-40S		PX-70S	UV-36RM	CUW-60S DRAIN BOARD	PKXCVR DRAIN COVER				1145 1145SN	38
									Included					
	PKX11018	PX-18S		PX-40S		PX-70S	UV-36RM	CUW-60S DRAIN BOARD	PKXCVR DRAIN COVER				1145 1145SN	39
									Included					
	PKX11021	PX-21S		PX-40S		PX-70S	UV-36RM	CUW-60S DRAIN BOARD	PKXCVR DRAIN COVER				1145 1145SN	39
									Included					
PEAK	PKX11025	PX-25S		PX-40S		PX-70S	UV-36RM	CUW-60S DRAIN BOARD	PKXCVR DRAIN COVER				1145 1145SN	40
									Included					

PEAK	MODEL NO.	BOTTOM GRID	CUTTING MAT	CUTTING BOARD	CUTTING BOARD	COLANDER	ROLLER MAT	ACCESS #1	ACCESS #2	ACCESS #3	ACCESS #4	ACCESS #5	STRAINER BASKET	PAGE NO.
	PKX11028	PX-28S		PX-40S		PX-70S	UV-36RM	CUW-60S DRAIN BOARD	PKXCVR DRAIN COVER				1145 1145SN	40
									Included					
	PKX11028-WKC	PX-28S		PX-40S		PX-70S	UV-36RM	CUW-60S DRAIN BOARD	PKXCVR DRAIN COVER				1145	42
									Included				Included	
	PKX160 PKX160LH	PX-21S		PX-40S		PX-70S	UV-36RM	CUW-60S DRAIN BOARD	PKXCVR DRAIN COVER				1145 1145SN	40
									Included					
	PS2X110-15	PS2-15-36S		PS2-45S		PE-70S	RM18S	CUW-60S DRAIN BOARD	RNDCVR DRAIN COVER				1145 1145SN	50
									Included					
	PS2X110-18	PS2-18-36S		PS2-45S		PE-70S	RM18S	CUW-60S DRAIN BOARD	RNDCVR DRAIN COVER				1145 1145SN	50
PROFESSIONAL 2.0									Included					
	PS2X110-21	PS2-21-36S		PS2-45S		PE-70S	RM18S	CUW-60S DRAIN BOARD	RNDCVR DRAIN COVER				1145 1145SN	50
									Included					
	PS2X110-24	PS2-24-36S		PS2-45S		PE-70S	RM18S	CUW-60S DRAIN BOARD	RNDCVR DRAIN COVER				1145 1145SN	51
									Included					
	PS2X110-24-12	PS2-24-36S		PS2-45S		PE-70S	RM18S	CUW-60S DRAIN BOARD	RNDCVR DRAIN COVER				1145 1145SN	51
									Included					
	PS2X110-27	PS2-27-36S		PS2-45S		PE-70S	RM18S	CUW-60S DRAIN BOARD	RNDCVR DRAIN COVER				1145 1145SN	52
									Included					
	PS2X110-30	PS2-30-36S		PS2-45S		PE-70S	RM18S	CUW-60S DRAIN BOARD	RNDCVR DRAIN COVER				1145 1145SN	52
PROFESSIONAL 2.0									Included					
	PS2X110-30-12	PS2-30-36S		PS2-45S		PE-70S	RM18S	CUW-60S DRAIN BOARD	RNDCVR DRAIN COVER				1145 1145SN	52
									Included					
	PS2X110-33	PS2-33-36S		PS2-45S		PE-70S	RM18S	CUW-60S DRAIN BOARD	RNDCVR DRAIN COVER				1145 1145SN	53
									Included					

Sinks and Accessories

Sinks and Accessories

PROFESSIONAL 2.0	MODEL NO.	BOTTOM GRID	BOTTOM GRID	CUTTING BOARD	CUTTING BOARD	COLANDER	ROLLER MAT	ACCESS #1	ACCESS #2	ACCESS #3	ACCESS #4	ACCESS #5	STRAINER BASKET	PAGE NO.
	PS2X110-33-WKC	PS2-33-36S		PS2-45S		PE-70S	RM18S	CUW-60S DRAIN BOARD	RNDCVR DRAIN COVER				1145	54
		 Included		 Included		 Included		 Included	 Included				 Included	
	PS2X160-18-11	PS2-18-36S	PS2-11-36S	PS2-45S		PE-70S	RM18S	CUW-60S DRAIN BOARD	RNDCVR DRAIN COVER				1145 1145SN	55
		 Included	 Included	 Included		 Included		 Included	 (2) Included				 (2) Included	
	PS2X120-14-14	PS2-14-36S		PS2-45S		PE-70S	RM18S	CUW-60S DRAIN BOARD	RNDCVR DRAIN COVER				1145 1145SN	55
		 (2) Included		 (2) Included		 (2) Included		 (2) Included	 (2) Included				 (2) Included	
	PS2X120-16-16	PS2-16-36S		PS2-45S		PE-70S	RM18S	CUW-60S DRAIN BOARD	RNDCVR DRAIN COVER				1145 1145SN	56
		 (2) Included		 (2) Included		 (2) Included		 (2) Included	 (2) Included				 (2) Included	
	CLV110-24	CL-24-36S		PS2-45S		PE-70S	RM18S	CUW-60S DRAIN BOARD	CL-BGC DRAIN COVER	CL-WGC DRAIN COVER	CL-SSC DRAIN COVER		1145 1145SN	62
CRYSTAL									 Included					
	CLV110-28	CL-28-36S		PS2-45S		PE-70S	RM18S	CUW-60S DRAIN BOARD	CL-BGC DRAIN COVER	CL-WGC DRAIN COVER	CL-SSC DRAIN COVER		1145 1145SN	62
									 Included					
	CLV110-31	CL-31-36S		PS2-45S		PE-70S	RM18S	CUW-60S DRAIN BOARD	CL-BGC DRAIN COVER	CL-WGC DRAIN COVER	CL-SSC DRAIN COVER		1145 1145SN	62
PESCARA									 Included					
	CLV120-33	CL-14-36S		PS2-45S		PE-70S	RM18S	CUW-60S DRAIN BOARD	CL-BGC DRAIN COVER	CL-WGC DRAIN COVER	CL-SSC DRAIN COVER		1145 1145SN	63
									 Included					
	PTX110-14	PT14-36S		SP-40S/ PT-40S	PT-41S	PE-70S	UV-36RM	PKGCVR DRAIN COVER					1145 1145SN	70
		 Included		 Included	 Included	 Included		 Included					 Included	
PESCARA	PTX110-17	PT17-36S		SP-40S/ PT-40S	PT-41S	PE-70S	UV-36RM	PKGCVR DRAIN COVER	PT14-31S SHELF GRID				1145 1145SN	70
		 Included		 Included	 Included	 Included		 Included	 Included				 Included	

PESCARA	MODEL NO.	BOTTOM GRID	BOTTOM GRID	CUTTING BOARD	CUTTING BOARD	COLANDER	ROLLER MAT	ACCESS #1	ACCESS #2	ACCESS #3	ACCESS #4	ACCESS #5	STRAINER BASKET	PAGE NO.
	PTX110-20	PT20-36S		SP-40S/ PT-40S	PT-41S	PE-70S	UV-36RM	PKGCVR DRAIN COVER	PT41-31S SHELF GRID				1145 1145SN	70
								 Included	 Included					
	PTX110-22	PT22-36S		SP-40S/ PT-40S	PT-41S	PE-70S	UV-36RM	PKGCVR DRAIN COVER	PT41-31S SHELF GRID				1145 1145SN	71
								 Included	 Included					
	PTX110-25	PT25-36S		SP-40S/ PT-40S	PT-41S	PE-70S	UV-36RM	PKGCVR DRAIN COVER	PT41-31S SHELF GRID				1145 1145SN	71
								 Included	 Included					
	PTX110-28	PT28-36S		SP-40S/ PT-40S	PT-41S	PE-70S	UV-36RM	PKGCVR DRAIN COVER	PT41-31S SHELF GRID				1145 1145SN	72
								 Included	 Included					
	PTX110-31	PT31-36S		SP-40S/ PT-40S	PT-41S	PE-70S	UV-36RM	PKGCVR DRAIN COVER	PT41-31S SHELF GRID				1145 1145SN	72
ORCA 2.0								 Included	 Included					
	PTX110-31-WKC	PT31-36S		SP-40S/ PT-40S	PT-41S	PE-70S	UV-36RM	PKGCVR DRAIN COVER	PT41-31S SHELF GRID				1145 1145SN	73
		 Included				 Included	 Included	 Included	 Included				 Included	
	PTX160-31	PT14-36S	PT17-36S	SP-40S/ PT-40S	PT-41S	PE-70S	UV-36RM	PKGCVR DRAIN COVER	PT41-31S SHELF GRID				1145 1145SN	74
								 Included	 Included					
ORCA 2.0	PTX160-37	PT14-36S	PT22-36S	SP-40S/ PT-40S	PT-41S	PE-70S	UV-36RM	PKGCVR DRAIN COVER	PT41-31S SHELF GRID				1145 1145SN	74
								 Included	 Included					
ORCA 2.0	PTX160-40	PT17-36S	PT22-36S	SP-40S/ PT-40S	PT-41S	PE-70S	UV-36RM	PKGCVR DRAIN COVER	PT41-31S SHELF GRID				1145 1145SN	74
								 Included	 Included					
PRESTIGE	OR2X110	OC2-36S			OC2-45SP			RNDCVR DRAIN COVER	OC2-31S-RH SHELF GRID	OC2-50C WIRE BASKET			1145 1145SN	80
								 Included	 Included	 Included				
PRESTIGE	OR2X110-WKC	OC2-36S			OC2-45SP			RNDCVR DRAIN COVER	OC2-31S-RH SHELF GRID	OC2-50C WIRE BASKET			1145	81
		 Included			 Included			 Included	 Included	 Included			 Included	
PRESTIGE	PCX1102109	PR-36S						AIUS100 ALL-IN ACCESS KIT	AIUS200 ALL-IN ACCESS KIT	AIUS300 ALL-IN ACCESS KIT			1145 1145SN	85

Quick Reference

Quick Reference












































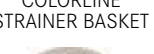
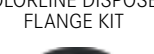



Quick Reference		MODEL NO.	BOTTOM GRID	BOTTOM GRID	ACCESS #1	ACCESS #2	ACCESS #3	ACCESS #4	STRAINER BASKET	PAGE NO.
	PRESTIGE	PRX11021	PR-36S		PR-31S SHELF GRID	AIUS100 ACCESSORY KIT	AIUS200 ACCESSORY KIT	AIUS300 ACCESSORY KIT	1145 1145SN	85
	REGATTA	RGX160	RG-36S	RG-36S-RH	CP-50C	AIUS100 ACCESSORY KIT	AIUS200 ACCESSORY KIT	AIUS300 ACCESSORY KIT	1145 1145SN	89
	CUBE	CUX11015	CU15-36S			AIUS100 ACCESSORY KIT	AIUS200 ACCESSORY KIT	AIUS300 ACCESSORY KIT	1145 1145SN	98
		CUX11019	CU19-36S			AIUS100 ACCESSORY KIT	AIUS200 ACCESSORY KIT	AIUS300 ACCESSORY KIT	1145 1145SN	98
		CUX11021	CU21-36S			AIUS100 ACCESSORY KIT	AIUS200 ACCESSORY KIT	AIUS300 ACCESSORY KIT	1145 1145SN	98
		CUX11023	CU23-36S			AIUS100 ACCESSORY KIT	AIUS200 ACCESSORY KIT	AIUS300 ACCESSORY KIT	1145 1145SN	99
		CUX11025	CU25-36S			AIUS100 ACCESSORY KIT	AIUS200 ACCESSORY KIT	AIUS300 ACCESSORY KIT	1145 1145SN	99
		CUX11027	CU27-36S			AIUS100 ACCESSORY KIT	AIUS200 ACCESSORY KIT	AIUS300 ACCESSORY KIT	1145 1145SN	100
		CUX11030	CU30-36S			AIUS100 ACCESSORY KIT	AIUS200 ACCESSORY KIT	AIUS300 ACCESSORY KIT	1145 1145SN	100
		CUX11030-WKC	CU30-36S			AIUS300 ACCESSORY KIT			1145	101
			Included			Included			Included	
























	MODEL NO.	BOTTOM GRID	BOTTOM GRID	ACCESS #1	ACCESS #2	ACCESS #3	ACCESS #4	STRAINER BASKET	PAGE NO.
CUBE	CUX16024	CU10-36S	CU13-36S		AIUS100 ACCESSORY KIT	AIUS200 ACCESSORY KIT	AIUS300 ACCESSORY KIT	1145 1145SN	102
	CUX160	CU11-36S	CU18-36S		AIUS100 ACCESSORY KIT	AIUS200 ACCESSORY KIT	AIUS300 ACCESSORY KIT	1145 1145SN	102
	CUX120	CU15-36S			AIUS100 ACCESSORY KIT	AIUS200 ACCESSORY KIT	AIUS300 ACCESSORY KIT	1145 1145SN	102
	CUX16032	CU13-36S	CU17-36S		AIUS100 ACCESSORY KIT	AIUS200 ACCESSORY KIT	AIUS300 ACCESSORY KIT	1145 1145SN	103
	CUX11021-ADA	CU21-36S			AIUS100 ACCESSORY KIT	AIUS200 ACCESSORY KIT	AIUS300 ACCESSORY KIT	1145 1145SN	104
	CUX11027-ADA	CU27-36S			AIUS100 ACCESSORY KIT	AIUS200 ACCESSORY KIT	AIUS300 ACCESSORY KIT	1145 1145SN	104
GRANDE	GDX11012	GD12-36S			AIUS100 ACCESSORY KIT	AIUS200 ACCESSORY KIT	AIUS300 ACCESSORY KIT	1145 1145SN	110
	GDX11015	GD15-36S			AIUS100 ACCESSORY KIT	AIUS200 ACCESSORY KIT	AIUS300 ACCESSORY KIT	1145 1145SN	110
	GDX11018	GD18-36S			AIUS100 ACCESSORY KIT	AIUS200 ACCESSORY KIT	AIUS300 ACCESSORY KIT	1145 1145SN	110
	GDX11023	GD23-36S			AIUS100 ACCESSORY KIT	AIUS200 ACCESSORY KIT	AIUS300 ACCESSORY KIT	1145 1145SN	111

Quick Reference	GRANDE	MODEL NO.	BOTTOM GRID	BOTTOM GRID	CUTTING BOARD	ACCESS #1	ACCESS #2	ACCESS #3	ACCESS #4	STRAINER BASKET	PAGE NO.
		GDX11028	GD28-36S			AIUS100 ACCESSORY KIT	AIUS200 ACCESSORY KIT	AIUS300 ACCESSORY KIT		1145 1145SN	111
		GDX11031	GD31-36S			AIUS100 ACCESSORY KIT	AIUS200 ACCESSORY KIT	AIUS300 ACCESSORY KIT		1145 1145SN	112
		GDX16028RH	GD12-36S	GD15-36S		AIUS100 ACCESSORY KIT	AIUS200 ACCESSORY KIT	AIUS300 ACCESSORY KIT		1145 1145SN	112
		GDX12031	GD15-36S			AIUS100 ACCESSORY KIT	AIUS200 ACCESSORY KIT	AIUS300 ACCESSORY KIT		1145 1145SN	112
		GDX16031RH				AIUS100 ACCESSORY KIT	AIUS200 ACCESSORY KIT	AIUS300 ACCESSORY KIT		1145 1145SN	113
	ROTONDO	RBX-110				UV-36RM ROLLER MAT				1145 1145SN	117
		ODX110-2310-316	PS23-36S							1140F-316	122
	OUTDOOR SERIES	ODX110-2312-316	PS23-36S							1140F-316	122
		PKG11014	PKG14-36RM			PKG14-31RM SHELF ROLLER MAT	900-XXX COLORLINE STRAINER BASKET	WD-900-XXX COLORLINE DISPOSER FLANGE KIT	PKGCVR DRAIN COVER	1145 1145SN	138
PEAK		PKG11020	PKG20-36RM			PKG14-31RM SHELF ROLLER MAT	900-XXX COLORLINE STRAINER BASKET	WD-900-XXX COLORLINE DISPOSER FLANGE KIT	PKGCVR DRAIN COVER	1145 1145SN	138

Quick Reference	PEAK	MODEL NO.	BOTTOM GRID	BOTTOM GRID	CUTTING BOARD	ACCESS #1	ACCESS #2	ACCESS #3	ACCESS #4	STRAINER BASKET	PAGE NO.
		PKG11031	PKG31-36RM	PKG31-36S	PG-40S	PKG18-31RM SHELF ROLLER MAT	900-XXX COLORLINE STRAINER BASKET	WD-900-XXX COLORLINE DISPOSER FLANGE KIT	PKGCVR DRAIN COVER	1145 1145SN	139
		PKG11031-WKC	PKG31-36RM		PG-40S	PKG18-31RM SHELF ROLLER MAT	900-XXX COLORLINE STRAINER BASKET	WD-900-XXX COLORLINE DISPOSER FLANGE KIT	PKGCVR DRAIN COVER	1145	140
		PKG160	PKG17-36RM/ PKG12-36RM	PKG17-36S/ PKG12-36S	PG-40S	PKG18-31RM SHELF ROLLER MAT	900-XXX COLORLINE STRAINER BASKET	WD-900-XXX COLORLINE DISPOSER FLANGE KIT	PKGCVR DRAIN COVER	1145 1145SN	141
	MARIS	MAG61023				MA-17-31-RM UTILITY ROLLER MAT	900-XXX COLORLINE STRAINER BASKET	WD-900-XXX COLORLINE DISPOSER FLANGE KIT	MA-70S COLANDER	1145 1145SN	148
		MAG61031OW	MA31-36RM		MA-40S	MA-31-RM ROLLER MAT	900-XXX COLORLINE STRAINER BASKET	WD-900-XXX COLORLINE DISPOSER FLANGE KIT	MA-70S COLANDER	1145 1145SN	148
		MAG11031OW	MA31-36RM		MA-40S	MA-31-RM ROLLER MAT	900-XXX COLORLINE STRAINER BASKET	WD-900-XXX COLORLINE DISPOSER FLANGE KIT	MA-70S COLANDER	1145 1145SN	149
		MAG11031-WKC	MA-31-36S		MA-40S	MA-31-RM ROLLER MAT	900-XXX COLORLINE STRAINER BASKET	WD-900-XXX COLORLINE DISPOSER FLANGE KIT	MA-70S COLANDER	1145	150
	KUBUS	KBG11013				UV-36RM ROLLER MAT	900-XXX COLORLINE STRAINER BASKET	WD-900-XXX COLORLINE DISPOSER FLANGE KIT		1145 1145SN	155
		KBG11031				UV-36RM ROLLER MAT	900-XXX COLORLINE STRAINER BASKET	WD-900-XXX COLORLINE DISPOSER FLANGE KIT		1145 1145SN	155
ELLIPSE		ELG11022	ELG22-36S			AIUS100 ACCESSORY KIT	AIUS200 ACCESSORY KIT	AIUS300 ACCESSORY KIT	900-XXX COLORLINE STRAINER BASKET	1145 1145SN	160



Quick Reference	ELLIPSE	MODEL NO.	BOTTOM GRID	BOTTOM GRID	CUTTING BOARD	ACCESS #1	ACCESS #2	ACCESS #3	ACCESS #4	STRAINER BASKET	PAGE NO.
		ELG120	ELG14-36S								160
		ELG160	ELG16-36S								161
		ESCH25299-1	FBGG1914								162
		EDDB33229-1	FBGG1114								162
		EOOX3329-1	FBGG1014	FBGG1316							163
	PRIMO	DIG61091	BGDI110								167
		DIG62D91	BGDI100								167
	GRAVITY	DIG62F91	BGDIL150	BGDIS150							171
	QUANTUM	SZCH1720-1									175
	FARM HOUSE	FHK710-30WH	FK30-36S								184

Quick Reference	FARM HOUSE	MODEL NO.	BOTTOM GRID	BOTTOM GRID	CUTTING BOARD	ACCESS #1	ACCESS #2	ACCESS #3	ACCESS #4	STRAINER BASKET	PAGE NO.
		FHK710-33WH	FK33-36S								184
		FHK710-36WH	FK36-36S								184
		MHK110-20WH									190
	MANOR HOUSE	MHK110-24WH	MK24-36C								190
		MHK110-28WH	MK28-36C								190
		MHK720-31WH	MK31-36C-LH	MK31-36C-RH							191
		MHK720-35WH	MK35-36C-LH	MK35-36C-RH							191
	CISTERNA	CCK110-13WH	CK13-36C								196
		CCK110-15WH	CK15-36C								196
		CCK110-19WH	CK19-36C								196

ALL-IN ACCESSORY SYSTEM	ACCESSORY COMPONENT	AIUS100	AIUS200	AIUS300
	TELESCOPIC BRIDGE 	YES	YES	YES
	SMALL COLANDER 		YES	YES
	PREP BOWL 		YES	YES
	BAMBOO BOWL LID 		YES	YES
	SILICONE MAT 		YES	YES
	BAMBOO CHOPPING BOARD 	YES	YES	YES
	LARGE COLANDER 	YES		YES
	STORAGE CONTAINER 			YES

12"



PKX1108  
Page 38

18"



CCK110-13  
Page 196



CUX11010-W  
Page 25 & 95



GDX11012  
Page 110



PKX11013  
Page 38



PTX110-14  
Page 70



RBX-110  
(Topmount)  
Page 117



SOX1720-1  
Page 175

21"



CCK110-15  
Page 196



CUX11015  
Page 98



GDX11015  
Page 110



KBG11013  
Page 155



MHK110-20  
Page 190



PKG11014  
Page 138



PKX11016  
Page 38



PS2X110-15  
Page 50



PTX110-17  
Page 70



RBX-110  
(Undermount)  
Page 117

24"



CUX11019  
Page 98



GDX11018  
Page 110



MHK110-24  
Page 190



PKX11018  
Page 39



PS2X110-18  
Page 50



PTX110-20  
Page 70

27"



CCK110-19  
Page 196



CUX11021  
Page 98



CUX11021-ADA  
Page 104



ELG11022  
Page 160



ESCH25229-1  
Page 162



MAG61023  
Page 148



PCX1102109  
Page 85



PKG11020  
Page 138



PKX11021  
Page 39



PRX11021  
Page 85



PS2X110-21  
Page 50



PTX110-22  
Page 71

Quick  
Reference

Quick  
Reference



Minimum Cabinet Size

30"



CLV110-24  
Page 62



CUX11023  
Page 99



CUX11025  
Page 99



CUX16024  
Page 102



FHK710-30  
Page 184



GDX11023  
Page 111



MHK110-28  
Page 190



ODX110-2310-316  
Page 122



ODX110-2312-316  
Page 122



PKX11025  
Page 40



PS2X110-24  
Page 51



PS2X110-24-12  
Page 51



PTX110-25  
Page 71

33"



CLV110-28  
Page 62



CUX11018-W  
Page 30



CUX11027  
Page 100



CUX11027-ADA  
Page 104



FHK710-33  
Page 184



MHK720-31  
Page 191



PKX11028  
Page 40



PKX11028-WKC  
Page 42



PS2X110-27  
Page 52



PTX110-28  
Page 72

36"



CLV110-31  
Page 62



CLV120-33  
Page 63



CUX11024-W  
Page 30



CUX11030  
Page 100



CUX11030-WKC  
Page 101



CUX120  
Page 102



CUX160  
Page 102



CUX16032  
Page 103



DIG61091  
Page 167



DIG62D91  
Page 167



DIG62F91  
Page 171



EDDB33229-1  
Page 162



ELG120  
Page 160



ELG160  
Page 161



EOOX33229-1  
Page 163



FHK710-36  
Page 184



GDX11028  
Page 111



GDX11031  
Page 112



GDX12031  
Page 112



GDX16028RH  
Page 112



GDX16031RH  
Page 113

Minimum Cabinet Size

36"



KBG11031  
Page 155



MAG11031OW  
Page 149



MAG11031OW-WKC  
Page 150



MAG61031OW  
Page 148



MHK720-35  
Page 191



OR2X110  
Page 80



OR2X110-WKC  
Page 81



PKG11031  
Page 139



PKG11031-WCK  
Page 140



PKG160  
Page 141



PKX160  
PKX160LH  
Page 40



PS2X110-30  
Page 52



PS2X110-30-12  
Page 52



PS2X120-14-14  
Page 55



PS2X160-18-11  
Page 55



PTX110-31  
Page 72



PTX110-31-WKC  
Page 73



PTX160-31  
Page 74



RGX160  
Page 89

39"



CUX16021-W  
Page 25



PS2X120-16-16  
Page 56



PS2X110-33  
Page 53




PS2X110-33-WKC  
Page 54

42"




PTX160-37  
Page 74

45"



CUX11031-W  
Page 30



PTX160-40  
Page 74

Quick  
Reference

Quick  
Reference

Side Spray Faucets



Absinthe  
FFS5200  
Page 212

Pull-Out Faucets



Absinthe  
FFPS5200  
Page 212



Active Plus  
FFPS5800  
Page 243



Ambient  
FFPS3600  
Page 228



Steel  
FFPS3450  
Page 235

Pull-Down Faucets



Absinthe  
FF5200  
Page 212



Active Neo  
FF5800  
Page 243



Ambient  
FF3100  
Page 228



Cube  
FF3350  
Page 248



Cube  
FF3352  
Page 123 & 248



Cube  
FFPD3350  
Page 248



Kubus  
FF4250  
Page 245



Pescara  
FF4700  
Page 221



Pescara XL  
FF4800  
Page 220



Steel  
FF3450  
Page 234



Steel  
FF3452SS  
Page 123 & 234

Professional Faucets



Peak  
FFPD5550  
Page 225



Pescara  
FF4400  
Page 220



Pescara XL  
FFPD4300  
Page 220



Pescara  
FFPD4400  
Page 220



Professional  
FF5300  
Page 209



Professional  
FFPD5300  
Page 209



Professional  
FFPD5400  
Page 209

Prep Faucets



Absinthe  
FFP5200  
Page 213



Ambient  
FFP3100  
Page 228



Cube  
FFP3350  
Page 248



Kubus  
FFP4250  
Page 245



Pescara  
FFP4400  
Page 221



Steel  
FFP3450  
Page 234



Bar Faucets



Cold Filtration Faucets



Pot Fillers



Hot Filtration Faucets



3-in-1 Filtration Faucets



Hot/Cold Filtration Faucets



Soap Dispenser Guide



Quick  
Reference

Quick  
Reference

GENERAL

- Products may only be sold and advertised within the United States of America. Franke hereby expressly prohibits the dealer from soliciting or consummating sales outside of the United States of America without prior written consent.
- Products shall only be sold in their original packaging. Relabeling, repackaging (including the separation of bundled products or the bundling of separate products), and other alterations are not permitted.
- Sale of Franke products on the Internet shall be prohibited unless resellers apply and are approved by Franke Kitchen Systems, LLC, and execute an Authorized Internet Reseller Agreement regulating the manner in which they sell online.

ORDERING

- Once an order has been acknowledged, no changes (including additions or cancellations) will be accepted.
- Order acknowledgments are available via email. An email address must be provided to receive this benefit.
- Standard lead time for shipment is one to five (1-5) business days from receipt of order.

STANDARD PAYMENT TERMS

- Net 30 days.
- Early payment discounts are not applicable for payments via credit card.
- Franke reserves the right to charge interest and an administration fee on late payments.

PRICING

- Please refer to the electronically published price list (EPL). Orders will be priced with the prevailing price at the time the order is placed.
- Prices are subject to change without notice. Franke will attempt to provide reasonable lead time for pricing changes.

CLAIMS / CHARGE BACKS

- Damages/Shortages must be reported within ten (10) days of receipt of merchandise.
- Charge backs will not be accepted without an authorization number (RMA), provided by a Regional Sales Manager, Distributor, or Customer Service.

RETURNS

- No returns will be accepted without a return authorization number (RMA).
- Return authorization requests must be submitted through Rep/Regional Manager.
- A 25% restocking fee will be charged for ALL returns of product that was not damaged or mis-shipped.
- No returns will be accepted more than 180 days from original invoice date.
- No returns will be accepted on discontinued (DWO) or obsolete product.
- Franke reserves the right to refuse returns without reason.

FREIGHT

- Pre-paid freight/Free freight allowance (FFA)
  - USD 2,900 is the minimum order value for FFA
  - All product lines, including parts, can be included in freight qualification calculations.
  - All Display and Literature orders will be shipped with pre-paid freight status.
- Flat Rate Shipping
  - Any order shipping parcel containing standard products will ship for \$25 flat.
  - Orders >150 lbs. are shipping LTL and are charged according to weight/dimension.
  - Orders containing Fireclay sinks are charged USD 150 for up to 2 units and USD 300 for up to 4 units.
  - Other: standard shipping rates apply for Fireclay orders greater than 4 units and any parts only orders.
  - Franke reserves the right to modify these terms at any time.
- Other freights terms
  - Franke will attempt to fulfill requests to expedite shipping. Customers will be responsible for additional freight charges. Contact Customer Service for all expedited shipping requests.

- Drop shipment of internet orders is not available. All Internet Sales must be shipped from an Authorized Internet Reseller’s location. Drop shipment is offered within 100 miles of customer’s place of business, or within customer’s state or a bordering state.

BACK ORDERS

- Back order shipments will match freight qualifying status of original order.
- Back ordered product will be considered an active order unless customer requests cancellation.

FRANKE HOME SOLUTIONS WARRANTY  
EFFECTIVE JANUARY 21, 2022

In the United States, Canada and Latin America, Franke warrants the products from manufacturing defects in material and workmanship when purchased from Franke or a Franke Authorized Retailer pursuant to product-specific warranties detailed herein (each, a “Warranty” and collectively, the “Warranties”). The products must be properly installed, per company’s installations instructions, in its original installation, and used in normal indoor residential kitchen applications. Any products or components which have been modified or altered, from its original intended condition will void the warranty. The Franke Warranties are limited to the original purchaser and are non-transferrable. These Warranties do not include products purchased from non-Authorized Retailers, products that are obsolete or discontinued, or products that were previous display models. All issues with installed products are considered warranty claims and not subject to the Return Policy. Franke reserves the right to inspect any product reported to be defective and the original installation prior to providing a replacement product and/or component. All decisions are final. In no situation shall the liability of Franke exceed the amount of the original purchase price.

The Warranties do not cover, and Franke shall not be liable for, any damage to products or components resulting from misuse or abuse, accidental damages, normal wear such as scuffs, scratches or finish reduction/ fading; improper installation, abnormal usage, negligence, damage caused by improper maintenance or cleaning. Damage caused by impurities, corrosive chemicals or acts beyond Franke’s control are not covered by any Warranty.

Franke product replacements do not include transportation, shipping, diagnosis, labor, installation, removal, disposal for any products or liability for project delays. Product replacements are not guaranteed to be exact replacements. The owner of a product is liable for any transportation and re-installation costs related to any warranty for such product. If the original product is not available at the time of the warranty claim, at Franke’s option, the product replacements will be of similar size, material, and value. Any products or components which have been modified or altered, from its original intended condition will void the warranty.

The Warranties do not allow recovery of incidental or consequential damages such as loss of use, delay, property damage or other consequential damage, and Franke accepts no liability for such damages. Each Warranty is limited to the conditions set forth herein and to the applicable warranty period specified herein and is exclusive. EXCEPT FOR THE WARRANTIES SET FORTH HEREIN, FRANKE MAKES NO WARRANTY WHATSOEVER WITH RESPECT TO THE PRODUCTS, INCLUDING, BUT NOT LIMITED TO, (1) ANY WARRANTY OF MERCHANTABILITY, (2) WARRANTY OF FITNESS FOR A PARTICULAR PURPOSE, (3) WARRANTY OF TITLE, OR (4) WARRANTY AGAINST INFRINGEMENT OF INTELLECTUAL PROPERTY RIGHTS OF A THIRD PARTY, WHETHER EXPRESS OR IMPLIED BY LAW, COURSE OF DEALING, COURSE OF PERFORMANCE, USAGE OF TRADE OR OTHERWISE. LEGAL DISCLAIMER PLEASE READ CAREFULLY. Franke Kitchen Systems LLC/Franke Kindred Canada Limited provides the above information to you as a public service to our customers. By accessing and using this information, you agree to the following and to comply with all applicable laws. If you do not agree with these terms and conditions, do not use this information. While we try to keep the information current, changes may have occurred since its creation. Contact your Regional Manager or Customer Service to verify information regarding Franke Kitchen Systems/Franke Kindred Canada programs and their use by you.



**Franke Residential Stainless, Granite and Fireclay Sink Limited Lifetime Warranty:**  
Franke warrants that each Franke sink will be free from manufacturing defects in material and workmanship for the lifetime of the sink when used in standard residential indoor applications. The warranty covers sinks installed in its original installation per Franke installation instructions in residential applications using conventional or solid surface countertop.

**Franke Residential Disposal Limited Warranty:**  
Franke warrants that disposers are free from manufacturing defects in material and workmanship for the period ranging from two (2) years to Limited Lifetime as documented in the annual product catalogs and/or instructions included with the products.

**Franke Residential Faucet Limited Lifetime Warranty:** Franke warrants that mechanical components (body, handle and spout) in all faucets purchased after January 1, 2003, will be free of manufacturing defects for the expected lifetime of the faucet. Franke shall not be liable for any damage caused by normal wear and tear to wearable parts of the faucet. The expected useful lifetime of wearable parts is; one (1) year: aerator, o-rings; five (5) years: cartridge, hose, electrical components; ten (10) years: spray head. The wearable parts can be purchased as spare parts from Franke or their Authorized Retailers. Franke warrants the chrome finishes on Franke faucets will be free of manufacturing defect for the lifetime of the faucet; and all other finishes on Franke faucets will be free of manufacturing defects for five (5) years from the original date of purchase. Faucets purchased prior to 2003 are subject to the warranty in place at time of purchase.

**Franke Residential Filtration Limited Warranty:**  
Franke warrants mechanical components in filtration faucets, filtration canisters, filters and filtered water temperature modification devices; heating tanks and chillers, to be free from manufacturing defects in material and workmanship for the period ranging from one (1) year to ten (10) years as documented in the annual product catalogs and/or instructions included with the products.

**Franke Residential Soap Dispensers Limited Warranty:**  
Franke warrants that Franke soap dispensers are free from manufacturing defects in material and workmanship for a period of five (5) years from the date of purchase. Such warranty does not cover damage caused by the use of aggressive soaps or chemicals.

**Franke Residential Accessories Limited Warranty:**  
Franke warrants that Franke accessories, including, but not limited to bottom grids, shelves, waste kits, colanders, chopping boards are free from manufacturing defects in material and workmanship for a period of one (1) year from the dates of original purchase.

**Franke Residential Outdoor Installation Limited Warranty:**  
Specific Franke products noted below are engineered for outdoor applications. These products are warranted to be free from manufacturing defects in material and workmanship for outdoor installations for ten (10) years from the date of purchase. Stainless Sinks: ODX110-2310-316 and ODX110-2312-316 and Stainless Faucets: FF3352 and FF3452SS

This warranty supersedes all other warranties, expressed or implied. No employee, field sales representatives, or distribution persons are authorized to give any warranties on behalf of Franke Kitchen Systems, LLC or Franke Kindred Canada Limited.

To make an installed product warranty claim please contact Franke at the provided contact information below. All warranty claims must include the following for processing:

1. Proof of purchase from Franke or Franke Authorized Retailer
2. Original purchaser’s name, address (included city, state, zip), email address and phone number
3. Franke model number

4. Date of installation
5. Description of the defect
6. Photos of the defect

**In the US:**  
Franke Home Solutions  
Attn: Warranty Department  
800 Aviation Parkway  
Smyrna, TN 37167  
HS-Warranty.US@Franke.com

**In Canada:**  
Franke Home Solutions  
Attn: Warranty Department  
1000 Franke Kindred Road  
Midland, Ontario L4R 4K9  
HS-Warranty.CA@Franke.com

Legal Entities  
USA: Franke Kitchen Systems LLC  
Canada: Franke Kindred Canada Limited

LEGAL DISCLAIMER

Please read carefully.

Franke Kitchen Systems, LLC provides the above information to you for as a public service to our customers. By accessing and using this information, you agree to the following and to comply with all applicable laws. If you do not agree with these terms and conditions, do not use this information. While we try to keep the information current, changes may have occurred since its creation. Contact your Regional Manager or Customer Service to verify information regarding Franke Kitchen Systems, LLC programs and their use by you.

**Copyright and Other Intellectual Property Rights.** This document and our website are protected by copyright pursuant to U.S. copyright laws, international treaties, and other copyright laws. This document and our website contains copyrighted material, trademarks, and other proprietary information of Franke Kitchen Systems, LLC and others (collectively “Proprietary Material”), which may include, but shall not be limited to: text, software, photos, video, graphics, images, music and sound. You may not modify, publish, copy, transmit, participate in the transfer or sale of, create derivative works of, or in any way exploit, in whole or in part, any Proprietary Material without the prior written authorization of Franke Kitchen Systems, LLC or the applicable rights holder.

**Changes.** We may change these terms and any part (or all) of the information enclosed at any time without notice. Any changes will apply to your future use, so you should contact your Regional Manager or Customer Service periodically. If you use this information after any changes to these terms, then you accept those changes.

**Choice of Law.** We are a Delaware limited liability company and these Terms and Conditions, and the purchase of products from Franke Kitchen Systems, LLC, shall be governed by the substantive laws of the State of Delaware, including the Uniform Commercial Code as adopted in Delaware, and the United Nations Convention on Contracts for the International Sale of Goods shall not apply. Any cause of action must be commenced within one year after the claim or cause of action arises. If a court of competent jurisdiction holds these terms and conditions or any part of them to be invalid, then that part shall be enforced to the maximum extent possible and the remainder of these terms and conditions will remain in full force and effect.

HOW TO CONTACT US

**Contact Info**  
Customer Service: 800-626-5771  
Customer Service: ks-customerservice.us@franke.com  
Marketing Services Email: ks-marketingservices.us@franke.com  
Mailing Address: Franke Kitchen Systems, LLC 800 Aviation Parkway Smyrna, TN 37167

SINKS	Page	Price	SINKS	Page	Price	SINKS	Page	Price	SINKS	Page	Price	FAUCETS	Page	Price	FAUCETS	Page	Price
CCK110-13WH	196	\$810	ELG120STO	160	\$715	MAG61023PWT	148	\$710	PKX11021	39	\$2,955	FF5200	212	\$765	FFPS5804OYS	243	\$770
CCK110-15WH	196	\$845	ELG160CHA	161	\$715	MAG61023SHG	148	\$710	PKX11025	40	\$3,100	FF5220	212	\$935	FFPS5805CHA	243	\$770
CCK110-19WH	196	\$935	ELG160MOC	161	\$715	MAG61031OW-CHA	148	\$710	PKX11028	40	\$3,225	FF5280	212	\$935	FFPS5807STG	243	\$770
CLV110-24	62	\$1,920	ELG160ONY	161	\$715	MAG61031OW-MBK	148	\$710	PKX11028-WKC	42	\$3,600	FF5290SB	212	\$935	FFPS5808PWT	243	\$770
CLV110-28	62	\$2,050	ELG160OYS	161	\$715	MAG61031OW-ONY	148	\$710	PKX1108	38	\$1,460	FF5300	209	\$880	FFPS5820MBK	243	\$770
CLV110-31	62	\$2,170	ELG160PWT	161	\$715	MAG61031OW-OYS	148	\$710	PKX160	40	\$3,700	FF5380	209	\$1,055	FFPS5880SN	243	\$770
CLV120-33	63	\$2,295	ELG160SHG	161	\$715	MAG61031OW-PWT	148	\$710	PKX160LH	40	\$3,700	FF5800CH	243	\$640	FFS5200	212	\$900
CUX11010-W	25, 95	\$2,260	ELG160STO	161	\$715	MAG61031OW-SHG	148	\$710	PRX11021	85	\$965	FF5820MBK	243	\$770	FFS5220	212	\$1,080
CUX11015	98	\$765	EOCH33229-1	163	\$610	MHK110-20WH	190	\$665	PS2X110-15	50	\$1,740	FF5880SN	243	\$770	FFS5280	212	\$1,080
CUX11018-W	30	\$2,990	EODB33229-1	163	\$610	MHK110-24WH	190	\$880	PS2X110-18	50	\$1,800	FFB3100	228	\$465	FFS5290SB	212	\$1,080
CUX11019	98	\$810	EOOX33229-1	163	\$610	MHK110-28WH	190	\$985	PS2X110-21	50	\$1,865	FFB3120MBK	228	\$590	FFT3100	229, 252	\$660
CUX11021	98	\$895	EOOY33229-1	163	\$610	MHK720-31WH	191	\$1,090	PS2X110-24	51	\$1,935	FFB3180	228	\$590	FFT3180	229, 252	\$785
CUX11021-ADA	104	\$895	EOPW33229-1	163	\$610	MHK720-35WH	191	\$1,520	PS2X110-24-12	51	\$1,990	FFB3325BSS	249	\$660	FFT3350	249, 252	\$665
CUX11023	99	\$930	EOSG33229-1	163	\$610	ODX110-2310-316	122	\$1,030	PS2X110-27	52	\$2,060	FFB3350	249	\$540	FFT5200	213, 252	\$725
CUX11024-W	30	\$3,230	ESCH25229-1	162	\$545	ODX110-2312-316	122	\$1,090	PS2X110-30	52	\$2,185	FFB3391CHG	249	\$660	FFT5220	213, 252	\$885
CUX11025	99	\$965	ESDB25229-1	162	\$545	OR2X110	80	\$1,300	PS2X110-30-12	52	\$2,310	FFB3425BSS	234	\$685	FFT5280	213, 252	\$885
CUX11027	100	\$1,030	ESOX25229-1	162	\$545	OR2X110-WKC	81	\$1,950	PS2X110-33	53	\$2,485	FFB3450	234	\$560	PF3100	229	\$700
CUX11027-ADA	104	\$1,030	ESoy25229-1	162	\$545	PCX1102109	85	\$840	PS2X110-33-WKC	54	\$2,950	FFB3491CHG	234	\$685	PF3120MBK	229	\$825
CUX11030	100	\$1,150	ESPW25229-1	162	\$545	PKG11014CHA	138	\$610	PS2X120-14-14	55	\$2,610	FFB4250	245	\$495	PF3180	229	\$825
CUX11030-WKC	101	\$1,700	ESSG25229-1	162	\$545	PKG11014MBK	138	\$610	PS2X120-16-16	56	\$2,735	FFB5200	213	\$550	PF3450	235	\$790
CUX11031-W	30	\$3,480	FHK710-30WH	184	\$1,320	PKG11014MOC	138	\$610	PS2X160-18-11	55	\$2,610	FFB5220	213	\$675	PF4400	221	\$730
CUX120	102	\$1,275	FHK710-33WH	184	\$1,690	PKG11014ONY	138	\$610	PTX110-14	70	\$750	FFB5280	213	\$675	PF4480	221	\$880
CUX160	102	\$1,275	FHK710-36WH	184	\$1,835	PKG11014OYS	138	\$610	PTX110-17	70	\$840	FFB5290SB	213	\$675	PF5200	212	\$765
CUX16021-W	25	\$2,960	GDX11012	110	\$675	PKG11014PWT	138	\$610	PTX110-20	70	\$1,090	PF5220	228	\$660	PF5220	212	\$935
CUX16024	102	\$1,030	GDX11015	110	\$725	PKG11014SHG	138	\$610	PTX110-22	71	\$1,215	FFP3120MBK	228	\$785	PF5280	212	\$935
CUX16032	103	\$1,325	GDX11018	110	\$840	PKG11014STO	138	\$610	PTX110-25	71	\$1,275	FFP3180	228	\$785	PF5290SB	212	\$935
DIG61091-CHA	167	\$600	GDX11023	111	\$930	PKG11020CHA	138	\$740	PTX110-28	72	\$1,360	FFP3325BSS	248	\$810	PFD4400	221	\$730
DIG61091-MOC	167	\$600	GDX11028	111	\$985	PKG11020MBK	138	\$740	PTX110-31	72	\$1,490	FFP3350	248	\$665	PFD4480	221	\$765
DIG61091-ONY	167	\$600	GDX11031	112	\$1,065	PKG11020MOC	138	\$740	PTX110-31-WKC	73	\$2,150	FFP3391CHG	248	\$810			
DIG61091-PWT	167	\$600	GDX12031	112	\$1,220	PKG11020ONY	138	\$740	PTX160-31	74	\$1,700	FFP3425BSS	234	\$880			
DIG61091-SHG	167	\$600	GDX16028RH	112	\$1,185	PKG11020OYS	138	\$740	PTX160-37	74	\$1,760	FFP3450	234	\$720			
DIG62D91-CHA	167	\$680	GDX16031RH	113	\$1,240	PKG11020PWT	138	\$740	PTX160-40	74	\$1,870	FFP3491CHG	234	\$880			
DIG62D91-MOC	167	\$680	KBG11013CHA	155	\$590	PKG11020SHG	138	\$740	RBX-110	117	\$670	FFP4250	245	\$610			
DIG62D91-ONY	167	\$680	KBG11013MOC	155	\$590	PKG11020STO	138	\$740	RGX160	89	\$1,200	FFP4400	221	\$510			
DIG62D91-PWT	167	\$680	KBG11013ONY	155	\$590	PKG11031CHA	139	\$860	SOX1720-1	175	\$455	FFP4480	221	\$635			
DIG62D91-SHG	167	\$680	KBG11013OYS	155	\$590	PKG11031MBK	139	\$860	SZCH1720-1	175	\$455	FFP5200	213	\$725			
DIG62F91-CHA	171	\$660	KBG11013SHG	155	\$590	PKG11031MOC	139	\$860	SZPW1720-1	175	\$455	FFP5220	213	\$885			
DIG62F91-MOC	171	\$660	KBG11013STO	155	\$590	PKG11031ONY	139	\$860				FFP5280	213	\$885			
DIG62F91-ONY	171	\$660	KBG11031CHA	155	\$715	PKG11031OYS	139	\$860	FAUCETS			FFP5290SB	213	\$885			
DIG62F91-PWT	171	\$660	KBG11031MOC	155	\$715	PKG11031PWT	139	\$860	FF3100	228	\$700	FFPD3350	248	\$665			
DIG62F91-SHG	171	\$660	KBG11031ONY	155	\$715	PKG11031SHG	139	\$860	FF3120MBK	228	\$825	FFPD4300	220	\$900			
EDCH33229-1	162	\$600	KBG11031OYS	155	\$715	PKG11031STO	139	\$860	FF3180	228	\$825	FFPD4350	220	\$1,060			
Eddb33229-1	162	\$600	KBG11031SHG	155	\$715	PKG11031CHA-WKC	140	\$1,450	FF3325BSS	248	\$850	FFPD4400	220	\$750			
EDOX33229-1	162	\$600	KBG11031STO	155	\$715	PKG11031MBK-WKC	140	\$1,450	FF3350	248	\$700	FFPD4450	220	\$915			
EDOY33229-1	162	\$600	MAG11031OW-CHA	149	\$730	PKG11031MOC-WKC	140	\$1,450	FF3352	123, 248	\$850	FFPD5300	209	\$1,350			
EDPW33229-1	162	\$600	MAG11031OW-MBK	149	\$730	PKG11031ONY-WKC	140	\$1,450	FF3391CHG	248	\$850	FFPD5380	209	\$1,640			
EDSG33229-1	162	\$600	MAG11031OW-ONY	149	\$730	PKG11031OYS-WKC	140	\$1,450	FF3425BSS	234	\$965	FFPD5400	209	\$1,450			
ELG11022CHA	160	\$610	MAG11031OW-OYS	149	\$730	PKG11031PWT-WKC	140	\$1,450	FF3450	234	\$790	FFPD5480	209	\$1,730			
ELG11022MOC	160	\$610	MAG11031OW-PWT	149	\$730	PKG11031SHG-WKC	140	\$1,450	FF3452SS	123, 234	\$965	FFPD5550	225	\$860			
ELG11022ONY	160	\$610	MAG11031OW-SHG	149	\$730	PKG160CHA	141	\$940	FF3491CHG	234	\$965	FFPS3425BSS	235	\$880			
ELG11022OYS	160	\$610	MAG11031OW-CHA-WKC	150	\$1,350	PKG160MBK	141	\$940				FFPS3491CHG	235	\$880			
ELG11022PWT	160	\$610	MAG11031OW-MBK-WKC	150	\$1,350	PKG160MOC	141	\$940	FF4250	245	\$680	FFPS3450	235	\$720			
ELG11022SHG	160	\$610	MAG11031OW-ONY-WKC	150	\$1,350	PKG160ONY	141	\$940	FF4400	220	\$730	FFPS3600	228	\$530			
ELG11022STO	160	\$610	MAG11031OW-OYS-WKC	150	\$1,350	PKG160OYS	141	\$940	FF4420	220	\$880	FFPS3680	228	\$660			
ELG120CHA	160	\$715	MAG11031OW-PWT-WKC	150	\$1,350	PKG160PWT	141	\$940	FF4480	220	\$880	FFPS5200	212	\$765			
ELG120MOC	160	\$715	MAG11031OW-SHG-WKC	150	\$1,350	PKG160SHG	141	\$940	FF4700	221	\$700	FFPS5220	212	\$935			
ELG120ONY	160	\$715	MAG61023CHA	148	\$710	PKG160STO	141	\$940	FF4720	221	\$825	FFPS5280	212	\$935			
ELG120OYS	160	\$715	MAG61023MBK	148	\$710	PKX11013	38	\$2,380	FF4780	221	\$825	FFPS5290SB	212	\$935			
ELG120PWT	160	\$715	MAG61023ONY	148	\$710	PKX11016	38	\$2,580	FF4800	220	\$730	FFPS5800CH	243	\$640			
ELG120SHG	160	\$715	MAG61023OYS	148	\$710	PKX11018	39	\$2,775	FF4880	220	\$880	FFPS5801ONY	243	\$770			

Quick Reference

Quick Reference



FILTRATION			FILTRATION			DISPOSERS			ACCESSORIES			ACCESSORIES			ACCESSORIES		
	Page	Price		Page	Price		Page	Price		Page	Price		Page	Price		Page	Price
CT-200	258	\$1,250	LB7120C	230, 255	\$595	WD9088	273	\$150	AG150	284	\$75	FBGG1914	163	\$145	PT17-36S	71, 75	\$170
DW10000	230, 255	\$520	LB7180C	230, 255	\$595	WD930CH	273	\$85	AG180	284	\$75	FK30-36S	185	\$305	PT20-36S	71	\$190
DW10020	230, 255	\$610	LB7200C	230, 255	\$680	WD981SN	273	\$85	AIUS100	85, 89, 99, 100, 103, 105, 111, 113, 161, 163, 167, 171, 282	\$250	FK33-36S	185	\$340	PT22-36S	71, 75	\$190
DW13025BSS	235, 256	\$660	LB7220C	230, 255	\$815	WDFLANGE-BK	274	\$85				FK36-36S	185	\$355	PT25-36S	71	\$190
DW13050	235, 256	\$545	LB7280C	230, 255	\$815	WDFLANGE-CH	274	\$80	AIUS200	85, 89, 99, 100, 103, 105, 111, 113, 161, 163, 167, 171, 282	\$300	GD12-36S	111, 113	\$155	PT28-36S	72	\$200
DW13091CHG	235, 256	\$660	LB9100C	253	\$485	WDFLANGE-EX-SN	274	\$85				GD15-36S	111, 113	\$170	PT31-36S	72, 73	\$215
DW15000	213, 253	\$540	LB9180C	253	\$585	WDFLANGE-EX-WH	274	\$75	AIUS300	85, 89, 99, 100, 101, 103, 105, 111, 113, 161, 163, 167, 171, 282	\$350	GD18-36S	111	\$190	PT-40S	71, 72, 73, 75	\$250
DW15020	213, 253	\$630	LB9200C	253	\$670	WDFLANGE-SS	274	\$85				GD23-36S	111	\$200	PT-41S	71, 72, 73, 75	\$240
DW15080	213, 253	\$630	LB9280C	253	\$795	WDJ33	273	\$205				GD28-36S	111	\$240	PX-13S	39	\$170
DW15090	213, 253	\$630				WDJ50	272	\$245				GD31-36S	113	\$250	PX-16S	39	\$170
DW16000	222, 254	\$520	SOAP DISPENSERS			WDJ50NC	272	\$220	BGDI100	167	\$145	MA-1-7-31LRM	149	\$180	PX-18S	39	\$190
DW16040	222, 254	\$610	SD-500	264	\$340	WDJ75	272	\$345	BGDI110	167	\$155	MA-31-36S	149, 150	\$295	PX-21S	39, 41	\$225
DW16061	222, 254	\$610	SD-580N	264	\$410	WDJ75NC	272	\$320	BGDIL150	171	\$145	MA-31RM	149, 150	\$180	PX-25S	41	\$240
DW16065	222, 254	\$610	SD-800	264	\$455	ACCESSORIES			BGDIS150	171	\$145	MA-40S	149, 150	\$210	PX-28S	41, 42	\$250
DW16080	222, 254	\$610	SD-880N	264	\$545	628	285	\$10	CK13-36C	197	\$250	MA-70S	149, 150	\$240	PX-40S	39, 41, 42	\$260
DW7000C	229, 255	\$495	SD3100	231, 265	\$150	900-CHA	139, 140, 141, 149, 150, 155, 161, 163, 167, 171, 175, 283	\$90	CK15-36C	197	\$260	MK24-36C	191	\$260	PX-70S	39, 41, 42	\$250
DW7020C	229, 255	\$595	SD3120MBK	231, 265	\$190				CK19-36C	197	\$280	MK28-36C	191	\$290	RG-36S	89	\$190
DW7080C	229, 255	\$595	SD3180	231, 265	\$190	900-MBK	139, 140, 141, 149, 150, 155, 161, 163, 167, 171, 175, 283	\$90	CL-14-36S	63	\$190	MK31-36C-LH	191	\$280	RG-36S-RH	89	\$190
DW9000C	252	\$485	SD3200	243, 265	\$145				CL-24-36S	63	\$190	MK31-36C-RH	191	\$280	RM18S	51, 53, 54, 55, 56, 63	\$190
DW9080C	252	\$585	SD3201	243, 265	\$180	900-MOC	139, 140, 141, 149, 150, 155, 161, 163, 167, 171, 175, 283	\$90	CL-28-36S	63	\$200	MK35-36C-LH	191	\$330			
FFT3100	229, 252	\$660	SD3204	243, 265	\$180				CL-31-36S	63	\$215	MK35-36C-RH	191	\$330	RND CVR	25, 51, 53, 54, 55, 56, 80, 81, 285	\$105
FFT3180	229, 252	\$785	SD3205	243, 265	\$180	900-OYS	139, 140, 141, 149, 150, 155, 161, 163, 167, 171, 175, 283	\$90	CL-BGC	63	\$170	OA-40S	185, 191, 197	\$435	SP-40S	25, 31, 71, 72, 73, 75	\$70
FFT3350	249, 252	\$665	SD3207	243, 265	\$180				CL-SSC	63	\$145	OC2-31S-RH	80, 81	\$195			
FFT5200	213, 252	\$725	SD3214	243, 265	\$180	900-PWT	139, 140, 141, 149, 150, 155, 161, 163, 167, 171, 175, 283	\$90	CL-WGC	63	\$170	OC2-36S	80, 81	\$265	UV-36RM	39, 41, 42, 71, 72, 73, 75, 85, 117, 155, 161, 175, 197, 283	\$200
FFT5220	213, 252	\$885	SD3220	243, 265	\$180				CP-50C	89	\$320	OC2-45SP	80, 81	\$405			
FFT5280	213, 252	\$885	SD3280	243, 265	\$180	900-SHG	139, 140, 141, 149, 150, 155, 161, 163, 167, 171, 175, 283	\$90	CU10-36S	103	\$130	OC2-50C	80, 81	\$195	WD-900-CHA	139, 140, 141, 149, 150, 155, 161, 163, 171, 175, 274, 283	\$100
FRC06	260	\$95	SD3425BSS	236, 264	\$285				CU11-36S	103	\$145	PE-70S	51, 53, 54, 55, 56, 63, 71, 72, 73, 75	\$260			
FRC06-2PK	260	\$175	SD3450SS	236, 264	\$285	903	31, 39, 41, 42, 51, 53, 54, 55, 56, 63, 80, 81, 99, 100, 103, 105, 111, 113, 117, 285	\$40	CU13-36S	103	\$145						
FRC09	260	\$55	SD3491CHG	236, 264	\$285				CU15-36S	99, 103	\$155	PG-40S	139, 140, 141	\$260			
FRCNSTR	258	\$400	SD5200	214, 264	\$170	906	284	\$90	CU17-36S	103	\$155	PKG12-36RM	141	\$160	WD-900-MBK	139, 140, 141, 149, 150, 155, 161, 163, 171, 175, 274, 283	\$100
FRCNSTR-DUO-1	259	\$450	SD5220	214, 264	\$210	906D-SN	284	\$180	CU18-36S	103	\$170	PKG12-36S	141	\$170			
FRCNSTR100	258	\$250	SD5280	214, 264	\$210	906SN	284	\$110	CU19-36S	99	\$160	PKG14-31RM	139	\$155			
FRX02	260	\$95	SD5290SB	214, 264	\$210	1140F-316	122	\$100	CU21-36S	25, 99, 105	\$170	PKG14-36RM	139	\$195	WD-900-MOC	139, 140, 141, 149, 150, 155, 161, 163, 171, 175, 274, 283	\$100
HT-400	258	\$520				1145	25, 31, 39, 41, 42, 51, 53, 54, 55, 56, 71, 72, 73, 75, 80, 81, 85, 89, 99, 100, 101, 103, 105, 111, 113, 117, 139, 140, 149, 150, 155, 161, 163, 171, 185, 191, 197, 284	\$70	CU23-36S	99	\$170	PKG17-36RM	141	\$200			
LB10120	230, 256	\$610	DISPOSERS						CU25-36S	99	\$190	PKG17-36S	141	\$200			
LB10180	230, 256	\$610	FWDJ125	271	\$610				CU27-36S	100, 105	\$190	PKG18-31RM	139, 140, 141	\$190	WD-900-OYS	139, 140, 141, 149, 150, 155, 161, 163, 171, 175, 274, 283	\$100
LB10200	231, 256	\$660	FWDJ50	271	\$290	906D-SN	284	\$180	CU30-36S	100, 101	\$200	PKG20-36RM	139	\$220			
LB10220	231, 256	\$795	FWDJ75	271	\$465	1140F-316	122	\$100	CU40K	25	\$290	PKG31-36RM	139, 140	\$250			
LB10280	231, 256	\$795	FWDJ75B	271	\$565	1145	25, 31, 39, 41, 42, 51, 53, 54, 55, 56, 71, 72, 73, 75, 80, 81, 85, 89, 99, 100, 101, 103, 105, 111, 113, 117, 139, 140, 149, 150, 155, 161, 163, 171, 185, 191, 197, 284	\$100	CU-40P	25	\$120	PKG31-36S	139	\$260	WD-900-PWT	139, 140, 141, 149, 150, 155, 161, 163, 171, 175, 274, 283	\$100
LB13125BSS	235, 256	\$660	WD3428BK	273	\$40				CU-40S	25	\$180	PKGCVR	31, 71, 72, 73, 75, 139, 140, 141, 285	\$105			
LB13150	235, 256	\$545	WD3428C	273	\$40				CU-FC	25	\$245						
LB13191CHG	235, 256	\$660	WD3428SN	273	\$40				CU-GC	25	\$145	PKXCVR	39, 41, 42, 285	\$120			
LB13225BSS	236, 257	\$790	WD-900-CHA	139, 140, 141, 149, 150, 155, 161, 163, 171, 175, 274, 283	\$100				CU-KS	25	\$120	PR-31S	85	\$190	WD-900-SHG	139, 140, 141, 149, 150, 155, 161, 163, 171, 175, 274, 283	\$100
LB13250	236, 257	\$670							CU-WR	25	\$155	PR-36S	85	\$190			
LB13291CHG	236, 257	\$790	WD-900-MBK	139, 140, 141, 149, 150, 155, 161, 163, 171, 175, 274, 283	\$100				CUW-36RM	31	\$170	PS2-11-36S	55	\$150			
LB15100	214, 253	\$540							CUW-40S	31	\$200	PS2-14-36S	55	\$160			
LB15120	214, 253	\$630	WD-900-MOC	139, 140, 141, 149, 150, 155, 161, 163, 171, 175, 274, 283	\$100				CUW-60S	31, 39, 41, 42, 51, 53, 54, 55, 56, 63	\$225	PS2-15-36S	51	\$170			
LB15180	214, 253	\$630										PS2-16-36S	56	\$170			
LB15190	214, 253	\$630										PS2-18-36S	51, 55	\$190			
LB15200	214, 254	\$660										PS2-21-36S	51	\$225			
LB15220	214, 254	\$795										PS2-24-36S	51	\$240			
LB15280	214, 254	\$795	WD-900-OYS	139, 140, 141, 149, 150, 155, 161, 163, 171, 175, 274, 283	\$100							PS2-27-36S	53	\$260			
LB15290	214, 254	\$795										PS2-30-36S	53	\$305			
LB16100	222, 254	\$520										PS2-33-36S	53, 54	\$330			
LB16120	222, 254	\$610	WD-900-PWT	139, 140, 141, 149, 150, 155, 161, 163, 171, 175, 274, 283	\$100							PS2-45S	51, 53, 54, 55, 56, 63	\$260			
LB16190	222, 254	\$610															
LB16200	222, 254	\$660										PS23-36S	122	\$280			
LB16220	222, 254	\$795	WD-900-SHG	139, 140, 141, 149, 150, 155, 161, 163, 171, 175, 274, 283	\$100	AG100	284	\$70				PT14-31S	71, 72, 73, 75	\$170			
LB7100C	230, 255	\$495				AG120	284	\$75	FBGG1014	163	\$120	PT14-36S	71, 75	\$170			
									FBGG1114	163	\$120						
									FBGG1316	163	\$130						

Quick Reference

Quick Reference

Quick  
Reference

PRODUCT NO.	Page	Price	PRODUCT NO.	Page	Price	PRODUCT NO.	Page	Price	PRODUCT NO.	Page	Price	PRODUCT NO.	Page	Price	PRODUCT NO.	Page	Price
628	285	\$10	BGDIS150	171	\$145	CUX11030	100	\$1,150	ELG120OYS	160	\$715	FF5880SN	243	\$770	FFS5200	212	\$900
903	31, 39, 41, 42, 51, 53, 54, 55, 56, 63, 80, 81, 99, 100, 103, 105, 111, 113, 117, 285	\$40	CCK110-13WH	196	\$810	CUX11030-WKC	101	\$1,700	ELG120PWT	160	\$715	FFB3100	228	\$465	FFS5220	212	\$1,080
			CCK110-15WH	196	\$845	CUX11031-W	30	\$3,480	ELG120SHG	160	\$715	FFB3120MBK	228	\$590	FFS5280	212	\$1,080
			CCK110-19WH	196	\$935	CUX120	102	\$1,275	ELG120STO	160	\$715	FFB3180	228	\$590	FFS5290SB	212	\$1,080
906	284	\$90	CK13-36C	197	\$250	CUX160	102	\$1,275	ELG14-36S	161	\$170	FFB3325BSS	249	\$660	FFT3100	229, 252	\$660
1145	25, 31, 39, 41, 42, 51, 53, 54, 55, 56, 71, 72, 73, 75, 80, 81, 85, 89, 99, 100, 101, 103, 105, 111, 113, 117, 139, 140, 149, 150, 155, 161, 163, 171, 185, 191, 197, 284	\$70	CK15-36C	197	\$260	CUX16021-W	25	\$2,960	ELG16-36S	161	\$190	FFB3350	249	\$540	FFT3180	229, 252	\$785
			CK19-36C	197	\$280	CUX16024	102	\$1,030	ELG160CHA	161	\$715	FFB3391CHG	249	\$660	FFT3350	249, 252	\$665
			CL-14-36S	63	\$190	CUX16032	103	\$1,325	ELG160MOC	161	\$715	FFB3425BSS	234	\$685	FFT5200	213, 252	\$725
			CL-24-36S	63	\$190	DIG61091-CHA	167	\$600	ELG160ONY	161	\$715	FFB3450	234	\$560	FFT5220	213, 252	\$885
			CL-28-36S	63	\$200	DIG61091-MOC	167	\$600	ELG160OYS	161	\$715	FFB3491CHG	234	\$685	FFT5280	213, 252	\$885
			CL-31-36S	63	\$215	DIG61091-ONY	167	\$600	ELG160PWT	161	\$715	FFB4250	245	\$495	FFHK710-30WH	184	\$1,320
			CL-BGC	63	\$170	DIG61091-PWT	167	\$600	ELG160SHG	161	\$715	FFB5200	213	\$550	FHK710-33WH	184	\$1,690
			CL-SSC	63	\$145	DIG61091-SHG	167	\$600	ELG160STO	161	\$715	FFB5220	213	\$675	FHK710-36WH	184	\$1,835
			CL-WGC	63	\$170	DIG62D91-CHA	167	\$680	ELG22-36S	161	\$190	FFB5280	213	\$675	FK30-36S	185	\$305
1140F-316	122	\$100	CLV110-24	62	\$1,920	DIG62D91-MOC	167	\$680	EOCH33229-1	163	\$610	FFB5290SB	213	\$675	FK33-36S	185	\$340
1145SN	25, 31, 39, 41, 51, 53, 55, 56, 71, 72, 75, 80, 85, 89, 99, 100, 103, 105, 111, 113, 117, 139, 149, 155, 161, 163, 171, 185, 191, 197, 284	\$100	CLV110-28	62	\$2,050	DIG62D91-ONY	167	\$680	EODB33229-1	163	\$610	FFP3100	228	\$660	FK36-36S	185	\$355
			CLV110-31	62	\$2,170	DIG62D91-PWT	167	\$680	EOOX33229-1	163	\$610	FFP3120MBK	228	\$785	FRC06	260	\$95
			CLV120-33	63	\$2,295	DIG62D91-SHG	167	\$680	EOOY33229-1	163	\$610	FFP3180	228	\$785	FRC06-2PK	260	\$175
			CP-50C	89	\$320	DIG62F91-CHA	171	\$660	EOPW33229-1	163	\$610	FFP3325BSS	248	\$810	FRC09	260	\$55
			CT-200	258	\$1,250	DIG62F91-MOC	171	\$660	EOSG33229-1	163	\$610	FFP3350	248	\$665	FRCNSTR	258	\$400
			CU-40K	25	\$290	DIG62F91-ONY	171	\$660	ESCH25229-1	162	\$545	FFP3391CHG	248	\$810	FRCNSTR-DUO-1	259	\$450
			CU-40P	25	\$120	DIG62F91-PWT	171	\$660	ESDB25229-1	162	\$545	FFP3425BSS	234	\$880	FRCNSTR100	258	\$250
900-CHA	139, 140, 141, 149, 150, 155, 161, 163, 167, 171, 175, 283	\$90	CU-40S	25	\$180	DIG62F91-SHG	171	\$660	ESOX25229-1	162	\$545	FFP3450	234	\$720	FRX02	260	\$95
			CU-FC	25	\$245	DW10000	230, 255	\$520	ESoy25229-1	162	\$545	FFP3491CHG	234	\$880	FWDJ125	271	\$610
			CU-GC	25	\$145	DW10020	230, 255	\$610	ESPW25229-1	162	\$545	FFP4250	245	\$610	FWDJ50	271	\$290
900-MBK	139, 140, 141, 149, 150, 155, 161, 163, 167, 171, 175, 283	\$90	CU-KS	25	\$120	DW13025BSS	235, 256	\$660	ESSG25229-1	162	\$545	FFP4400	221	\$510	FWDJ75	271	\$465
			CU-WR	25	\$155	DW13050	235, 256	\$545	FBGG1014	163	\$120	FFP4480	221	\$635	FWDJ75B	271	\$565
			CU10-36S	103	\$130	DW13091CHG	235, 256	\$660	FBGG1114	163	\$120	FFP5200	213	\$725	GD12-36S	111, 113	\$155
900-MOC	139, 140, 141, 149, 150, 155, 161, 163, 167, 171, 175, 283	\$90	CU11-36S	103	\$145	DW15000	213, 253	\$540	FBGG1316	163	\$130	FFP5220	213	\$885	GD15-36S	111, 113	\$170
			CU13-36S	103	\$145	DW15020	213, 253	\$630	FBGG1914	163	\$145	FFP5280	213	\$885	GD18-36S	111	\$190
			CU15-36S	99, 103	\$155	DW15080	213, 253	\$630	FF3100	228	\$700	FFP5290SB	213	\$885	GD23-36S	111	\$200
900-OYS	139, 140, 141, 149, 150, 155, 161, 163, 167, 171, 175, 283	\$90	CU17-36S	103	\$155	DW15090	213, 253	\$630	FF3120MBK	228	\$825	FFPD3350	248	\$665	GD28-36S	111	\$240
			CU18-36S	103	\$170	DW16000	222, 254	\$520	FF3180	228	\$825	FFPD4300	220	\$900	GD31-36S	113	\$250
			CU19-36S	99	\$160	DW16040	222, 254	\$610	FF3325BSS	248	\$850	FFPD4350	220	\$1,060	GDX11012	110	\$675
900-PWT	139, 140, 141, 149, 150, 155, 161, 163, 167, 171, 175, 283	\$90	CU21-36S	25, 99, 105	\$170	DW16061	222, 254	\$610	FF3350	248	\$700	FFPD4400	220	\$750	GDX11015	110	\$725
			CU23-36S	99	\$170	DW16065	222, 254	\$610	FF3352	123, 248	\$850	FFPD4450	220	\$915	GDX11018	110	\$840
			CU25-36S	99	\$190	DW16080	222, 254	\$610	FF3391CHG	248	\$850	GDX15300	209	\$1,350	GDX11023	111	\$930
900-SHG	139, 140, 141, 149, 150, 155, 161, 163, 167, 171, 175, 283	\$90	CU27-36S	100, 105	\$190	DW7000C	229, 255	\$495	FF3425BSS	234	\$965	FFPD5380	209	\$1,640	GDX11028	111	\$985
			CU30-36S	100, 101	\$200	DW7020C	229, 255	\$595	FF3450	234	\$790	FFPD5400	209	\$1,450	GDX11031	112	\$1,065
			CUW-36RM	31	\$170	DW7080C	229, 255	\$595	FF3452SS	123, 234	\$965	FFPD5480	209	\$1,730	GDX12031	112	\$1,220
906D-SN	284	\$180	CUW-40S	31	\$200	DW9000C	252	\$485	FF3491CHG	234	\$965	FFPD5550	225	\$860	GDX16028RH	112	\$1,185
906SN	284	\$110	CUW-60S	31, 39, 41, 42, 51, 53, 54, 55, 56, 63	\$225	DW9080C	252	\$585	FF4250	245	\$680	FFPD5800CH	243	\$640	GDX16031RH	113	\$1,240
AG100	284	\$70				EDCH33229-1	162	\$600	FF4400	220	\$730	FFPS3425BSS	235	\$880	HT-400	258	\$520
AG120	284	\$75	CUW-70S	25, 31	\$240	EDDB33229-1	162	\$600	FF4420	220	\$880	FFPS3450	235	\$720	KBG11013CHA	155	\$590
AG150	284	\$75	CUW18-36S	31	\$170	EDOX33229-1	162	\$600	FF4480	220	\$880	FFPS3491CHG	235	\$880	KBG11013MOC	155	\$590
AG180	284	\$75	CUW24-36S	31	\$190	EDOY33229-1	162	\$600	FF4700	221	\$700	FFPS3600	228	\$530	KBG11013ONY	155	\$590
AIUS100	85, 89, 99, 100, 103, 105, 111, 113, 161, 163, 167, 171, 282	\$250	CUW31-36S	31	\$200	EDPW33229-1	162	\$600	FF4720	221	\$825	FFPS3680	228	\$660	KBG11013OYS	155	\$590
			CUX11010-W	25, 95	\$2,260	EDSG33229-1	162	\$600	FF4780	221	\$825	FFPS5200	212	\$765	KBG11013SHG	155	\$590
			CUX11015	98	\$765	ELG11022CHA	160	\$610	FF4800	220	\$730	FFPS5220	212	\$935	KBG11013STO	155	\$590
AIUS200	85, 89, 99, 100, 103, 105, 111, 113, 161, 163, 167, 171, 282	\$300	CUX11018-W	30	\$2,990	ELG11022MOC	160	\$610	FF4880	220	\$880	FFPS5280	212	\$935	KBG11031CHA	155	\$715
			CUX11019	98	\$810	ELG11022ONY	160	\$610	FF5200	212	\$765	FFPS5800CH	243	\$640	KBG11031MOC	155	\$715
			CUX11021	98	\$895	ELG11022OYS	160	\$610	FF5220	212	\$935	FFPS5801ONY	243	\$770	KBG11031ONY	155	\$715
AIUS300	85, 89, 99, 100, 101, 103, 105, 111, 113, 161, 163, 167, 171, 282	\$350	CUX11021-ADA	104	\$895	ELG11022PWT	160	\$610	FF5280	212	\$935	FFPS5804OYS	243	\$770			
			CUX11023	99	\$930	ELG11022SHG	160	\$610	FF5290SB	212	\$935	FFPS5805CHA	243	\$770			
			CUX11024-W	30	\$3,230	ELG11022STO	160	\$610	FF5300	209	\$880	FFPS5807STG	243	\$770			
BGDI100	167	\$145	CUX11025	99	\$965	ELG120CHA	160	\$715	FF5380	209	\$1,055	FFPS5808PWT	243	\$770			
BGDI110	167	\$155	CUX11027	100	\$1,030	ELG120MOC	160	\$715	FF5800CH	243	\$640	FFPS5820MBK	243	\$770			
BGDIL150	171	\$145	CUX11027-ADA	104	\$1,030	ELG120ONY	160	\$715	FF5820MBK	243	\$770	FFPS5880SN	243	\$770			

Quick  
Reference



Quick  
Reference

PRODUCT NO.	Page	Price	PRODUCT NO.	Page	Price	PRODUCT NO.	Page	Price	PRODUCT NO.	Page	Price	PRODUCT NO.	Page	Price	PRODUCT NO.	Page	Price
KBG11031OYS	155	\$715	MAG61023OYS	148	\$710	PKG11020OYS	138	\$740	PS2-18-36S	51, 55	\$190	RNDCVR	25, 51, 53, 54, 55, 56, 80, 81, 285	\$105	WDFLANGE-CH	274	\$80
KBG11031SHG	155	\$715	MAG61023PWT	148	\$710	PKG11020PWT	138	\$740	PS2-21-36S	51	\$225				WDFLANGE-EX-SN	274	\$85
KBG11031STO	155	\$715	MAG61023SHG	148	\$710	PKG11020SHG	138	\$740	PS2-24-36S	51	\$240	SD-500	264	\$340	WDFLANGE-EX-WH	274	\$75
LB10120	230, 256	\$610	MAG61031OW-CHA	148	\$710	PKG11020STO	138	\$740	PS2-27-36S	53	\$260	SD-580N	264	\$410	WDFLANGE-SS	274	\$85
LB10180	230, 256	\$610	MAG61031OW-MBK	148	\$710	PKG11031CHA	139	\$860	PS2-30-36S	53	\$305	SD-800	264	\$455	WDJ33	273	\$205
LB10200	231, 256	\$660	MAG61031OW-ONY	148	\$710	PKG11031CHA-WKC	140	\$1,450	PS2-33-36S	53, 54	\$330	SD-880N	264	\$545	WDJ50	272	\$245
LB10220	231, 256	\$795	MAG61031OW-OYS	148	\$710	PKG11031MBK	139	\$860	PS2-45S	51, 53, 54, 55, 56, 63	\$260	SD3100	231, 265	\$150	WDJ50NC	272	\$220
LB10280	231, 256	\$795	MAG61031OW-PWT	148	\$710	PKG11031MBK-WKC	140	\$1,450				SD3120MBK	231, 265	\$190	WDJ75	272	\$345
LB13125BSS	235, 256	\$660	MAG61031OW-SHG	148	\$710	PKG11031MOC	139	\$860	PS23-36S	122	\$280	SD3180	231, 265	\$190	WDJ75NC	272	\$320
LB13150	235, 256	\$545	MHK110-20WH	190	\$665	PKG11031MOC-WKC	140	\$1,450	PS2X110-15	50	\$1,740	SD3200	243, 265	\$145			
LB13191CHG	235, 256	\$660	MHK110-24WH	190	\$880	PKG11031ONY	139	\$860	PS2X110-18	50	\$1,800	SD3201	243, 265	\$180			
LB13225BSS	236, 257	\$790	MHK110-28WH	190	\$985	PKG11031ONY-WKC	140	\$1,450	PS2X110-21	50	\$1,865	SD3204	243, 265	\$180			
LB13250	236, 257	\$670	MHK720-31WH	191	\$1,090	PKG11031OYS	139	\$860	PS2X110-24	51	\$1,935	SD3205	243, 265	\$180			
LB13291CHG	236, 257	\$790	MHK720-35WH	191	\$1,520	PKG11031OYS-WKC	140	\$1,450	PS2X110-24-12	51	\$1,990	SD3207	243, 265	\$180			
LB15100	214, 253	\$540	MK24-36C	191	\$260	PKG11031PWT	139	\$860	PS2X110-27	52	\$2,060	SD3214	243, 265	\$180			
LB15120	214, 253	\$630	MK28-36C	191	\$290	PKG11031PWT-WKC	140	\$1,450	PS2X110-30	52	\$2,185	SD3220	243, 265	\$180			
LB15180	214, 253	\$630	MK31-36C-LH	191	\$280	PKG11031SHG	139	\$860	PS2X110-30-12	52	\$2,310	SD3280	243, 265	\$180			
LB15190	214, 253	\$630	MK31-36C-RH	191	\$280	PKG11031SHG-WKC	140	\$1,450	PS2X110-33	53	\$2,485	SD3425BSS	236, 264	\$285			
LB15200	214, 254	\$660	MK35-36C-LH	191	\$330	PKG11031STO	139	\$860	PS2X110-33-WKC	54	\$2,950	SD3450SS	236, 264	\$285			
LB15220	214, 254	\$795	MK35-36C-RH	191	\$330	PKG12-36RM	141	\$160	PS2X120-14-14	55	\$2,610	SD3491CHG	236, 264	\$285			
LB15280	214, 254	\$795	OA-40S	185, 191, 197	\$435	PKG12-36S	141	\$170	PS2X120-16-16	56	\$2,735	SD5200	214, 264	\$170			
LB15290	214, 254	\$795	OC2-31S-RH	80, 81	\$195	PKG14-31RM	139	\$155	PS2X160-18-11	55	\$2,610	SD5220	214, 264	\$210			
LB16100	222, 254	\$520	OC2-36S	80, 81	\$265	PKG14-36RM	139	\$195	PT-40S	71, 72, 73, 75	\$250	SD5280	214, 264	\$210			
LB16120	222, 254	\$610	OC2-45SP	80, 81	\$405	PKG160CHA	141	\$940	PT-41S	71, 72, 73, 75	\$240	SD5290SB	214, 264	\$210			
LB16190	222, 254	\$610	OC2-50C	80, 81	\$195	PKG160MBK	141	\$940	PT14-31S	71, 72, 73, 75	\$170	SOX1720-1	175	\$455			
LB16200	222, 254	\$660	ODX110-2310-316	122	\$1,030	PKG160MOC	141	\$940	PT14-36S	71, 75	\$170	SP-40S	25, 31, 71, 72, 73, 75	\$70			
LB16220	222, 254	\$795	ODX110-2312-316	122	\$1,090	PKG160ONY	141	\$940	PT17-36S	71, 75	\$170						
LB7100C	230, 255	\$495	OR2X110	80	\$1,300	PKG160OYS	141	\$940	PT20-36S	71	\$190	SZCH1720-1	175	\$455			
LB7120C	230, 255	\$595	OR2X110-WKC	81	\$1,950	PKG160PWT	141	\$940	PT22-36S	71, 75	\$190	SZPW1720-1	175	\$455			
LB7180C	230, 255	\$595	PCX1102109	85	\$840	PKG160SHG	141	\$940	PT25-36S	71	\$190	UV-36RM	39, 41, 42, 71, 72, 73, 75, 85, 117, 155, 161, 175, 197, 283	\$200			
LB7200C	230, 255	\$680	PE-70S	51, 53, 54, 55, 56, 63, 71, 72, 73, 75	\$260	PKG160STO	141	\$940	PT28-36S	72	\$200						
LB7220C	230, 255	\$815				PKG17-36RM	141	\$200	PT31-36S	72, 73	\$215	WD-900-CHA	139, 140, 141, 149, 150, 155, 161, 163, 171, 175, 274, 283	\$100			
LB7280C	230, 255	\$815	PF3100	229	\$700	PKG17-36S	141	\$200	PTX110-14	70	\$750						
LB9100C	253	\$485	PF3120MBK	229	\$825	PKG18-31RM	139, 140, 141	\$190	PTX110-17	70	\$840	WD-900-MBK	139, 140, 141, 149, 150, 155, 161, 163, 171, 175, 274, 283	\$100			
LB9180C	253	\$585	PF3180	229	\$825	PKG20-36RM	139	\$220	PTX110-20	70	\$1,090						
LB9200C	253	\$670	PF3450	235	\$790	PKG31-36RM	139, 140	\$250	PTX110-22	71	\$1,215	WD-900-MOC	139, 140, 141, 149, 150, 155, 161, 163, 171, 175, 274, 283	\$100			
LB9280C	253	\$795	PF4400	221	\$730	PKG31-36S	139	\$260	PTX110-25	71	\$1,275						
MA-17-31LRM	149	\$180	PF4480	221	\$880	PKG31-36S	139	\$260	PTX110-28	72	\$1,360	WD-900-OYS	139, 140, 141, 149, 150, 155, 161, 163, 171, 175, 274, 283	\$100			
MA-31-36S	149, 150	\$295	PF5200	212	\$765	PKGCVR	31, 71, 72, 73, 75, 139, 140, 141, 285	\$105	PTX110-31	72	\$1,490						
MA-31RM	149, 150	\$180	PF5220	212	\$935	PKX11013	38	\$2,380	PTX110-31-WKC	73	\$2,150	WD-900-PWT	139, 140, 141, 149, 150, 155, 161, 163, 171, 175, 274, 283	\$100			
MA-40S	149, 150	\$210	PF5280	212	\$935	PKX11016	38	\$2,580	PTX160-31	74	\$1,700						
MA-70S	149, 150	\$240	PF5290SB	212	\$935	PKX11018	39	\$2,775	PTX160-37	74	\$1,760	WD-900-SHG	139, 140, 141, 149, 150, 155, 161, 163, 171, 175, 274, 283	\$100			
MAG11031OW-CHA	149	\$730	PFD4400	221	\$730	PKX11021	39	\$2,955	PTX160-40	74	\$1,870						
MAG11031OW-CHA-WKC	150	\$1,350	PFD4480	221	\$765	PKX11025	40	\$3,100	PX-13S	39	\$170						
MAG11031OW-MBK	149	\$730	PG-40S	139, 140, 141	\$260	PKX11028	40	\$3,225	PX-16S	39	\$170						
MAG11031OW-MBK-WKC	150	\$1,350	PKG11014CHA	138	\$610	PKX11028-WKC	42	\$3,600	PX-18S	39	\$190						
MAG11031OW-ONY	149	\$730	PKG11014MBK	138	\$610	PKX1108	38	\$1,460	PX-21S	39, 41	\$225						
MAG11031OW-ONY-WKC	150	\$1,350	PKG11014MOC	138	\$610	PKX1160	40	\$3,700	PX-25S	41	\$240						
MAG11031OW-OYS	149	\$730	PKG11014ONY	138	\$610	PKX160LH	40	\$3,700	PX-28S	41, 42	\$250						
MAG11031OW-OYS-WKC	150	\$1,350	PKG11014OYS	138	\$610	PKXCVR	39, 41, 42, 285	\$120	PX-40S	39, 41, 42	\$260						
MAG11031OW-PWT	149	\$730	PKG11014PWT	138	\$610	PR-31S	85	\$190	PX-70S	39, 41, 42	\$250	WD3428BK	273	\$40			
MAG11031OW-PWT-WKC	150	\$1,350	PKG11014SHG	138	\$610	PR-36S	85	\$190	RBX-110	117	\$670	WD3428C	273	\$40			
MAG11031OW-SHG	149	\$730	PKG11014STO	138	\$610	PRX11021	85	\$965	RG-36S	89	\$190	WD3428SN	273	\$40			
MAG11031OW-SHG-WKC	150	\$1,350	PKG11020CHA	138	\$740	PS2-11-36S	55	\$150	RG-36S-RH	89	\$190	WD9088	273	\$150			
MAG61023CHA	148	\$710	PKG11020MBK	138	\$740	PS2-14-36S	55	\$160	RGX160	89	\$1,200	WD930CH	273	\$85			
MAG61023MBK	148	\$710	PKG11020MOC	138	\$740	PS2-15-36S	51	\$170	RM18S	51, 53, 54, 55, 56, 63	\$190	WD981SN	273	\$85			
MAG61023ONY	148	\$710	PKG11020ONY	138	\$740	PS2-16-36S	56	\$170				WDFLANGE-BK	274	\$85			

Quick  
Reference



