FlowShield™ RP testable reduced pressure zone backflow preventer

574 series, 1/2 inch and 3/4 inch

Submittal Data 03501 NA — Issue Date 08/2023

Application

The backflow preventer can be used in all systems where there is danger of the potable water supply system being contaminated. It prevents an accidental reduction in the pressure in the distribution system from causing backflow from contaminated water in user installations.

The 574 series FlowShield™ RP backflow preventer is listed by ASSE to Standard 1013 and is ICC-ES certified to CSA B64.4, AWWA C511, NSF/ANSI/CAN 61 and NSF/ANSI/CAN 372 low lead laws. It meets codes IPC, IRC, NPC and UPC for use in accordance with the US and Canadian plumbing codes.

Typical Specification

Furnish and install on the plans and described herein, a code 574 series, testable, reduced pressure zone backflow preventer as manufactured by Caleffi in sizes ½" and ¾" with NPT female and press connections. Each backflow preventer shall be designed with DZR low lead brass body and cover, stainless steel springs and peroxide-cured EPDM diaphragms and seals. The backflow preventer is provided with bronze inlet and outlet t-handle operated ball valves with 304 stainless steel ball.

Each backflow preventer assembly shall be listed by ASSE to Standard 1013 and is ICC-ES certified to CSA B64.4, AWWA C511, NSF/ANSI/CAN 61 and NSF/ANSI/CAN 372 low lead laws. It meets codes IPC, IRC, NPC and UPC for use in accordance with the US and Canadian plumbing codes. It must be designed for 150 psi (10 bar) maximum working pressure and 150°F (65°C) maximum working temperature. (See product instructions for specific installation information.)

Technical Data

Material

Body:	DZR low lead brass, EN 1982 CB752S
Cover:	DZR low lead brass, EN 12165 CW724R
Check valves:	PSU-POM-CW724R
Springs:	stainless steel
Diaphragms and seals:	peroxide-cured EPDM

Performance

Suitable fluids:	water
Max. working pressure:	150 psi (10 bar)
Max. working temperature:	150°F (65°C)
Pressure test ports:	upstream, intermediate, downstream
Connections/ max Cv:	½" NPT female and press / 3.5 ¾" NPT female and press / 8.0

Certifications

1. Listed by ASSE to Standard 1013.
2. CSA B64.4, AWWA C511, and NSF/ANSI/CAN 61 certified by ICC-ES, file PMG-1433.
3. Complies with NSF/ANSI/CAN 372, Drinking Water System Components-Lead Content Reduction of Lead in Drinking Water Act, California Health and Safety Code 116875 S.3874, as certified by ICC-ES, file PMG-1360.

Dimensions

size 1/2 inch

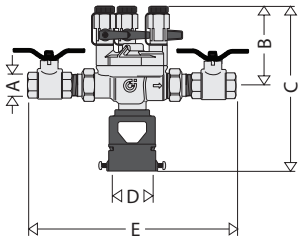

size 3/4 inch

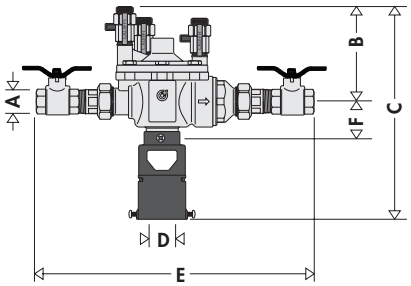

NSF/ANSI/CAN 61

Code	A	B	C	D (mm)	E	Wt (lb)
574004A	1/2" FNPT	3 ¼"	6 ¼"	40 mm	9 ¾"	5.0
574064A	1/2" press*	3 ¼"	6 ¼"	40 mm	12 3/8"	5.1
574050A	3/4" FNPT	4"	10 ½"	40-60 mm	13 ¼"	9.5
574056A	3/4" press*	4"	10 ½"	40-60 mm	16 ½"	9.6

* Lay length: size 1/2 inch: 10 7/8"; size 3/4 inch: 14 ½".

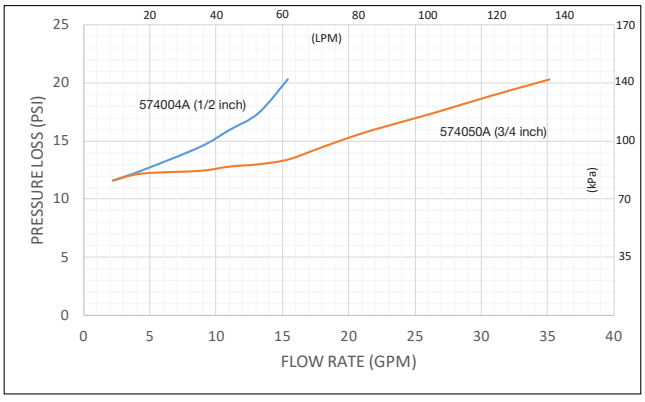

We reserve the right to change our products and their relevant technical data, contained in this publication, at any time and without prior notice. Contractors should request production drawings if prefabricating the system

Job name _____ Size _____
Job location _____ Quantity _____
Engineer _____ Approval _____
Mechanical contractor _____ Service _____
Contractor's P.O. No. _____ Tag No. _____
Representative _____ Notes _____

Caleffi North America, Inc. 3883 W. Milwaukee Road / Milwaukee, WI 53208
Tel: 414-238-2360 / Fax: 414-238-2366 / www.caleffi.com
Technical Support: 414-338-6338 / techsupport.us@caleffi.com
© Copyright 2023 Caleffi North America, Inc.

FlowShield™ RP testable reduced pressure zone backflow preventer

574 series, 1 inch and 1 1/4 inch

Submittal Data 03501.01 NA — Issue Date 08/2023

Application

The backflow preventer can be used in all systems where there is danger of the potable water supply system being contaminated. It prevents an accidental reduction in the pressure in the distribution system from causing backflow from contaminated water in user installations.

The 574 series FlowShield™ RP backflow preventer is listed by ASSE to Standard 1013 and is ICC-ES certified to CSA B64.4, AWWA C511, NSF/ANSI/CAN 61 and NSF/ANSI/CAN 372 low lead laws. It meets codes IPC, IRC, NPC and UPC for use in accordance with the US and Canadian plumbing codes.

Typical Specification

Furnish and install on the plans and described herein, a code 574 series, testable, reduced pressure zone backflow preventer as manufactured by Caleffi in sizes 1" and 1 1/4" with NPT female and press connections. Each backflow preventer shall be designed with DZR low lead brass body and cover, stainless steel springs and peroxide-cured EPDM diaphragms and seals. The backflow preventer is provided with bronze inlet and outlet t-handle operated ball valves with 304 stainless steel ball.

Each backflow preventer assembly shall be listed by ASSE to Standard 1013 and is ICC-ES certified to CSA B64.4, AWWA C511, NSF/ANSI/CAN 61 and NSF/ANSI/CAN 372 low lead laws. It meets codes IPC, IRC, NPC and UPC for use in accordance with the US and Canadian plumbing codes. It must be designed for 150 psi (10 bar) maximum working pressure and 150°F (65°C) maximum working temperature. (See product instructions for specific installation information.)

Technical Data

Material

Body:	DZR low lead brass, EN 1982 CB752S
Cover:	DZR low lead brass, EN 12165 CW724R
Check valves:	PSU-POM-CW724R
Springs:	stainless steel
Diaphragms and seals:	peroxide-cured EPDM

Performance

Suitable fluids:	water
Max. working pressure:	150 psi (10 bar)
Max. working temperature:	150°F (65°C)
Pressure test ports:	upstream, intermediate, downstream
Connections/ max Cv:	1" NPT female and press / 12.0 1¼" NPT female and press / 19.5

Certifications

1. Listed by ASSE to Standard 1013.
2. CSA B64.4, AWWA C511, and NSF/ANSI/CAN 61 certified by ICC-ES, file PMG-1433.
3. Complies with NSF/ANSI/CAN 372, Drinking Water System Components-Lead Content Reduction of Lead in Drinking Water Act, California Health and Safety Code 116875 S.3874, as certified by ICC-ES, file PMG-1360.

Dimensions

size 1 inch

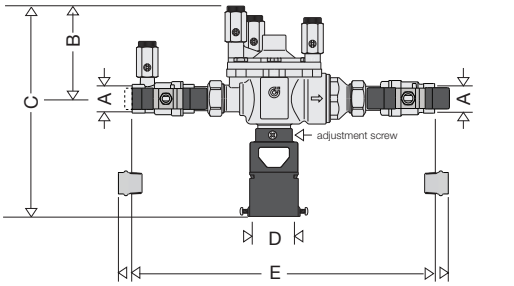

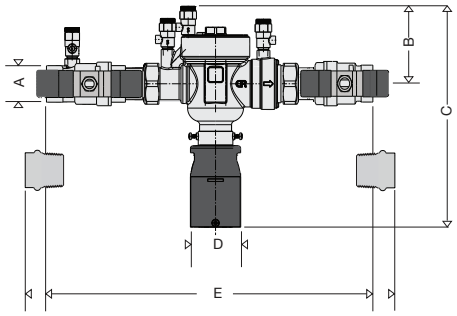

size 1 1/4 inch

NSF/ANSI/CAN 61

Code	A	B	C	D (mm)	E	Wt (lb)
574006A	1" FNPT	4"	10 ½"	40-60 mm	14"	9.5
574066A	1" press*	4"	10 ½"	40-60 mm	17 ¾"	9.6
574700A	1¼" FNPT	4"	11 ½"	40-60	16 ½"	13
574706A	1¼" press*	4"	11 ½"	40-60	20 ¼"	13

* Lay length: size 1 inch: 15 7/8"; size 1¼ inch: 18 ¼".

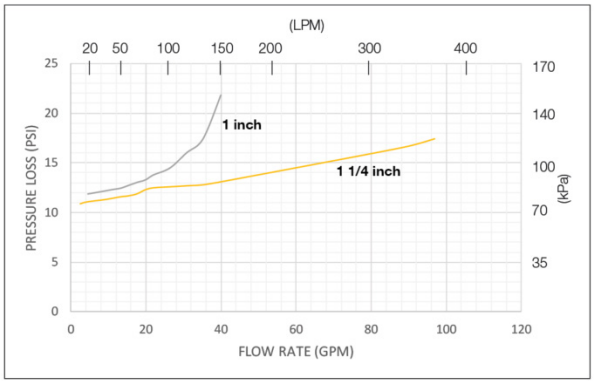

We reserve the right to change our products and their relevant technical data, contained in this publication, at any time and without prior notice. Contractors should request production drawings if prefabricating the system

Job name _____ Size _____
Job location _____ Quantity _____
Engineer _____ Approval _____
Mechanical contractor _____ Service _____
Contractor's P.O. No. _____ Tag No. _____
Representative _____ Notes _____

Caleffi North America, Inc. 3883 W. Milwaukee Road / Milwaukee, WI 53208
Tel: 414-238-2360 / Fax: 414-238-2366 / www.caleffi.com
Technical Support: 414-338-6338 / techsupport.us@caleffi.com
© Copyright 2023 Caleffi North America, Inc.

FlowShield™ RP testable reduced pressure zone backflow preventer

574 series, 1-1/2 inch and 2 inch

Submittal Data 03501.02 NA — Issue Date 08/2023

Application

The backflow preventer can be used in all systems where there is danger of the potable water supply system being contaminated. It prevents an accidental reduction in the pressure in the distribution system from causing backflow from contaminated water in user installations.

The 574 series FlowShield™ RP backflow preventer is listed by ASSE to Standard 1013 and is ICC-ES certified to CSA B64.4, AWWA C511, NSF/ANSI/CAN 61 and NSF/ANSI/CAN 372 low lead laws. It meets codes IPC, IRC, NPC and UPC for use in accordance with the US and Canadian plumbing codes.

Typical Specification

Furnish and install on the plans and described herein, a code 574 series, testable, reduced pressure zone backflow preventer as manufactured by Caleffi in sizes 1½" and 2" with NPT female and press connections. Each backflow preventer shall be designed with DZR low lead brass body and cover, stainless steel springs and peroxide-cured EPDM diaphragms and seals. The backflow preventer is provided with bronze inlet and outlet t-handle operated ball valves with 304 stainless steel ball.

Each backflow preventer assembly shall be listed by ASSE to Standard 1013 and is ICC-ES certified to CSA B64.4, AWWA C511, NSF/ANSI/CAN 61 and NSF/ANSI/CAN 372 low lead laws. It meets codes IPC, IRC, NPC and UPC for use in accordance with the US and Canadian plumbing codes. It must be designed for 150 psi (10 bar) maximum working pressure and 150°F (65°C) maximum working temperature. (See product instructions for specific installation information.)

Technical Data

Material

Body:	DZR low lead brass, EN 1982 CB752S (1½") CB480K-DW (2")
Cover:	DZR low lead brass, EN 12165 CW724R (1½") CB480K-DW (2")
Check valves:	PSU-POM-CW724R
Springs:	stainless steel
Diaphragms and seals:	peroxide-cured EPDM

Performance

Suitable fluids:	water
Max. working pressure:	150 psi (10 bar)
Max. working temperature:	150°F (65°C)
Pressure test ports:	upstream, intermediate, downstream
Connections/ max Cv:	1½" NPT female and press / 32.0 2" NPT female and press / 51.0

Certifications

1. Listed by ASSE to Standard 1013.
2. CSA B64.4, AWWA C511, and NSF/ANSI/CAN 61 certified by ICC-ES, file PMG-1433.
3. Complies with NSF/ANSI/CAN 372, Drinking Water System Components-Lead Content Reduction of Lead in Drinking Water Act, California Health and Safety Code 116875 S.3874, as certified by ICC-ES, file PMG-1360.

Dimensions

size 1½ inch

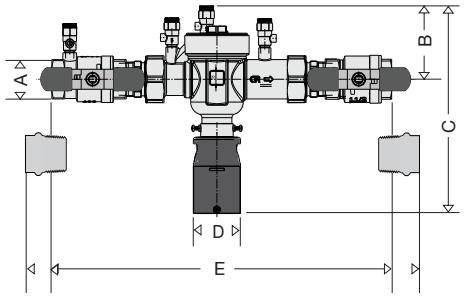

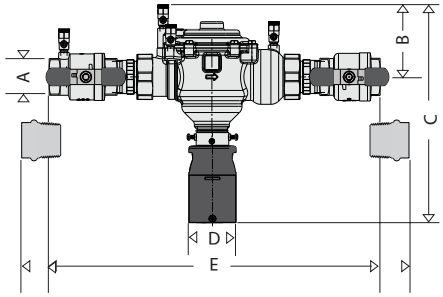

size 2 inch

NSF/ANSI/CAN 61

Code	A	B	C	D (mm)	E	Wt (lb)
574801A	1½" FNPT	4"	11"	40-60	18 ¾"	15
574806A	1½" press*	4"	11"	40-60	23 3/8"	17
574900A	2" FNPT	5 3/16"	14 ½"	40-60	23 ¾"	25
574906A	2" press*	5 3/16"	14 ½"	40-60	33 ¾"	27

* Lay length: size 1½ inch: 20 3/8"; size 2 inch: 31 1/16".

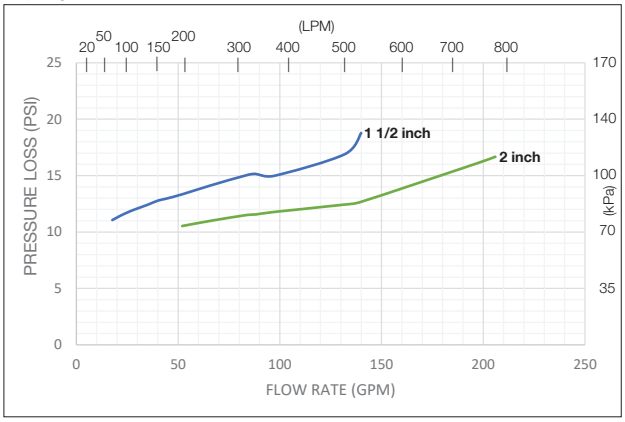

We reserve the right to change our products and their relevant technical data, contained in this publication, at any time and without prior notice. Contractors should request production drawings if prefabricating the system

Job name _____ Size _____
Job location _____ Quantity _____
Engineer _____ Approval _____
Mechanical contractor _____ Service _____
Contractor's P.O. No. _____ Tag No. _____
Representative _____ Notes _____

Caleffi North America, Inc. 3883 W. Milwaukee Road / Milwaukee, WI 53208
Tel: 414-238-2360 / Fax: 414-238-2366 / www.caleffi.com
Technical Support: 414-338-6338 / techsupport.us@caleffi.com
© Copyright 2023 Caleffi North America, Inc.