

VILAMONTE

SHOWER HEAD AND ARM

SKU: 948963



FEATURES

- Shape: Square
- Assembly Required: No
- Installation Type: Wall
- Shower Head Spray: Single Function (Full Spray)
- Easy Clean Rubber Nozzles
- Shower Head Flow Rate: 1.8 gpm (6.8L/min) max @ 80 psi

SIGNATURE HARDWARE Lifetime Warranty

See website for detailed warranty information.

CONTENTS

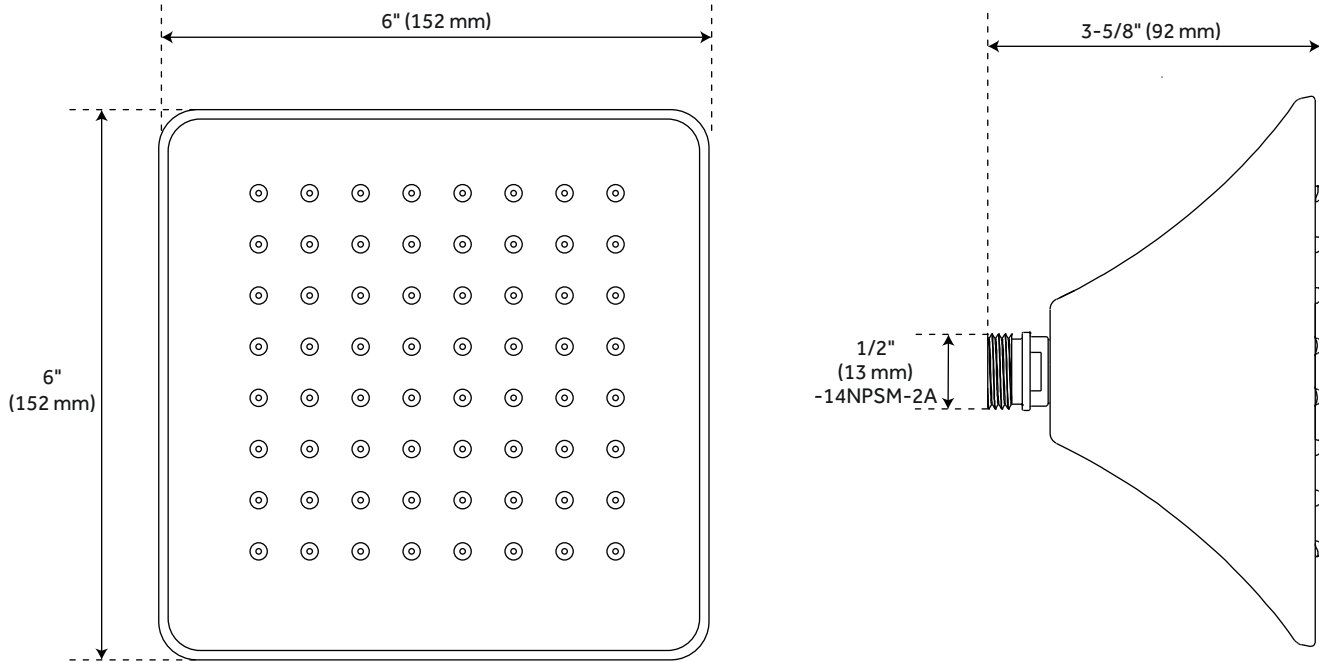
SHOWER HEAD	PAGE 2
SHOWER ARM	PAGE 3

REVISED 01/08/2020

VILAMONTE

SHOWER HEAD

SKU: 948963



FEATURES

Material: ABS
Length: 6"
Width: 6"
Height: 3-5/8"
IPS: 1/2"

CODES/STANDARDS

cUPC
ASME A112.18.1/CSA 125.1
WaterSense
Massachusetts Accepted

SIGNATURE HARDWARE LIFETIME WARRANTY

See website for warranty information



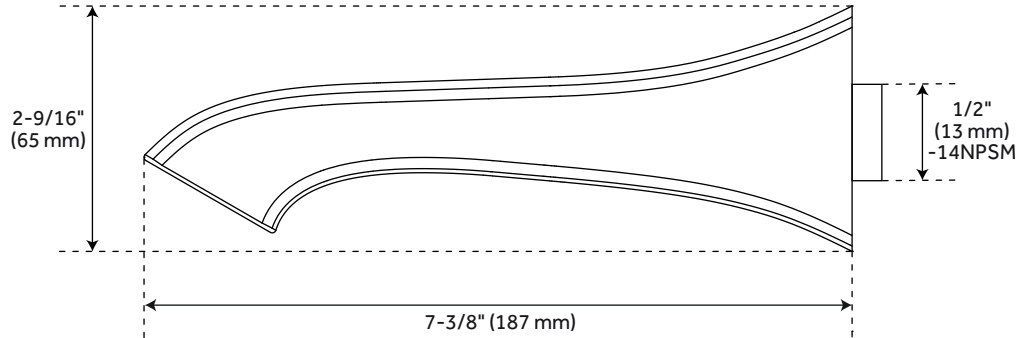
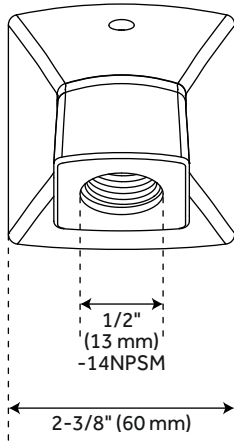
All dimensions and specifications are nominal and may vary. Use actual products for accuracy in critical situations.

PAGE 2
Code: SHSH2060GBN/SHSH2060GCP
SHSH2060GORB/SHSH2060GPN

VILAMONTE

SHOWER ARM

SKU: 948963



FEATURES

Material: Brass
Length: 7-3/8"
Width: 2-3/8"
Height: 2-9/16"
IPS: 1/2"

CODES/STANDARDS

cUPC
ASME A112.18.1/CSA B125.1
Massachusetts Accepted

SIGNATURE HARDWARE LIFETIME WARRANTY

See website for warranty information



All dimensions and specifications are nominal and may vary. Use actual products for accuracy in critical situations.

PAGE 3
Code: SHSK88BN/SHSK88CP
SHSK88ORB/SHSK88PN