





PRODUCT QUANTITY ESTIMATOR

1. Locate wall length to determine number of Torpedo™ base blocks needed.
2. Combine wall length and exposed wall height to determine number of wall blocks needed. The Brisa® freestanding wall system can be used to build walls up to 3 feet, excluding the cap.* Installation instructions and estimating are based on using sets.
3. Add double-sided cap block quantities.

	Torpedo™ Base Block	Exposed Wall Block Set = 2 Finished SF; 1 Face Ft.	Cap Blocks
System Blocks	 Torpedo™ base block 4" x 15¾" x 11"	 The 6-inch-high block set consists of two 6" x 16" blocks and one each of the 6" x 10" and 6" x 6" blocks.	 Double-Sided 3" x 8"/7" x 13½"  Cap End 3" x 8" x 13½"

1. TORPEDO™ BASE BLOCK QUANTITIES*

	Wall Length									
	5'	10'	15'	20'	25'	30'	35'	40'	45'	50'
Number of Blocks	4	8	12	16	20	23	27	31	35	39

2. EXPOSED WALL BLOCK QUANTITIES INCLUDES BOTH SIDES (use wall ends if not ending with a column)

Exposed Wall Height		Wall Length									
		5'	10'	15'	20'	25'	30'	35'	40'	45'	50'
1'0"	Number of Sets	5	10	15	20	25	30	35	40	45	50
1'6"		8	15	23	30	38	45	53	60	68	75
2'0"		10	20	30	40	50	60	70	80	90	100
2'6"		13	25	38	50	63	75	88	100	113	125

3. DOUBLE-SIDED CAP BLOCK QUANTITIES (exclude a cap if ending with a cap end)

Wall Type		Wall Length									
		5'	10'	15'	20'	25'	30'	35'	40'	45'	50'
Straight	Number of Blocks	9	17	25	33	41	49	57	65	73	81
Curved		10	19	28	37	46	54	63	72	81	90

* Maximum straight-wall length between design elements is 10 feet.

© 2013 Anchor Wall Systems, Inc. The Brisa® wall system is manufactured under license from Anchor Wall Systems, Inc. (AWS). The "Anchor A" and "Anchor Build Something Beautiful" logos, "Brisa" and "Torpedo" are trademarks of AWS. The wall system blocks are covered by the AWS Limited Warranty. For a complete copy, visit your local dealer or see anchorwall.com.