



2014 GUIDE RESOURCE

PAVERS | WALLS | EDGERS | OUTDOOR ELEMENTS





WHY BELGARD®?

SERVICE

Ease of doing business with Belgard.

Unparalleled service is the mandate of our Belgard sales team. Therefore, we strive to go beyond traditional service options to supply our customers with industry leading resources, offering a wealth of sales, design and technical resources, plus on-going continuing education opportunities.

From our same-as-cash homeowner financing options to our Belgard Design Studio 3D renderings and annual Belgard University classes, we supply you with the resources needed to succeed.

PEOPLE

The best in the business.

We are committed to providing our customers with the most qualified and experienced leaders in the industry, including engineers, designers and contractors.

From our knowledgeable and committed local representatives to our national team of hardscape experts, our objective is to assist you with your outdoor living projects and site-specific problems.

PRODUCT

Innovation & Quality Guaranteed.

Beauty, functionality and quality are hallmarks of the Belgard Hardscapes brand and this extends to every product we offer. We are committed to being the industry leader for hardscapes innovation and site solutions.

As part of this commitment, we have a North American Research and Development Center focused on developing products to enrich both our residential and commercial offerings based on the expressed needs and wants of design professionals. And all of our products are backed by our lifetime, transferable warranty.

BRAND

The Nation's Premier Brand.

We are proud to be America's premier hardscape brand and continue to support a robust marketing plan to grow brand awareness and loyalty. We annually partner with nationally recognized publications and media to increase demand for Belgard as well as hardscapes in general.

PASSION

We Set the Bar.

Simply put, we love what we do and we love the customers we serve. Since 1995, Belgard has set the standard for innovative outdoor solutions with premium interlocking concrete pavers and segmental retaining walls, and we plan to continue to set the standard for years to come.

CUSTOMER WARRANTY

BELGARD IS PROUD TO INFORM YOU THAT ALL OF OUR INTERLOCKING CONCRETE PAVERS AND RETAINING WALLS MEET AND EXCEED THE REQUIREMENTS OF ASTM C-936 AND ASTM C-1372. BELGARD GUARANTEES ITS PRODUCTS AGAINST MANUFACTURING DEFECTS FOR AS LONG AS YOU OWN YOUR HOME. THIS WARRANTY IS TRANSFERABLE. IT IS RECOMMENDED THAT A BELGARD AUTHORIZED CONTRACTOR WHO GUARANTEES THEIR WORKMANSHIP FOR 2 YEARS INSTALL ALL OF THE HARDSCAPES PRODUCTS. THE GUARANTEE DOES NOT APPLY TO SPLITTING, CHIPPING OR OTHER BREAKAGE THAT COULD BE CAUSED BY IMPACT, ABRASION OR OVERLOADING. THIS WARRANTY IS ONLY VALID IF THE MATERIAL IS INSTALLED UNDER THE GUIDELINES OF THE ICPI (www.icpi.org), THE NCMA (www.ncma.org) OR THE BELGARD INSTALLATION GUIDELINE MANUAL. THIS WARRANTY IS FOR RESIDENTIAL CONSTRUCTION ONLY AND DOES NOT IMPLY A WARRANTY FOR COMMERCIAL APPLICATIONS. BELGARD'S OBLIGATION IS LIMITED TO THE SUPPLYING OF NEW MATERIAL AT NO CHARGE. BELGARD WILL NOT BE RESPONSIBLE FOR ANY REPLACEMENT LABOR. BELGARD WILL HONOR THIS WARRANTY WITH THE ORIGINAL PROOF OF PURCHASE. COLOR MATCHING CANNOT BE GUARANTEED.

BELGARD®

— HARDSCAPES —

BELGARD.COM

TABLE of CONTENTS

EASY REFERENCE.....06

PAVERS

Arbel®	12
Bergerac® 3-Piece	14
Bergerac® Small Rectangle	16
Buckingham Cobble	18
Cambridge Cobble®	20
Clay Pavers	22
Dublin Cobble® 3-Piece.....	30
Dublin Cobble® Rectangle/ Large Square.....	32
Domino Paver™	34
Holland Stone.....	36
Lafitt™	38
Lafitt™ Rustic Slab.....	40
Mega-Arbel®	42
Mega Bergerac® 3-Piece	44
Mega Bergerac® Large Square/ Mega Stone	46
Mega-Lafitt™ 3-Piece	48
Mega-Lafitt™ Large Square	50
Mega-Libre™ Slab	52
Moduline Series™	54
Old World Paver™	58
Urbana® Stone 3-Piece	60
Urbana® Stone Large Square	62

PERMEABLE PAVERS

AquaStone®	66
Eco-Dublin®	68
Subterra® Stone	70
Turfstone™	72

WALLS

Mega-Tandem™	76
Tandem™	80
Wellington Wall™	90
Weston Stone® 3-Piece.....	92
Weston Stone® Universal.....	94
Weston Stone® Fire Pit Kit	96

COPING, EDGERS & STEPS

Anglia Edger®.....	100
Bullnose 6" Coping.....	102
Granika Step™	104

OUTDOOR ELEMENTS & KITS

Brighton Series™	108
Bristol Series™	110
Wexford Series™	114
Jamestown Series™	118
Bordeaux Series™	120
Chicago Brick Oven™	130

ACCESSORIES

Polymeric Sand.....	134
Sealers & Cleaners	136
Geogrid.....	139
Accessories.....	140
Accents.....	142

EASY REFERENCE




**LEARNING OPPORTUNITIES
& EVENTS AT EVERY TURN**
VIEW OUR CALENDAR FOR AN EVENT NEAR YOU

**BELGARD.COM/
PROFESSIONAL**


**OVERVIEW &
NAVIGATION**

EASY REFERENCE

A comprehensive resource library for renderings, product specs, and technical information. View or download PDFs for specific paver and wall shapes, laying patterns, case studies, LEED information, cutsheets, guides, and more.



Pavers



Belgard.com/professional provides Dealers & Contractors a one stop resource for all Belgard products, including photos, and the Professional Resource Center provides downloadable tools such as install guides, catalogs, cut sheets, technical information and colors.

ON THE GO



Have the Belgard Idea Book, inspirational photo galleries and product colors all at your fingertips with the Belgard Hardscapes App. Belgard's newest professional resource gives you instant access to valuable sales tools to help you seal the deal and is conveniently located on your smart phone or tablet.

BELGARD APP



Keep up with the latest industry trends, hardscapes news and inspirational project photos through Belgard's social media sites. And don't forget to post your project photos and share your company news as well!

SOCIAL MEDIA



[Twitter.com/Belgard](https://twitter.com/Belgard)



[Facebook.com/BelgardHardscapes](https://facebook.com/BelgardHardscapes)



[Pinterest.com/Belgard](https://pinterest.com/Belgard)



[Belgard.com/Blog](https://belgard.com/blog)



[YouTube.com/BelgardHardscapes](https://youtube.com/BelgardHardscapes)



Contractors using 3D design as a sales tool are experiencing closure rates over 85%. Why? 3D designs allow you to show customers what's possible, resulting in larger projects, higher sales and better profits.

DESIGN STUDIO

[Belgard.com/Design](https://belgard.com/design) features dozens of pre-designed 3D outdoor living environments you can use as a framework to get your clients thinking about their lifestyles, budget and options.

The Belgard Virtual Agency is your one stop shop for customizable materials to help market your business including advertising, direct mail, literature, point of purchase, t-shirts, hats & more. Visit [Belgard.com/BVA](https://belgard.com/BVA)

MARKETING SUPPORT

PAVERS & SLABS

ARBEL®

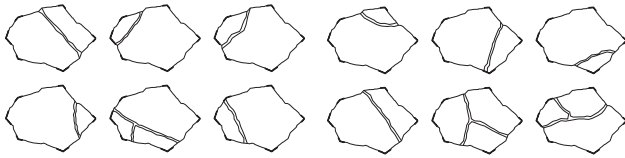
Paver



PEDESTRIAN	LIGHT TRAFFIC	REGULAR TRAFFIC	HEAVY TRAFFIC	PERMEABLE	ADA	COLORGARD PROCESS	TEXTUREGARD PROCESS	FINISHES			
								NATURAL	SMOOTH	TUMBLED	ANTIQUED
✓	✓					✓		✓			

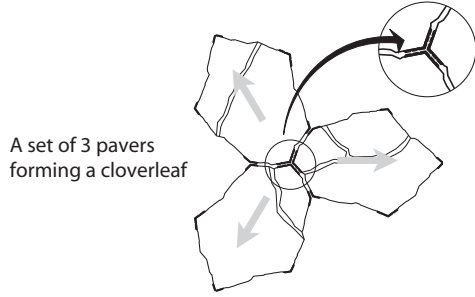
PRODUCT SPECIFICATIONS

Arbel Stone	
10 5/8 x 14 1/2 x 3 1/8	



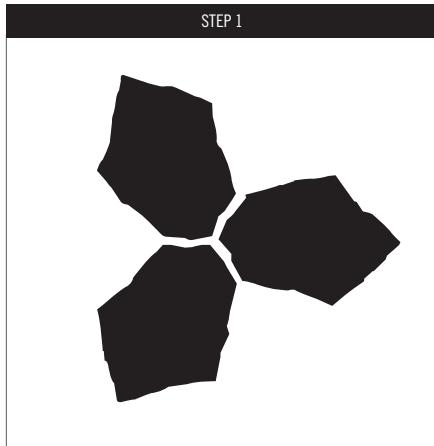
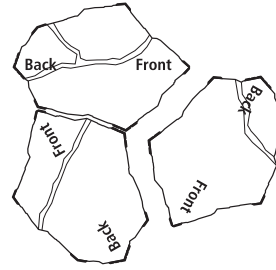
ARBEL LAYING GUIDE

Before you start, familiarize yourself with the Mega Arbel pavers. Begin by placing 3 pavers together to form a cloverleaf.



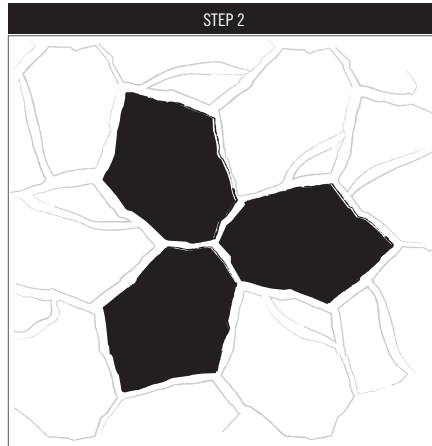
A set of 3 pavers forming a cloverleaf

To make the installation easier, the front of the paver should point to the back of the other paver.



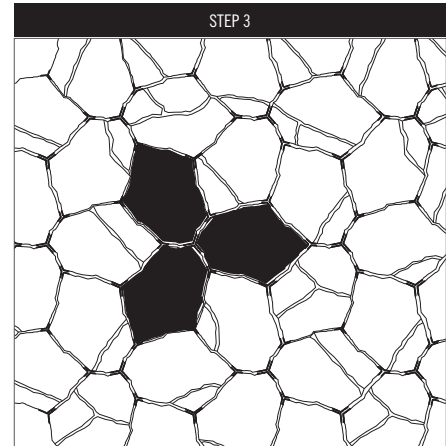
STEP 1

Begin by laying 3 pavers at the center of the surface to be covered.



STEP 2

Add more sets of cloverleaves to fill in the surface to be covered.



STEP 3

Complete the balance of the surface to be covered with single pavers.

For more pattern options visit belgard.com/products/pavers

PALLET INFORMATION / ESTIMATING CHART

	SqFt/ Pallet	SqFt/ Section	Sections/ Pallet	Units/ Section	Units/ Pallet	SqFt/ Unit	LnFt/ Pallet (Soldier)	LnFt/ Pallet (Sailor)	Weight/ Pallet
Total	65.68	-	-	-	96	.68	-	-	2229

ITEM CODES items are palletized by columns below

Color	Total
Ashbury Haze	10200050
Bristol Beige	10200090
Brookstone Slate	10200095
Cotswold Mist	10200100
Danville Beige	10200032
Gascony Tan	10200115

BERGERAC® 3-PIECE


Paver






PEDESTRIAN	LIGHT TRAFFIC	REGULAR TRAFFIC	HEAVY TRAFFIC	PERMEABLE	ADA	COLORGARD PROCESS	TEXTUREGARD PROCESS	FINISHES			
								NATURAL	SMOOTH	TUMBLLED	ANTIQUED
✓	✓					✓				✓	

PRODUCT SPECIFICATIONS

Small Rectangle		Square		Rectangle	
7 1/16 x 3 9/16 x 2 3/8		7 1/16 x 7 1/16 x 2 3/8		7 1/16 x 10 5/8 x 2 3/8	



BERGERAC 3-PIECE LAYING GUIDE



Belgard packages multiple sized paving stones on one pallet to aid in the ease of ordering and installation by the contractor. Belgard recommends that the products be laid “randomly” allowing no single joint line to expand longer than 3-3.5 ft in length. Random installation will ensure full use of all the different sized pieces on a pallet

If you choose to follow one of the patterns above, please be aware that you may have left over pieces of a certain size(s) when finished with the project. Belgard will not be responsible for any shortages or overages with your project.

For more pattern options visit belgard.com/products/pavers

PALLET INFORMATION / ESTIMATING CHART									
	SqFt/ Pallet	SqFt/ Layer	Layers/ Pallet	Units/ Layer	Units/ Pallet	SqFt/ Unit	LnFt/ Pallet (Soldier)	LnFt/ Pallet (Sailor)	Weight/ Pallet
Total	104.6	10.46	10	30	300	-	-	177	2863
Small Rectangle*	17.43	1.74	-	10	100	.1743	-	29.5	-
Square*	34.87	3.48	-	10	100	.3487	-	59	-
Rectangle*	52.30	5.23	-	10	100	.5230	-	88.5	-

*Small Rectangle, Square and Rectangle are packaged on same pallet. Not sold separately.

ITEM CODES <i>items are palletized by columns below</i>	
Color	3pc Total
Ashbury Haze	10100040
Cotswold Mist	10100195
Danville Beige	10100657
Gascony Tan	10100075

BERGERAC® SMALL RECTANGLE


Paver



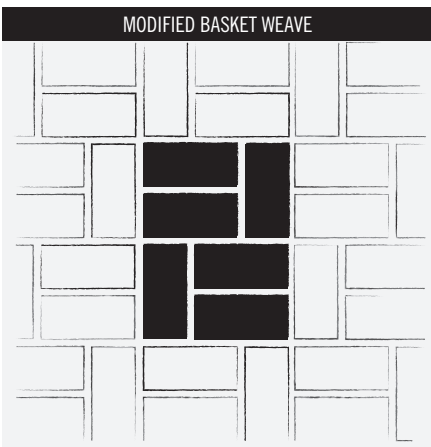
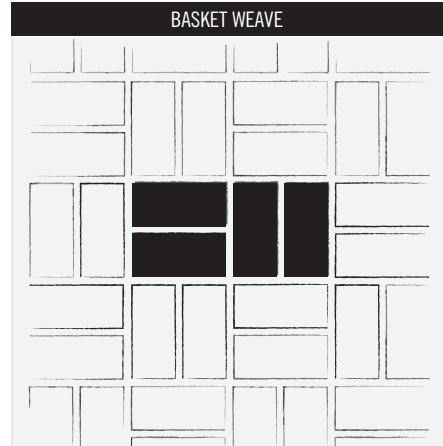
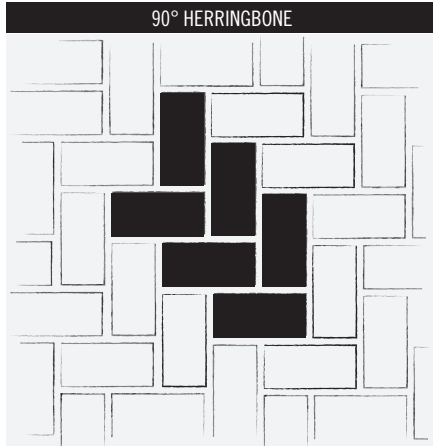

PEDESTRIAN	LIGHT TRAFFIC	REGULAR TRAFFIC	HEAVY TRAFFIC	PERMEABLE	ADA	COLORGARD PROCESS	TEXTUREGARD PROCESS	FINISHES			
								NATURAL	SMOOTH	TUMBLLED	ANTIQUED
✓	✓					✓				✓	

PRODUCT SPECIFICATIONS

Small Rectangle	
7 1/16 x 3 9/16 x 2 3/8	



BERGERAC SMALL RECTANGLE LAYING GUIDE



Belgard packages multiple sized paving stones on one pallet to aid in the ease of ordering and installation by the contractor. Belgard recommends that the products be laid “randomly” allowing no single joint line to expand longer than 3-3.5 ft in length. Random installation will ensure full use of all the different sized pieces on a pallet

If you choose to follow one of the patterns above, please be aware that you may have left over pieces of a certain size(s) when finished with the project. Belgard will not be responsible for any shortages or overages with your project.

For more pattern options visit belgard.com/products/pavers

PALLET INFORMATION / ESTIMATING CHART									
	SqFt/ Pallet	SqFt/ Layer	Layers/ Pallet	Units/ Layer	Units/ Pallet	SqFt/ Unit	LnFt/ Pallet (Soldier)	LnFt/ Pallet (Sailor)	Weight/ Pallet
Total	92.40	9.24	10	-	540	.175	160.2	-	2525

ITEM CODES <i>items are palletized by columns below</i>	
Color	Total
Ashbury Haze	10100636
Cotswold Mist	10100637
Danville Beige	10100601
Gascony Tan	10100656

BUCKINGHAM COBBLE




Paver




PEDESTRIAN	LIGHT TRAFFIC	REGULAR TRAFFIC	HEAVY TRAFFIC	PERMEABLE	ADA	COLORGARD PROCESS	TEXTUREGARD PROCESS	FINISHES			
								NATURAL	SMOOTH	TUMBLER	ANTIQUED
✓	✓					✓			✓		

PRODUCT SPECIFICATIONS

Small Rectangle	Square	Large Rectangle
5 1/2 x 2 3/4 x 2 3/8	5 1/2 x 5 1/2 x 2 3/8	5 1/2 x 8 1/4 x 2 3/8



BUCKINGHAM COBBLE LAYING GUIDE



Belgard packages multiple sized paving stones on one pallet to aid in the ease of ordering and installation by the contractor. Belgard recommends that the products be laid “randomly” allowing no single joint line to expand longer than 3-3.5 ft in length. Random installation will ensure full use of all the different sized pieces on a pallet

If you choose to follow one of the patterns above, please be aware that you may have left over pieces of a certain size(s) when finished with the project. Belgard will not be responsible for any shortages or overages with your project.

For more pattern options visit belgard.com/products/pavers

PALLET INFORMATION / ESTIMATING CHART									
	SqFt/ Pallet	SqFt/ Section	Sections/ Pallet	Units/ Section	Units/ Pallet	SqFt/ Unit	LnFt/ Pallet (Soldier)	LnFt/ Pallet (Sailor)	Weight/ Pallet
Rectangle	132.9	22.15	6	70	420	.316	193	-	3572
Square/ Sm Rec Total	132.93	14.77	9	90	-	-	-	-	3381
Square*	94.50	10.50	-	50	450	.210	-	-	-
Small Rectangle*	38.43	4.27	-	40	360	.105	-	-	-

*Square and Small Rectangle are packaged on same pallet. Not sold separately.

ITEM CODES <i>items are palletized by columns below</i>		
Color	Rectangle	Square/ Sm Rec
Ashbury Haze	10150030	10150060
Bannockburn Red	10150035	10150065
Bristol Beige	10150040	10150070
Brookstone Slate	10150045	10150075
Cotswold Mist	10150050	10150080
Gascony Tan	10150055	10150085

CAMBRIDGE COBBLE®

Paver



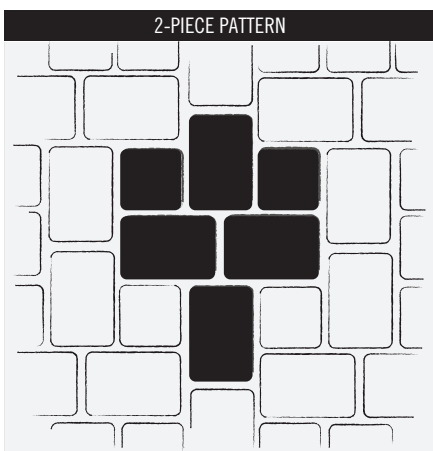

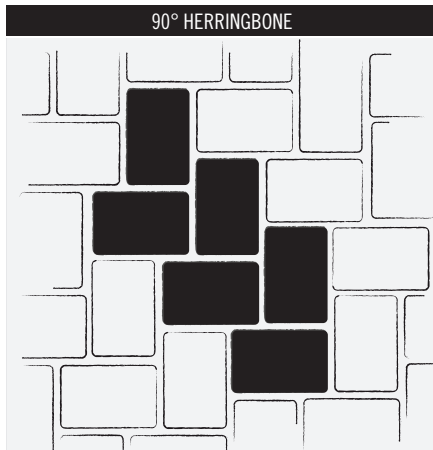

PEDESTRIAN	LIGHT TRAFFIC	REGULAR TRAFFIC	HEAVY TRAFFIC	PERMEABLE	ADA	COLORGARD PROCESS	TEXTUREGARD PROCESS	FINISHES			
								NATURAL	SMOOTH	TUMBLED	ANTIQUED
✓	✓					✓			✓		

PRODUCT SPECIFICATIONS

Small Rectangle	Square	Large Rectangle
6 x 3 x 2 3/8	6 x 6 x 2 3/8	6 x 9 x 2 3/8



CAMBRIDGE COBBLE LAYING GUIDE



Belgard packages multiple sized paving stones on one pallet to aid in the ease of ordering and installation by the contractor. Belgard recommends that the products be laid "randomly" allowing no single joint line to expand longer than 3-3.5 ft in length. Random installation will ensure full use of all the different sized pieces on a pallet

If you choose to follow one of the patterns above, please be aware that you may have left over pieces of a certain size(s) when finished with the project. Belgard will not be responsible for any shortages or overages with your project.

For more pattern options visit belgard.com/products/pavers

PALLET INFORMATION / ESTIMATING CHART									
	SqFt/ Pallet	SqFt/ Layer	Layers/ Pallet	Units/ Layer	Units/ Pallet	SqFt/ Unit	LnFt/ Pallet (Soldier)	LnFt/ Pallet (Sailor)	Weight/ Pallet
Rectangle	120	12	10	32	320	.375	160	240	3410
Square/ Sm Rec Total	120	12	10	62	620	-	310	-	3410
Square*	85	8.5	10	34	340	.25	170	170	-
Small Rectangle*	35	3.5	10	28	280	.125	140	70	-

*Square and Small Rectangle are packaged on same pallet. Not sold separately.

ITEM CODES <i>items are palletized by columns below</i>		
Color	Rectangle	Square/ Sm Rec
Ashbury Haze	10150352	10150363
Bannockburn Red	10150353	10150364
Bristol Beige	10150354	10150359
Brookstone Slate	10150356	10150361
Cotswold Mist	10150357	10150362
Gascony Tan	10150358	33153676

CLAY PAVERS SQUARED EDGE


Paver



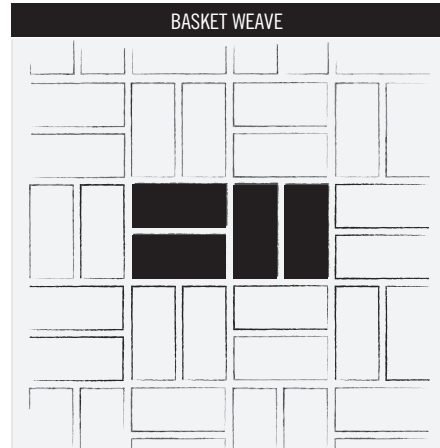


PEDESTRIAN	LIGHT TRAFFIC	REGULAR TRAFFIC	HEAVY TRAFFIC	PERMEABLE	ADA	COLORGARD PROCESS	TEXTUREGARD PROCESS	FINISHES			
								NATURAL	SMOOTH	TUMBLLED	ANTIQUED
✓	✓				✓				✓		

PRODUCT SPECIFICATIONS

Squared Edge	
4 x 8 x 2 1/4	



CLAY PAVERS LAYING GUIDE



For more pattern options visit belgard.com/products/pavers

PALLET INFORMATION / ESTIMATING CHART

	SqFt/ Pallet	Units/ SqFt	Units/ Pal	Units/ Strap	Weight/ Pallet
Squared Edge	105.56	4.5	475	95	2850

ITEM CODES *items are palletized by columns below*

Color	Total
Autumn Haze	20060001*
Flashed Maroon	20060133
Oxford	20060005
Red Classic	20060006*

*Special Order Only

PALLET INFORMATION / ESTIMATING CHART

	SqFt/ Pallet	Units/ SqFt	Units/ Pal	Units/ Strap	Weight/ Pallet
Squared Edge	102.54	5.12	470	94	2726

ITEM CODES *items are palletized by columns below*

Color	Total
York Flashed	20060052*
York Red	20060053*

*Special Order Only

PALLET INFORMATION / ESTIMATING CHART

	SqFt/ Pallet	Units/ SqFt	Units/ Pal	Units/ Strap	Weight/ Pallet
Squared Edge	104.44	4.5	470	94	2726

ITEM CODES *items are palletized by columns below*

Color	Total
Cocoa	20060121*

*Special Order Only

CLAY PAVERS MOLDED

Paver



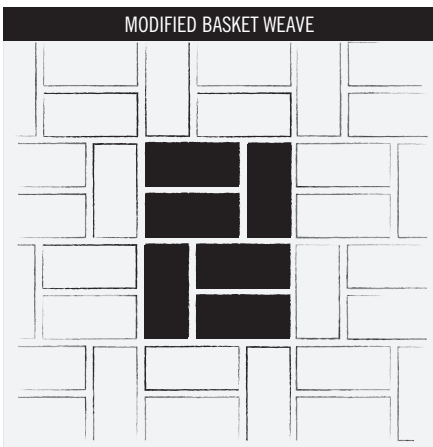
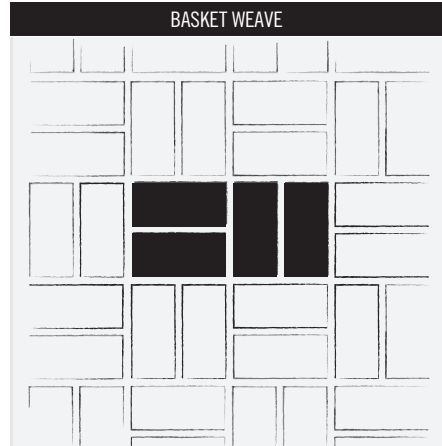
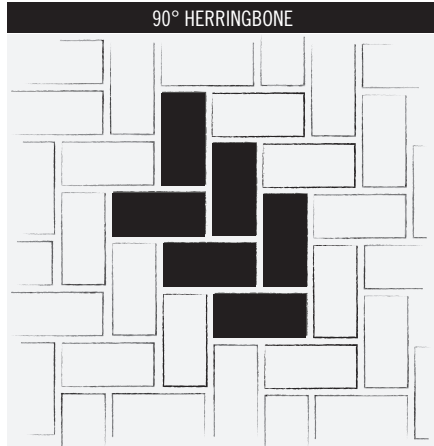

PEDESTRIAN	LIGHT TRAFFIC	REGULAR TRAFFIC	HEAVY TRAFFIC	PERMEABLE	ADA	COLORGARD PROCESS	TEXTUREGARD PROCESS	FINISHES			
								NATURAL	SMOOTH	TUMBLER	ANTIQUED
✓	✓								✓		

PRODUCT SPECIFICATIONS

Molded	Molded (Albany & Jamestown Only)
4 x 8 x 2 1/4	3 5/8 x 7 5/8 x 2 1/4



CLAY PAVERS LAYING GUIDE



For more pattern options visit belgard.com/products/pavers

PALLET INFORMATION / ESTIMATING CHART					
	SqFt/ Pallet	Units/ SqFt	Units/ Pal	Units/ Strap	Weight/ Pallet
Molded	105.56	4.5	475	95	2518

ITEM CODES <i>items are palletized by columns below</i>	
Color	Total
53 DD	20210005
Cedarhurst	20210008
Danish	20210001*
Oak Beach	20210015*
Oyster Bay	20210010

*Special Order Only

PALLET INFORMATION / ESTIMATING CHART					
	SqFt/ Pallet	Units/ SqFt	Units/ Pal	Units/ Strap	Weight/ Pallet
Molded	102.54	5.12	525	105	2468

ITEM CODES <i>items are palletized by columns below</i>	
Color	Total
Albany	20200224
Jamestown	20200228

CLAY PAVERS CHAMFERED

Paver



PEDESTRIAN	LIGHT TRAFFIC	REGULAR TRAFFIC	HEAVY TRAFFIC	PERMEABLE	ADA	COLORGARD PROCESS	TEXTUREGARD PROCESS	FINISHES			
								NATURAL	SMOOTH	TUMBLED	ANTIQUED
✓	✓				✓				✓		

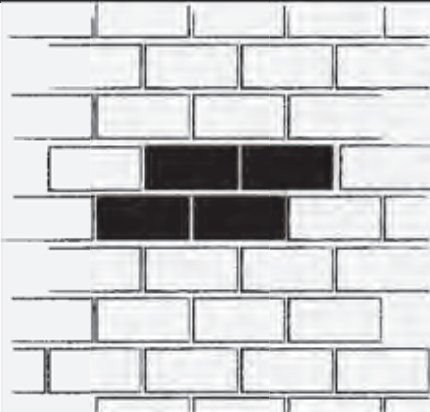
PRODUCT SPECIFICATIONS

Chamfered Edge	
4 x 8 x 2 1/4	




CLAY PAVERS LAYING GUIDE


RUNNING BOND



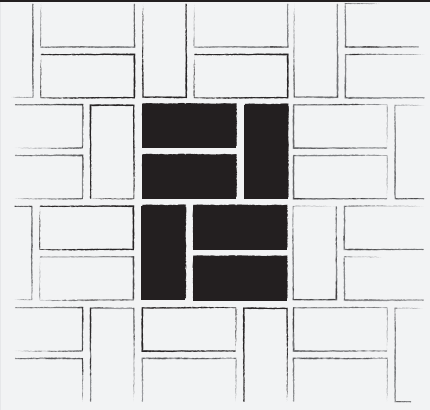
90° HERRINGBONE



BASKET WEAVE



MODIFIED BASKET WEAVE



For more pattern options visit belgard.com/products/pavers

PALLET INFORMATION / ESTIMATING CHART

	SqFt/ Pallet	Units/ SqFt	Units/ Pal	Units/ Strap	Weight/ Pallet
Chamfered Edge	104.44	4.5	470	94	2773

ITEM CODES *items are palletized by columns below*

Color	Total
K & W Red	20060106*
Cypress	20060115*
Chambersburg	20060119*

*Special Order Only

CLAY PAVERS TUMBLED

Paver



PEDESTRIAN	LIGHT TRAFFIC	REGULAR TRAFFIC	HEAVY TRAFFIC	PERMEABLE	ADA	COLORGARD PROCESS	TEXTUREGARD PROCESS	FINISHES			
								NATURAL	SMOOTH	TUMBLED	ANTIQUED
✓	✓								✓		

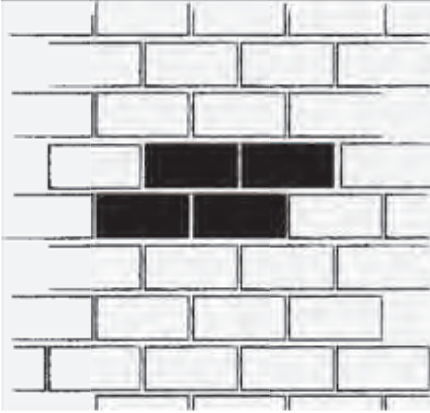
PRODUCT SPECIFICATIONS

Tumbled	
3 5/8 x 7 1/2 x 2 1/4	




CLAY PAVERS LAYING GUIDE


RUNNING BOND



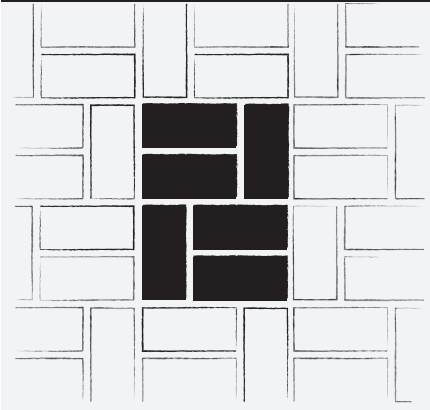
90° HERRINGBONE



BASKET WEAVE



MODIFIED BASKET WEAVE



For more pattern options visit belgard.com/products/pavers

PALLET INFORMATION / ESTIMATING CHART

	SqFt/ Pallet	Units/ SqFt	Units/ Pal	Units/ Strap	Weight/ Pallet
Tumbled	98.88	4.5	445	89	2537

ITEM CODES *items are palletized by columns below*

Color	Total
Market Street	20060098*

*Special Order Only

DUBLIN COBBLE® 3-PIECE

Paver




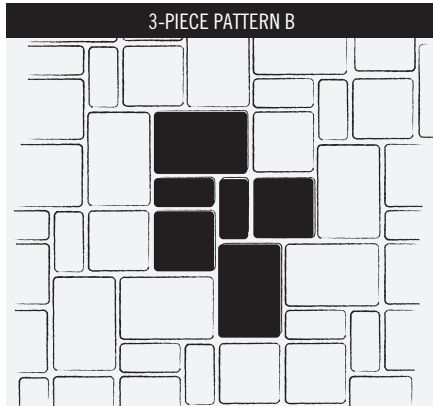

PEDESTRIAN	LIGHT TRAFFIC	REGULAR TRAFFIC	HEAVY TRAFFIC	PERMEABLE	ADA	COLORGARD PROCESS	TEXTUREGARD PROCESS	FINISHES			
								NATURAL	SMOOTH	TUMBLED	ANTIQUED
✓	✓					✓					✓

PRODUCT SPECIFICATIONS

Small Rectangle	Square	Rectangle
6 x 3 x 2 3/8	6 x 6 x 2 3/8	6 x 9 x 2 3/8



DUBLIN COBBLE 3-PIECE LAYING GUIDE



Belgard packages multiple sized paving stones on one pallet to aid in the ease of ordering and installation by the contractor. Belgard recommends that the products be laid “randomly” allowing no single joint line to expand longer than 3-3.5 ft in length. Random installation will ensure full use of all the different sized pieces on a pallet

If you choose to follow one of the patterns above, please be aware that you may have left over pieces of a certain size(s) when finished with the project. Belgard will not be responsible for any shortages or overages with your project.

For more pattern options visit belgard.com/products/pavers

PALLET INFORMATION / ESTIMATING CHART									
	SqFt/ Pallet	SqFt/ Section	Sections/ Pallet	Units/ Section	Units/ Pallet	SqFt/ Unit	LnFt/ Pallet (Soldier)	LnFt/ Pallet (Sailor)	Weight/ Pallet
Total	116.32	14.54	8	60	480	-	-	-	3075
Small Rectangle*	19.12	2.39	-	20	160	.1184	-	-	-
Square*	38.72	4.84	-	20	160	.2419	-	-	-
Rectangle*	58.48	7.31	-	20	160	.3654	-	-	-

*Small Rectangle, Square and Rectangle are packaged on same pallet. Not sold separately.

ITEM CODES <i>items are palletized by columns below</i>	
Color	3pc Total
Ashbury Haze	10101710
Bannockburn Red	10101715
Bristol Beige	10101720
Brookstone Slate	10101725
Cotswold Mist	10101730
Gascony Tan	10101735

DUBLIN COBBLE® RECTANGLE/ LARGE SQUARE



Paver

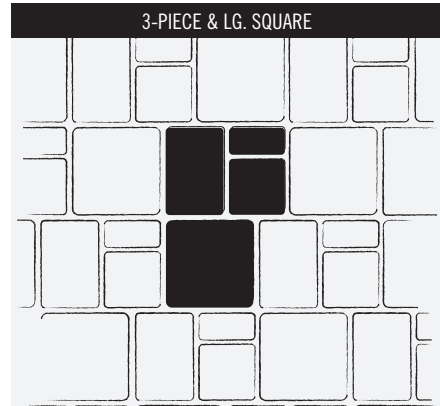
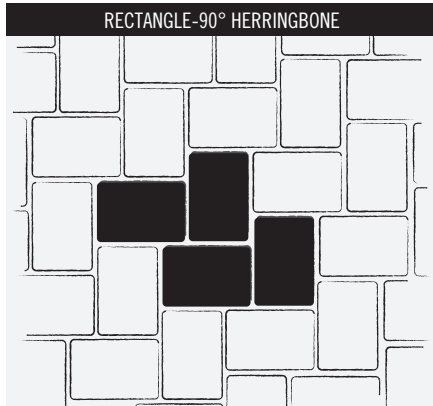
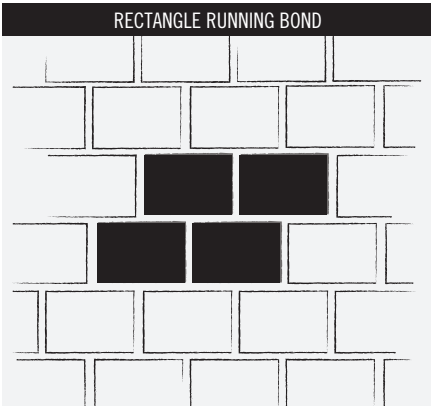
PEDESTRIAN	LIGHT TRAFFIC	REGULAR TRAFFIC	HEAVY TRAFFIC	PERMEABLE	ADA	COLORGARD PROCESS	TEXTUREGARD PROCESS	FINISHES			
								NATURAL	SMOOTH	TUMBLED	ANTIQUED
✓	✓					✓					✓

PRODUCT SPECIFICATIONS

Rectangle	Large Square
6 x 9 x 2 3/8	9 x 9 x 2 3/8



DUBLIN COBBLE RECTANGLE & LARGE SQUARE LAYING GUIDE



Belgard packages multiple sized paving stones on one pallet to aid in the ease of ordering and installation by the contractor. Belgard recommends that the products be laid “randomly” allowing no single joint line to expand longer than 3-3.5 ft in length. Random installation will ensure full use of all the different sized pieces on a pallet

If you choose to follow one of the patterns above, please be aware that you may have left over pieces of a certain size(s) when finished with the project. Belgard will not be responsible for any shortages or overages with your project.

For more pattern options visit belgard.com/products/pavers

PALLET INFORMATION / ESTIMATING CHART									
	SqFt/ Pallet	SqFt/ Section	Sections/ Pallet	Units/ Section	Units/ Pallet	SqFt/ Unit	LnFt/ Pallet (Soldier)	LnFt/ Pallet (Sailor)	Weight/ Pallet
Rectangle*	109	21.8	5	60	300	.365	148	-	2870
Large Square*	109	21.8	5	40	200	.547	148	-	2895

*Rectangle and Large Square are sold separately. Not packaged on same pallet.

ITEM CODES <i>items are palletized by columns below</i>		
Color	Rectangle	Large Square
Ashbury Haze	10101865	10101775
Bannockburn Red	10101870	10101780
Bristol Beige	10101875	10101785
Brookstone Slate	10101880	10101790
Cotswold Mist	10101885	10101795
Gascony Tan	10101890	10101800

DOMINO PAVER™



Paver



PEDESTRIAN	LIGHT TRAFFIC	REGULAR TRAFFIC	HEAVY TRAFFIC	PERMEABLE	ADA	COLORGARD PROCESS	TEXTUREGARD PROCESS	FINISHES			
								NATURAL	SMOOTH	TUMBLER	ANTIQUED
✓						✓		✓			

PRODUCT SPECIFICATIONS

Rectangle	
6 x 12 x 2 3/8	



For more pattern options visit belgard.com/products/pavers

PALLET INFORMATION / ESTIMATING CHART

	SqFt/ Pallet	SqFt/ Layer	Layers/ Pallet	Units/ Layer	Units/ Pallet	SqFt/ Unit	LnFt/ Pallet (Soldier)	LnFt/ Pallet (Sailor)	Weight/ Pallet
Total	120	-	-	-	240	.5	120	-	3208

Note: Sold as Eaches.

ITEM CODES *items are palletized by columns below*

Color	Item Code
Ashbury Haze	10500308
Cotswold Mist	10502193
Gascony Tan	10500776

HOLLAND STONE

Paver



PEDESTRIAN	LIGHT TRAFFIC	REGULAR TRAFFIC	HEAVY TRAFFIC	PERMEABLE	ADA	COLORGARD PROCESS	TEXTUREGARD PROCESS	FINISHES			
								NATURAL	SMOOTH	TUMBLED	ANTIQUED
✓	✓				✓	✓			✓		


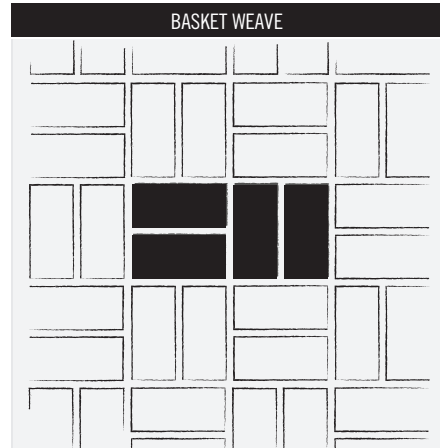


PRODUCT SPECIFICATIONS

Holland Stone 60mm

4 x 8 x 2 3/8



HOLLAND STONE LAYING GUIDE



For more pattern options visit belgard.com/products/pavers

PALLET INFORMATION / ESTIMATING CHART									
	SqFt/ Pallet	SqFt/ Section	Sections/ Pallet	Units/ Section	Units/ Pallet	SqFt/ Unit	LnFt/ Pallet (Soldier)	LnFt/ Pallet (Sailor)	Weight/ Pallet
60mm	116.25	19.357	6	90	540	.215	177.2	-	3130
80mm*	93.04	-	-	-	400	.215	-	-	3299
80mm Half Units*	-	-	-	-	64	.108	-	-	-

*Note: 80mm palletization is optimized for mechanical installation in Herringbone pattern.

ITEM CODES <i>items are palletized by columns below</i>			
Color	60mm IL/WI	60mm IL Only	80mm
Ashbury Haze	10155467		10156851*
Bannockburn Red	10155512		10156852*
Bordeaux Beige		10100316	
Bristol Beige	10155547		10156853*
Brookstone Slate	10155557		10156857*
Charcoal	10155672		
Cotswold Mist	10155817		10156858*
Crimson Ember		10100313	
Gascony Tan	10155952		10156854*
Kensington Red		10100315	

*Special Order Only

LAFITT™



Paver



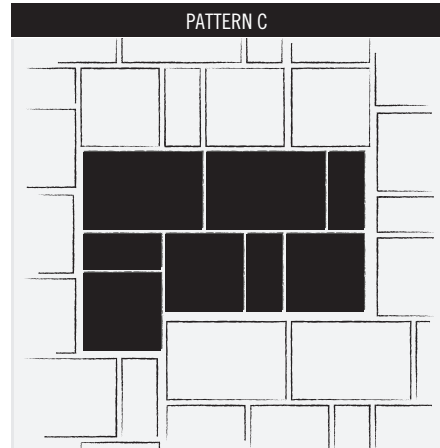
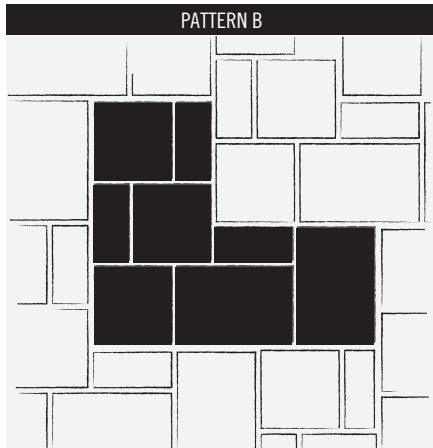

PEDESTRIAN	LIGHT TRAFFIC	REGULAR TRAFFIC	HEAVY TRAFFIC	PERMEABLE	ADA	COLORGARD PROCESS	TEXTUREGARD PROCESS	FINISHES			
								NATURAL	SMOOTH	TUMBLLED	ANTIQUED
✓	✓					✓		✓			

PRODUCT SPECIFICATIONS

Small Rectangle	Square	Rectangle
7 1/16 x 3 9/16 x 2 3/8	7 1/16 x 7 1/16 x 2 3/8	7 1/16 x 10 5/8 x 2 3/8



LAFITT LAYING GUIDE



Belgard packages multiple sized paving stones on one pallet to aid in the ease of ordering and installation by the contractor. Belgard recommends that the products be laid “randomly” allowing no single joint line to expand longer than 3-3.5 ft in length. Random installation will ensure full use of all the different sized pieces on a pallet

If you choose to follow one of the patterns above, please be aware that you may have left over pieces of a certain size(s) when finished with the project. Belgard will not be responsible for any shortages or overages with your project.

For more pattern options visit belgard.com/products/pavers

PALLET INFORMATION / ESTIMATING CHART									
	SqFt/ Pallet	SqFt/ Layer	Layers/ Pallet	Units/ Layer	Units/ Pallet	SqFt/ Unit	LnFt/ Pallet (Soldier)	LnFt/ Pallet (Sailor)	Weight/ Pallet
Total	104.6	10.46	10	-	300	-	-	177	2849
Small Rectangle*	17.43	1.74	-	-	100	.1743	-	92.5	-
Square*	34.87	3.48	-	-	100	.3487	-	59	-
Rectangle*	52.30	5.23	-	-	100	.5230	-	88.5	-

*Small Rectangle, Square and Rectangle are packaged on same pallet. Not sold separately.

ITEM CODES <i>items are palletized by columns below</i>	
Color	3pc Total
Ashbury Haze	10070288
Brookstone Slate	10070080
Cotswold Mist	10070298
Danville Beige	10070185

LAFITT™ RUSTIC SLAB



Paver



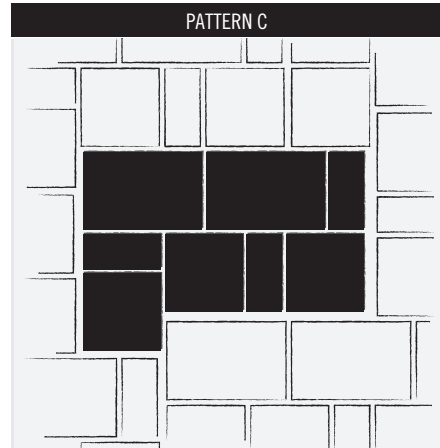
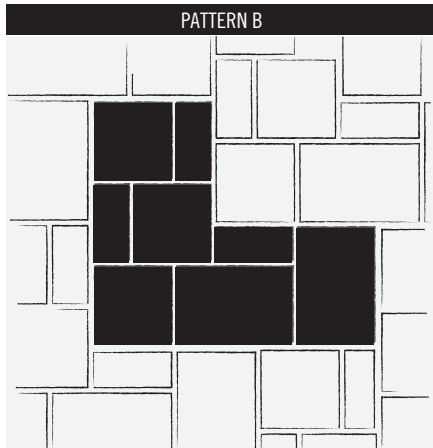

PEDESTRIAN	LIGHT TRAFFIC	REGULAR TRAFFIC	HEAVY TRAFFIC	PERMEABLE	ADA	COLORGARD PROCESS	TEXTUREGARD PROCESS	FINISHES			
								NATURAL	SMOOTH	TUMBLLED	ANTIQUED
✓						✓		✓			

PRODUCT SPECIFICATIONS

Small Rectangle		Square		Rectangle	
15 x 7 1/2 x 2		15 x 15 x 2		15 x 22 1/2 x 2	



LAFITT RUSTIC SLAB LAYING GUIDE



Belgard packages multiple sized paving stones on one pallet to aid in the ease of ordering and installation by the contractor. Belgard recommends that the products be laid “randomly” allowing no single joint line to expand longer than 3-3.5 ft in length. Random installation will ensure full use of all the different sized pieces on a pallet

If you choose to follow one of the patterns above, please be aware that you may have left over pieces of a certain size(s) when finished with the project. Belgard will not be responsible for any shortages or overages with your project.

For more pattern options visit belgard.com/products/pavers

PALLET INFORMATION / ESTIMATING CHART									
	SqFt/ Pallet	SqFt/ Layer	Layers/ Pallet	Units/ Layer	Units/ Pallet	SqFt/ Unit	LnFt/ Pallet (Soldier)	LnFt/ Pallet (Sailor)	Weight/ Pallet
Total	104.91	11.657	9	8	72	-	-	-	2394
Small Rectangle*	21.06	-	-	3	27	0.78	-	-	-
Square*	42.12	-	-	3	27	1.56	-	-	-
Rectangle*	42.12	-	-	2	18	2.34	-	-	-

*Small Rectangle, Square and Rectangle are packaged on same pallet. Not sold separately.

ITEM CODES <i>items are palletized by columns below</i>	
Color	3pc Total
Brookstone Slate	10070300
Danville Beige	10070968
London Grey	10070969

MEGA-ARBEL®

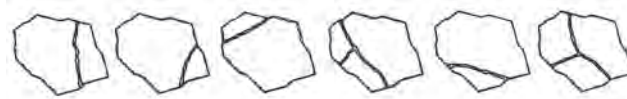
Paver



PEDESTRIAN	LIGHT TRAFFIC	REGULAR TRAFFIC	HEAVY TRAFFIC	PERMEABLE	ADA	COLORGARD PROCESS	TEXTUREGARD PROCESS	FINISHES			
								NATURAL	SMOOTH	TUMBLED	ANTIQUED
✓	✓					✓		✓			

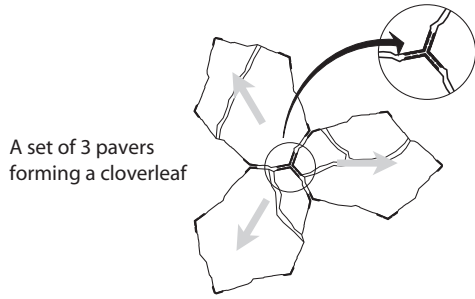
PRODUCT SPECIFICATIONS

Mega-Arbel	
15 3/8 x 21 x 3 1/8	



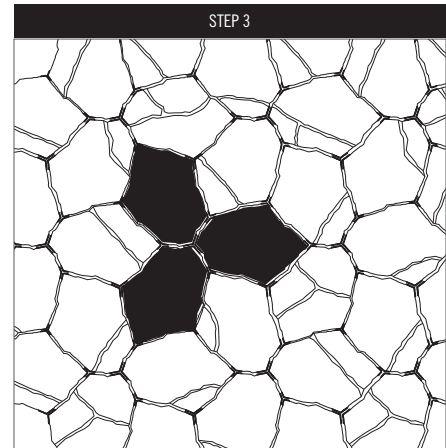
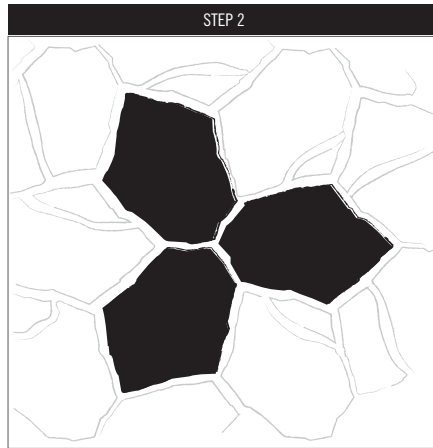
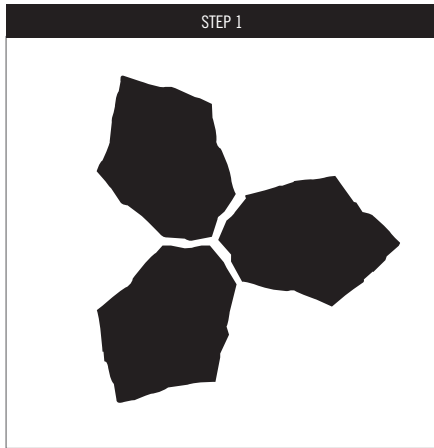
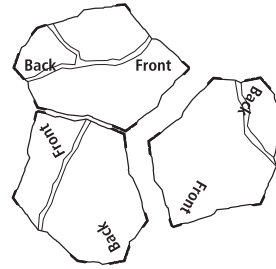
MEGA-ARBEL LAYING GUIDE

Before you start, familiarize yourself with the Mega Arbel pavers. Begin by placing 3 pavers together to form a cloverleaf.



A set of 3 pavers forming a cloverleaf

To make the installation easier, the front of the paver should point to the back of the other paver.



Begin by laying 3 pavers at the center of the surface to be covered.

Add more sets of cloverleaves to fill in the surface to be covered.

Complete the balance of the surface to be covered with single pavers.

For more pattern options visit belgard.com/products/pavers

PALLET INFORMATION / ESTIMATING CHART

	SqFt/ Pallet	SqFt/ Section	Sections/ Pallet	Units/ Section	Units/ Pallet	SqFt/ Unit	LnFt/ Pallet (Soldier)	LnFt/ Pallet (Sailor)	Weight/ Pallet
Total	77.6	-	-	-	54	1.44	-	-	2753

ITEM CODES *items are palletized by columns below*

Color	Item Code
Ashbury Haze	10200200
Bristol Beige	10200235
Brookstone Slate	10200240
Cotswold Mist	10200260
Danville Beige	10200033
Gascony Tan	10200280

MEGA-BERGERAC® 3-PIECE


Paver





PEDESTRIAN	LIGHT TRAFFIC	REGULAR TRAFFIC	HEAVY TRAFFIC	PERMEABLE	ADA	COLORGARD PROCESS	TEXTUREGARD PROCESS	FINISHES			
								NATURAL	SMOOTH	TUMBLLED	ANTIQUED
✓	✓					✓					✓

PRODUCT SPECIFICATIONS

Small Rectangle		Square		Large Rectangle	
9 7/16 x 4 3/4 x 3 1/8		9 7/16 x 9 7/16 x 3 1/8		9 7/16 x 14 3/16 x 3 1/8	



MEGA-BERGERAC 3 - PIECE LAYING GUIDE



Belgard packages multiple sized paving stones on one pallet to aid in the ease of ordering and installation by the contractor. Belgard recommends that the products be laid “randomly” allowing no single joint line to expand longer than 3-3.5 ft in length. Random installation will ensure full use of all the different sized pieces on a pallet

If you choose to follow one of the patterns above, please be aware that you may have left over pieces of a certain size(s) when finished with the project. Belgard will not be responsible for any shortages or overages with your project.

For more pattern options visit belgard.com/products/pavers

PALLET INFORMATION / ESTIMATING CHART									
	SqFt/ Pallet	SqFt/ Layer	Layers/ Pallet	Units/ Layer	Units/ Pallet	SqFt/ Unit	LnFt/ Pallet (Soldier)	LnFt/ Pallet (Sailor)	Weight/ Pallet
Total	97.64	10.84	9	-	153	-	-	141.65	3550
Mega Stone*	13.93	1.56	-	5	40	.311	15.83	31.46	-
Square*	33.48	3.71	-	6	48	.619	37.75	37.75	-
Large Rectangle*	50.22	5.57	-	6	-	.928	37.72	68.56	-

*Mega Stone, Square and Large Rectangle are packaged on same pallet. Not sold separately.

ITEM CODES <i>items are palletized by columns below</i>	
Color	3pc Total
Ashbury Haze	10100329
Cotswold Mist	10100332
Gascony Tan	10100331

MEGA-BERGERAC® LARGE SQUARE/ MEGA STONE


Paver






PEDESTRIAN	LIGHT TRAFFIC	REGULAR TRAFFIC	HEAVY TRAFFIC	PERMEABLE	ADA	COLORGARD PROCESS	TEXTUREGARD PROCESS	FINISHES			
								NATURAL	SMOOTH	TUMBLER	ANTIQUED
✓	✓					✓					✓

PRODUCT SPECIFICATIONS

Large Square		Small Rectangle / Mega Stone	
14 3/16 x 14 3/16 x 3 1/8		9 7/16 x 4 3/4 x 3 1/8	



MEGA-BERGERAC LARGE SQUARE / MEGA STONE LAYING GUIDE



Belgard packages multiple sized paving stones on one pallet to aid in the ease of ordering and installation by the contractor. Belgard recommends that the products be laid “randomly” allowing no single joint line to expand longer than 3-3.5 ft in length. Random installation will ensure full use of all the different sized pieces on a pallet

If you choose to follow one of the patterns above, please be aware that you may have left over pieces of a certain size(s) when finished with the project. Belgard will not be responsible for any shortages or overages with your project.

For more pattern options visit belgard.com/products/pavers

PALLET INFORMATION / ESTIMATING CHART									
	SqFt/ Pallet	SqFt/ Section	Sections/ Pallet	Units/ Section	Units/ Pallet	SqFt/ Unit	LnFt/ Pallet (Soldier)	LnFt/ Pallet (Sailor)	Weight/ Pallet
Large Square	75.33	25.11	3	18	54	1.4	63.79	63.79	2648
Mega Stone	86.8	17.36	5	56	280	.31	110.2	-	3061

ITEM CODES <i>items are palletized by columns below</i>		
Color	Large Square	Mega Stone
Ashbury Haze	10104580	10104635
Cotswold Mist	10104600	10104715
Gascony Tan	10104605	10104740

MEGA-LAFITT™ 3-PIECE



Paver





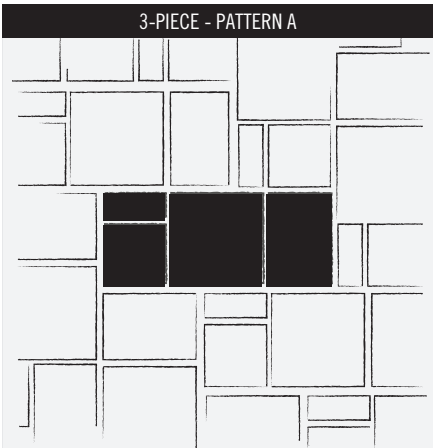
PEDESTRIAN	LIGHT TRAFFIC	REGULAR TRAFFIC	HEAVY TRAFFIC	PERMEABLE	ADA	COLORGARD PROCESS	TEXTUREGARD PROCESS	FINISHES			
								NATURAL	SMOOTH	TUMBLED	ANTIQUED
✓	✓					✓		✓			

PRODUCT SPECIFICATIONS

Small Rectangle	Square	Rectangle
10 3/8 x 5 1/8 x 3 1/8	10 3/8 x 10 3/8 x 3 1/8	10 3/8 x 15 5/8 x 3 1/8



MEGA-LAFITT 3 - PIECE LAYING GUIDE



Belgard packages multiple sized paving stones on one pallet to aid in the ease of ordering and installation by the contractor. Belgard recommends that the products be laid “randomly” allowing no single joint line to expand longer than 3-3.5 ft in length. Random installation will ensure full use of all the different sized pieces on a pallet

If you choose to follow one of the patterns above, please be aware that you may have left over pieces of a certain size(s) when finished with the project. Belgard will not be responsible for any shortages or overages with your project.

For more pattern options visit belgard.com/products/pavers

PALLET INFORMATION / ESTIMATING CHART									
	SqFt/ Pallet	SqFt/ Section	Sections/ Pallet	Units/ Section	Units/ Pallet	SqFt/ Unit	LnFt/ Pallet (Soldier)	LnFt/ Pallet (Sailor)	Weight/ Pallet
Total	82.38	27.46	3	-	96	-	-	-	2886
Small Rectangle*	9.15	3.05	-	-	24	.37	-	-	-
Square*	18.34	6.11	-	-	24	.75	-	-	-
Rectangle*	54.91	18.30	-	-	48	1.13	-	-	-

*Small Rectangle, Square and Rectangle are packaged on same pallet. Not sold separately.

ITEM CODES <i>items are palletized by columns below</i>	
Color	3pc Total
Ashbury Haze	10070281
Brookstone Slate	10070127
Cotswold Mist	10070931
Danville Beige	10070930

MEGA-LAFITT™ LARGE SQUARE




Paver





PEDESTRIAN	LIGHT TRAFFIC	REGULAR TRAFFIC	HEAVY TRAFFIC	PERMEABLE	ADA	COLORGARD PROCESS	TEXTUREGARD PROCESS	FINISHES			
								NATURAL	SMOOTH	TUMBLED	ANTIQUED
✓	✓					✓		✓			

PRODUCT SPECIFICATIONS

Large Square	
15 5/8 x 15 5/8 x 3 1/8	



MEGA-LAFITT 3 - PIECE & LARGE SQUARE LAYING GUIDE



Belgard packages multiple sized paving stones on one pallet to aid in the ease of ordering and installation by the contractor. Belgard recommends that the products be laid “randomly” allowing no single joint line to expand longer than 3-3.5 ft in length. Random installation will ensure full use of all the different sized pieces on a pallet

If you choose to follow one of the patterns above, please be aware that you may have left over pieces of a certain size(s) when finished with the project. Belgard will not be responsible for any shortages or overages with your project.

For more pattern options visit belgard.com/products/pavers

PALLET INFORMATION / ESTIMATING CHART									
	SqFt/ Pallet	SqFt/ Section	Sections/ Pallet	Units/ Section	Units/ Pallet	SqFt/ Unit	LnFt/ Pallet (Soldier)	LnFt/ Pallet (Sailor)	Weight/ Pallet
Total	82.68	27.56	3	-	48	1.72	-	-	2915

ITEM CODES <i>items are palletized by columns below</i>	
Color	Item Code
Ashbury Haze	10070282
Brookstone Slate	10070133
Cotswold Mist	10070946
Danville Beige	10070943

MEGA-LIBRE™ SLAB


Paver



PEDESTRIAN	LIGHT TRAFFIC	REGULAR TRAFFIC	HEAVY TRAFFIC	PERMEABLE	ADA	COLORGARD PROCESS	TEXTUREGARD PROCESS	FINISHES			
								NATURAL	SMOOTH	TUMBLED	ANTIQUED
✓						✓		✓			

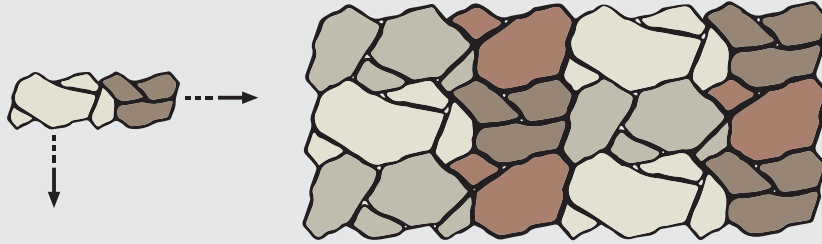
PRODUCT SPECIFICATIONS

Large Unit		Small Unit	
31 x 16 1/4 x 2 3/8		22 3/4 x 16 1/4 x 2 3/8	




MEGA-LIBRE SLAB LAYING GUIDE

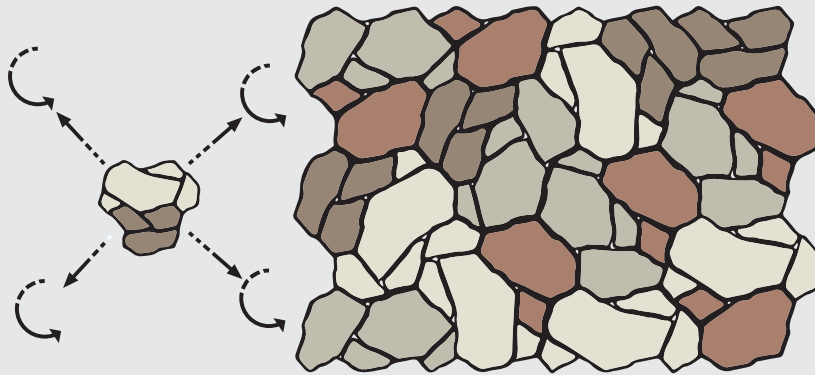
LEVEL 1 - STACK BOND



LEVEL 2 - RUNNING BOND



LEVEL 3 - RANDOM BOND



For more pattern options visit belgard.com/products/pavers

PALLET INFORMATION / ESTIMATING CHART

	SqFt/ Pallet	SqFt/ Layer	Layers/ Pallet	Units/ Layer	Units/ Pallet	SqFt/ Unit	LnFt/ Pallet (Soldier)	LnFt/ Pallet (Sailor)	Weight/ Pallet
Total	86	8.60	10	4	40	-	-	-	2425

ITEM CODES *items are palletized by columns below*

Color	Item Code
Ashbury Haze	10200346
Brookstone Slate	10200347
Cotswold Mist	10200348
Danville Beige	10200349
Gascony Tan	10200350


MODULINE SERIES™

Paver



PEDESTRIAN	LIGHT TRAFFIC	REGULAR TRAFFIC	HEAVY TRAFFIC	PERMEABLE	ADA	COLORGARD PROCESS	TEXTUREGARD PROCESS	FINISHES					
								SHOT BLAST	SHOT BLAST SEALED	GROUND FACE	GROUND FACE SEALED	SMOOTH	TUMBLLED/ ANTIQUED
✓	✓	✓	✓	✓	✓	✓	✓	✓	✓	✓	✓	✓	

60mm/80mm/100mm		80mm	
3 x 12		4 x 24	
60mm/80mm/100mm		80mm	
6 x 6		4 x 18	
60mm/80mm/100mm		60mm	
6" Bishop Hat		12 x 18	
60mm/80mm		60mm	
6 x 9		12 x 24	
60mm/80mm/100mm		60mm	
6 x 12		18 x 18	
60mm/80mm/100mm		60mm	
12 x 12		18 x 24	
60mm		60mm	
12 x 12 ADA Truncated Dome		24 x 24	
60mm		60mm	
12 x 18		24 x 30	



GUIDE TO CREATING PATTERN USING THE MODULINE / AQUALINE SERIES

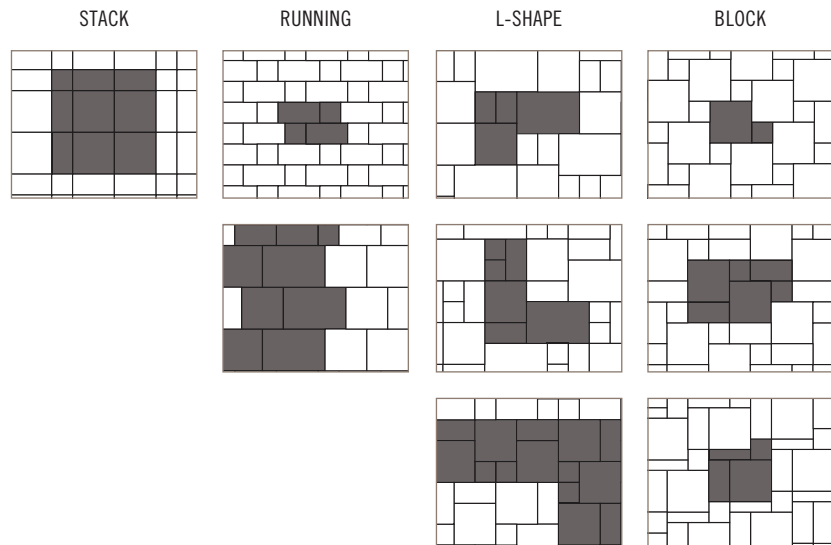
STEP 1

There are different thicknesses of products depending on the intended traffic loading – 60 mm thick is suitable for pedestrian use, while the 80 mm and 101.6 mm are intended for increasingly higher levels of vehicle traffic. The following chart summarizes the size options available in each thickness.

MODULINE	AVAILABLE SIZES						
60 mm	3x12	6x6	6" Bishop	6x12	12x12	12x18	
80 mm	3x12	6x6	6" Bishop	6x12	12x12		
101.6 mm		6x6	6" Bishop	6x12	12x12		
AQUALINE	AVAILABLE SIZES						
80 mm							12 L Shape

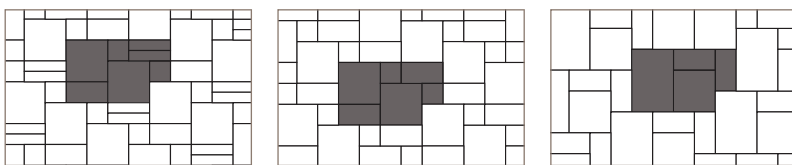
STEP 2

Typically there is a look or feel that one wants to express in an area, and there is nothing better to help with that than the laying pattern of the pavement surface. Stack or running bonds create a structured elegance, while block patterns mask the repeat layout creating a random appearance. The following are examples of general pattern types, with the repeat area highlighted



STEP 3

Once you have decided on a general laying pattern, it is time to fill the shape. The following are examples of the same outside laying pattern – changes in the size and number of pieces used can alter the appearance dramatically.

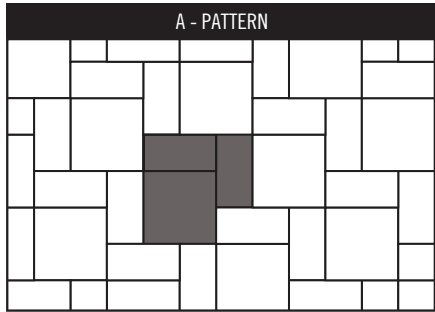


STEP 4

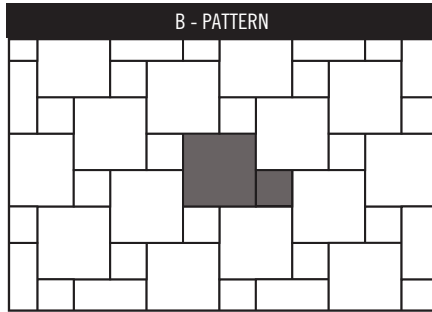
This is where the true versatility of the Moduline and Aqualine series is realized. The available options are only limited by your own imagination.



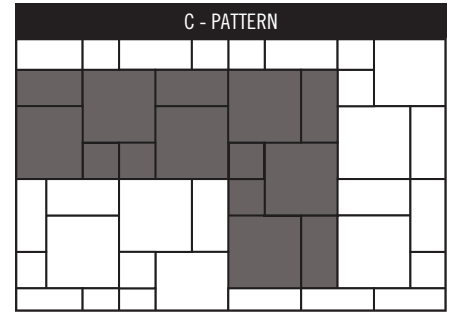
MODULINE SERIES LAYING GUIDE



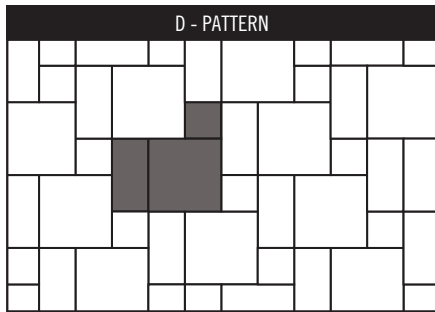
50% 12x12 Squares
50% 6x12 Rectangles




80% 12x12 Squares
20% 6x6 Squares



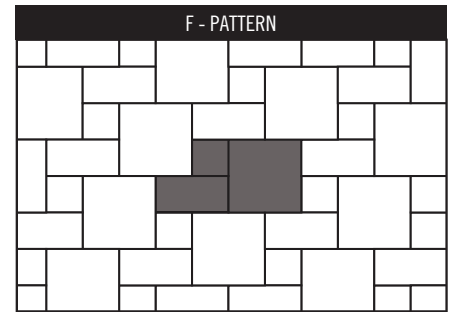
67% 12x12 Squares
22% 6x12 Rectangles
11% 6x6 Squares



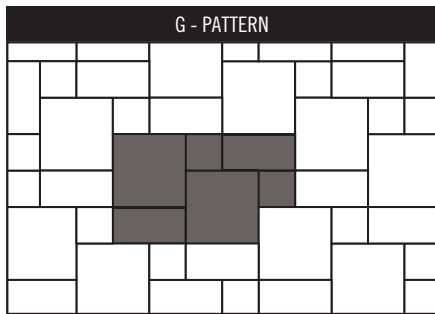
57% 12x12 Squares
29% 6x12 Rectangles
14% 6x6 Squares



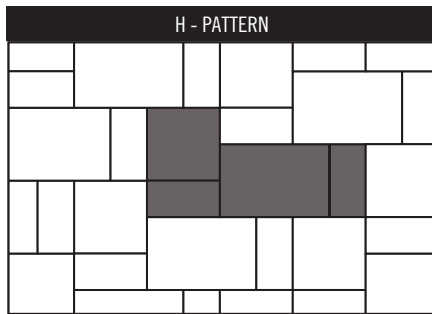
67% 6x12 Rectangles
33% 6x6 Squares



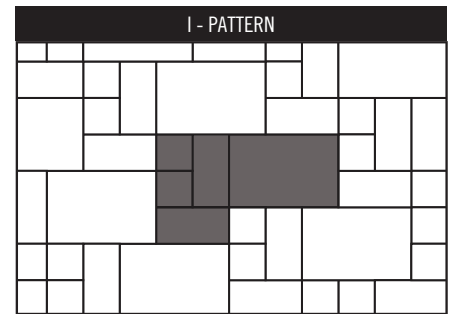
57% 12x12 Squares
29% 6x12 Rectangles
14% 6x6 Squares



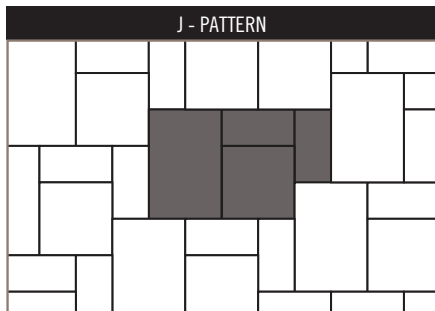
57% 12x12 Squares
29% 6x12 Rectangles
14% 6x6 Squares



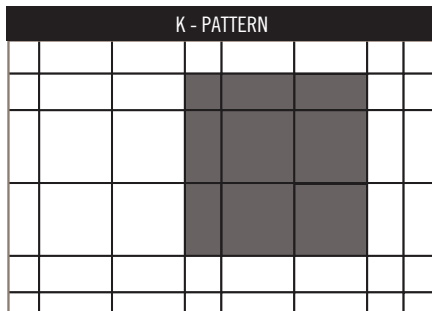
43% 18x12 Rectangles
28.5% 12x12 Squares
28.5% 6x12 Rectangles



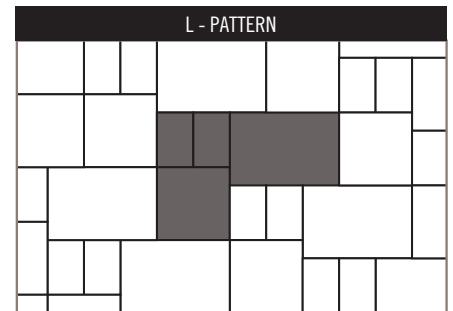
50% 18x12 Rectangles
33% 6x12 Rectangles
17% 6x6 Squares



43% 18x12 Rectangles
28.5% 12x12 Squares
28.5% 6x12 Rectangles

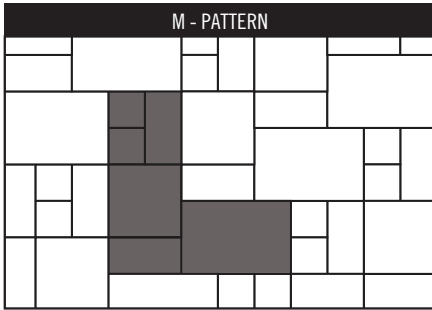


73% 12x12 Squares
24% 6x12 Rectangles
3% 6x6 Squares

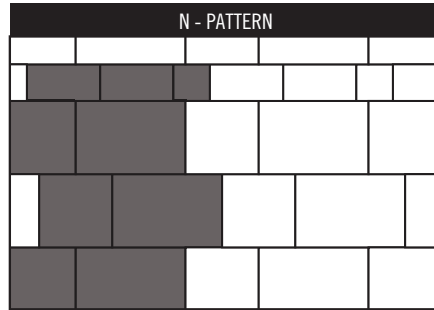


46.2% 18x12 Rectangles
30.8% 12x12 Squares
23% 6x9 Rectangles

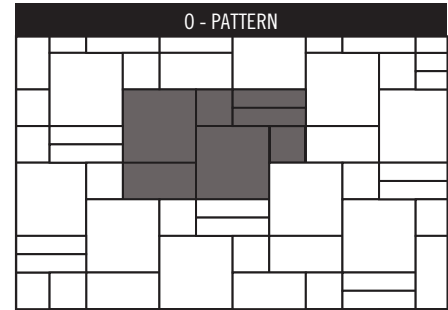
MODULINE SERIES LAYING GUIDE



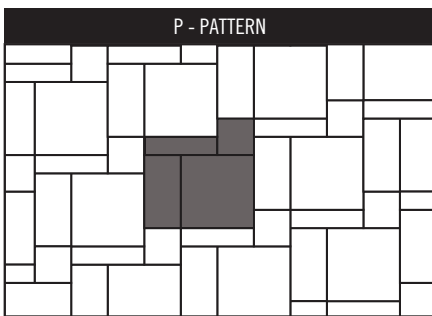
37.5% 18x12 Rectangles
 25% 12x12 Squares
 25% 6x12 Rectangles
 12.5% 6x6 Squares



51.4% 18x12 Rectangles
 34.3% 12x12 Squares
 11.4% 6x12 Rectangles
 2.9% 6x6 Squares



61.5% 12x12 Squares
 15.4% 6x12 Rectangles
 15.4% 3x12 Rectangles
 7.7% 6x6 Squares



50% 12x12 Squares
 25% 6x12 Rectangles
 12.5% 6x9 Rectangles
 12.5% 6x6 Squares

For more pattern options visit belgard.com/products/pavers

PALLET INFORMATION / ESTIMATING CHART									
	SqFt/ Pallet	SqFt/ Section	Sections/ Pallet	Units/ Section	Units/ Pallet	SqFt/ Unit	LnFt/ Pallet (Soldier)	LnFt/ Pallet (Sailor)	Weight/ Pallet
3x12 60mm	110	-	-	-	440	0.25	-	-	3002
3x12 80mm	88	-	-	-	352	0.25	-	-	3180

*Note: Please contact your Sales Representative or our Customer Service Department for non-stock pallet information and color options.

ITEM CODES <i>items are palletized by columns below</i>		
Stock Colors	3x12 60mm	3x12 80mm
Black Diamond TG	10992111	10992136
Linen TG	10992100	10992125
Sunset TG	10992106	10992131
Truffle TG	10992104	10992129

OLD WORLD PAVER™

Paver





PEDESTRIAN	LIGHT TRAFFIC	REGULAR TRAFFIC	HEAVY TRAFFIC	PERMEABLE	ADA	COLORGARD PROCESS	TEXTUREGARD PROCESS	FINISHES			
								NATURAL	SMOOTH	TUMBLED	ANTIQUED
✓	✓					✓		✓			

PRODUCT SPECIFICATIONS

Small Rectangle	Medium Rectangle	Large Rectangle
5 1/8 x 7 3/4 x 3 1/8	5 1/8 x 10 3/8 x 3 1/8	5 1/8 x 12 7/8 x 3 1/8



OLD WORLD PAVER LAYING GUIDE



Belgard packages multiple sized paving stones on one pallet to aid in the ease of ordering and installation by the contractor. Belgard recommends that the products be laid “randomly” allowing no single joint line to expand longer than 3-3.5 ft in length. Random installation will ensure full use of all the different sized pieces on a pallet

If you choose to follow one of the patterns above, please be aware that you may have left over pieces of a certain size(s) when finished with the project. Belgard will not be responsible for any shortages or overages with your project.

For more pattern options visit belgard.com/products/pavers

PALLET INFORMATION / ESTIMATING CHART									
	SqFt/ Pallet	SqFt/ Layer	Layers/ Pallet	Units/ Layer	Units/ Pallet	SqFt/ Unit	LnFt/ Pallet (Soldier)	LnFt/ Pallet (Sailor)	Weight/ Pallet
Total	90.27	11.28	8	-	256	-	-	214.96	2897
Small Rectangle*	24.10	3.01	-	11	88	0.2759	37.58	56.83	-
Medium Rectangle*	33.79	4.22	-	12	96	0.3669	41.00	82.00	-
Large Rectangle*	32.38	4.05	-	9	72	0.4576	30.75	77.25	-

ITEM CODES <i>items are palletized by columns below</i>	
Color	3pc Total
Cotswold Mist	10200363
Gascony Tan	10200067

*Small Rectangle, Medium Rectangle and Large Rectangle are packaged on same pallet. Not sold separately.

URBANA® STONE 3-PIECE



Paver





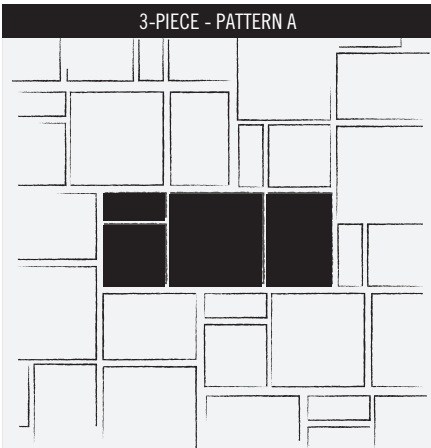
PEDESTRIAN	LIGHT TRAFFIC	REGULAR TRAFFIC	HEAVY TRAFFIC	PERMEABLE	ADA	COLORGARD PROCESS	TEXTUREGARD PROCESS	FINISHES			
								NATURAL	SMOOTH	TUMBLER	ANTIQUED
✓	✓					✓		✓			

PRODUCT SPECIFICATIONS

Small Rectangle		Medium Rectangle		Large Rectangle	
8 x 4 x 3 1/8		8 x 8 x 3 1/8		8 x 12 x 3 1/8	



URBANA STONE 3-PIECE LAYING GUIDE



Belgard packages multiple sized paving stones on one pallet to aid in the ease of ordering and installation by the contractor. Belgard recommends that the products be laid “randomly” allowing no single joint line to expand longer than 3-3.5 ft in length. Random installation will ensure full use of all the different sized pieces on a pallet

If you choose to follow one of the patterns above, please be aware that you may have left over pieces of a certain size(s) when finished with the project. Belgard will not be responsible for any shortages or overages with your project.

For more pattern options visit belgard.com/products/pavers

PALLET INFORMATION / ESTIMATING CHART									
	SqFt/ Pallet	SqFt/ Section	Sections/ Pallet	Units/ Section	Units/ Pallet	SqFt/ Unit	LnFt/ Pallet (Soldier)	LnFt/ Pallet (Sailor)	Weight/ Pallet
Total	93	31	3	72	216	-	-	-	3168
Small Rectangle*	15.5	5.17	-	24	72	0.22	-	-	-
Square*	31.0	10.33	-	24	72	0.43	-	-	-
Large Rectangle*	46.5	15.5	-	24	72	0.65	-	-	-

*Small Rectangle, Square and Large Rectangle are packaged on same pallet. Not sold separately.

ITEM CODES <i>items are palletized by columns below</i>	
Color	3pc Total
Ashbury Haze	10200425
Bannockburn Red	10200455
Brookstone Slate	10200470
Cotswold Mist	10200485
Gascony Tan	10200495

URBANA® STONE LARGE SQUARE



Paver



PEDESTRIAN	LIGHT TRAFFIC	REGULAR TRAFFIC	HEAVY TRAFFIC	PERMEABLE	ADA	COLORGARD PROCESS	TEXTUREGARD PROCESS	FINISHES			
								NATURAL	SMOOTH	TUMBLED	ANTIQUED
✓	✓					✓		✓			


PRODUCT SPECIFICATIONS

Large Square	
12 x 12 x 3 1/8	

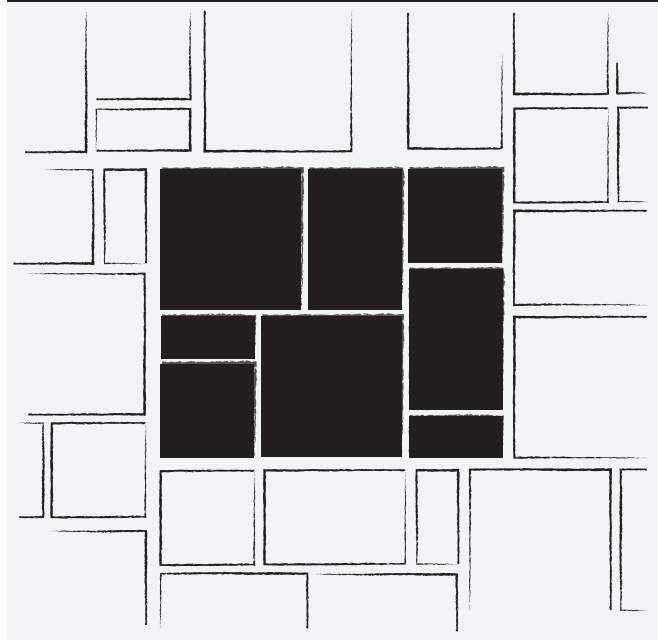


URBANA STONE 3 - PIECE & LARGE SQUARE LAYING GUIDE

3-PIECE & LG. SQUARE - PATTERN A



3-PIECE & LG. SQUARE - PATTERN B



Belgard packages multiple sized paving stones on one pallet to aid in the ease of ordering and installation by the contractor. Belgard recommends that the products be laid “randomly” allowing no single joint line to expand longer than 3-3.5 ft in length. Random installation will ensure full use of all the different sized pieces on a pallet

If you choose to follow one of the patterns above, please be aware that you may have left over pieces of a certain size(s) when finished with the project. Belgard will not be responsible for any shortages or overages with your project.

For more pattern options visit belgard.com/products/pavers

PALLET INFORMATION / ESTIMATING CHART

	SqFt/ Pallet	SqFt/ Section	Sections/ Pallet	Units/ Section	Units/ Pallet	SqFt/ Unit	LnFt/ Pallet (Soldier)	LnFt/ Pallet (Sailor)	Weight/ Pallet
Total	93	23.25	4	24	96	1	96	-	3323

ITEM CODES *items are palletized by columns below*

Color	Item Code
Ashbury Haze	10200560
Bannockburn Red	10200580
Brookstone Slate	10200595
Cotswold Mist	10200605
Gascony Tan	10200615

PERMEABLE PAVERS

AQUASTONE®

Permeable Paver






PEDESTRIAN	LIGHT TRAFFIC	REGULAR TRAFFIC	HEAVY TRAFFIC	PERMEABLE	ADA	COLORGARD PROCESS	TEXTUREGARD PROCESS	FINISHES			
								NATURAL	SMOOTH	TUMBLLED	ANTIQUED
✓	✓	✓		✓		✓			✓		

PRODUCT SPECIFICATIONS

AquaStone	
4 x 8 x 3 1/8	



AQUASTONE LAYING GUIDE



For more pattern options visit belgard.com/products/pavers

PALLET INFORMATION / ESTIMATING CHART									
	SqFt/ Pallet	SqFt/ Layer	Layers/ Pallet	Units/ Layer	Units/ Pallet	SqFt/ Unit	LnFt/ Pallet (Soldier)	LnFt/ Pallet (Sailor)	Weight/ Pallet
Total	93.04	11.63	8	-	-	-	-	288.00	3150
Full	86.15	10.77	-	50	400	0.22	133.33	266.67	-
Half	6.89	0.86	-	8	64	0.11	21.33	21.33	-

*Note: Palletization is optimized for mechanical installation in Herringbone pattern.

ITEM CODES <i>items are palletized by columns below</i>	
Color	Item Code
Ashbury Haze	10300400*
Bannockburn Red	10300410*
Bristol Beige	10300420*
Cotswold Mist	20253307*
Gascony Tan	10300440*

*Special Order Only

ECO DUBLIN®



Permeable Paver



PEDESTRIAN	LIGHT TRAFFIC	REGULAR TRAFFIC	HEAVY TRAFFIC	PERMEABLE	ADA	COLORGARD PROCESS	TEXTUREGARD PROCESS	FINISHES			
								NATURAL	SMOOTH	TUMBLER	ANTIQUED
✓	✓	✓		✓		✓					✓


PRODUCT SPECIFICATIONS

Small Rectangle	Square	Large Rectangle
6 15/16 x 3 7/16 x 3 1/8	6 15/16 x 6 15/16 x 3 1/8	6 15/16 x 10 5/16 x 3 1/8



ECO-DUBLIN LAYING GUIDE

MACHINE INSTALLED CLUSTER



For more pattern options visit belgard.com/products/pavers

PALLET INFORMATION / ESTIMATING CHART

	SqFt/ Pallet	SqFt/ Layer	Layers/ Pallet	Units/ Layer	Units/ Pallet	SqFt/ Unit	LnFt/ Pallet (Soldier)	LnFt/ Pallet (Sailor)	Weight/ Pallet
Total	91.60	11.45	8	36	-	-	-	-	3143
Small Rectangle*	19.53	2.44	-	15	120	0.163	69.40	103.10	-
Square*	21.08	2.64	-	8	64	0.329	37.01	37.01	-
Large Rectangle*	50.99	6.37	-		104	0.491			-

*Small Rectangle, Square and Large Rectangle are packaged on same pallet. Not sold separately.

*Note: Palletization is optimized for mechanical installation.

ITEM CODES *items are palletized by columns below*

Color	3pc Total
Ashbury Haze	10101692*
Bannockburn Red	10101693*
Bristol Beige	10101694*
Brookstone Slate	10101696*
Cotswold Mist	10101697*
Gascony Tan	10101698*

*Special Order Only

SUBTERRA® STONE


Permeable Paver



PEDESTRIAN	LIGHT TRAFFIC	REGULAR TRAFFIC	HEAVY TRAFFIC	PERMEABLE	ADA	COLORGARD PROCESS	TEXTUREGARD PROCESS	FINISHES			
								NATURAL	SMOOTH	TUMBLLED	ANTIQUED
✓	✓			✓		✓					✓


PRODUCT SPECIFICATIONS

Subterra	
8 1/8 x 11 7/8 x 3 1/8	




SUBTERRA STONE LAYING GUIDE

MODIFIED RUNNING BOND



90° HERRINGBONE



PALLET INFORMATION / ESTIMATING CHART

	SqFt/ Pallet	SqFt/ Section	Sections/ Pallet	Units/ Section	Units/ Pallet	SqFt/ Unit	LnFt/ Pallet (Soldier)	LnFt/ Pallet (Sailor)	Weight/ Pallet
Total	94.40	23.6	4	40	160	0.59	100.26	158.33	3021

For more pattern options visit belgard.com/products/pavers


ITEM CODES *items are palletized by columns below*

Color	Item Code
Ashbury Haze	10551000*
Bannockburn Red	10551010*
Bristol Beige	10551020*
Cotswold Mist	10551030*
Gascony Tan	10551050*

*Special Order Only

TURFSTONE®

Permeable Paver



PEDESTRIAN	LIGHT TRAFFIC	REGULAR TRAFFIC	HEAVY TRAFFIC	PERMEABLE	ADA	COLORGARD PROCESS	TEXTUREGARD PROCESS	FINISHES			
								NATURAL	SMOOTH	TUMBLED	ANTIQUED
✓	✓	✓		✓		✓			✓		


PRODUCT SPECIFICATIONS

Turfstone	
24 x 16 x 3 1/8	



TURFSTONE LAYING GUIDE

MODIFIED RUNNING BOND



For more pattern options visit belgard.com/products/pavers

PALLET INFORMATION / ESTIMATING CHART

	SqFt/ Pallet	SqFt/ Layer	Layers/ Pallet	Units/ Layer	Units/ Pallet	SqFt/ Unit	LnFt/ Pallet (Soldier)	LnFt/ Pallet (Sailor)	Weight/ Pallet
Total	106.67	13.33	8	5	40	2.67	53.33	80.00	3010

ITEM CODES *items are palletized by columns below*

Color	Item Code
Grey	10300135

WALLS

MEGA-TANDEM™



Freestanding & Retaining Wall



RESIDENTIAL	COMMERCIAL	STEPS	COLUMNS	FIREPIT	RETAINING WALLS	MAILBOX	FINISHES					
							STRAIGHT	BEVELED	NATURAL	SPLIT FACE	WEATHERED	ANTIQUED
✓	✓				✓		✓		✓			

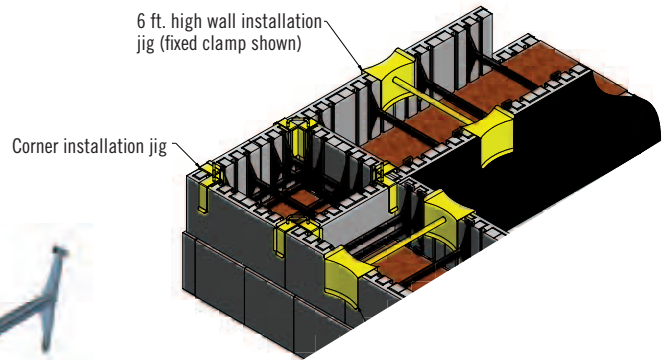
PRODUCT SPECIFICATIONS

Mega-Tandem		Tandem Cap	
12 x 24 x 3		3 1/4 x 24 x 15	




MEGA TANDEM™ (MSRW) COMPONENTS

JIGS



CONNECTING MEMBERS



Place the 6" crushed stone (3/4" rock) to create the leveling pad for the Mega-Tandem™ (MSRW).



Compact the placed crushed stone to reach 95% standard proctor density.



Forming up to pour a 2" unreinforced concrete overlay for setting the first course of Mega-Tandem™ (MSRW). **A 6" crushed stone leveling pad is an option as well.**



Pouring the leveling pad with a low psi concrete.




Start the Mega-Tandem™ (MSRW) at the lowest elevation. Start by setting the panels in place with the use of the wall jigs to help support the panels during the wall installation.



Insert the Mega-Tandem™ (MSRW) connecting members into the center dovetails to provide the structural support in the wall system.




Run a string line from the back side of the front wall veneer to assure proper horizontal wall alignment.



Place the #57 stone inside the Mega-Tandem™ (MSRW) panels to provide the internal gravel interlock. This will also provide for internal drainage to relieve hydrostatic pressure in the wall.



Place the drain tile directly behind the rear wall panel to provide for positive drainage through the wall to daylight.



Laying out the radii. Insert plastic connecting members into the veneer dovetails to keep the connectors as straight as possible. Make sure that each veneer has at least two connecting members for proper panel support.

STEP 11



Start the corner with the side textured fitting up against a MT wall (MSRW) panel facing the outer side of the wall. Then place additional panels to create a corner column. Insert the first two connectors upside down for the panel supports (break off the setback tab for this step). Then place two connectors in the opposite direction right side up to support the additional panels. Mega-Tandem Wall™ requires four connecting members per course.

STEP 12



Place a concrete paver directly behind the wall panel and level from front to back. Then take the construction adhesive and place the glue on the paver and top of wall panel. Then secure the cap units to create the bond.

STEP 13



Run a string line for accurate wall alignment when setting the caps.

STEP 14



Place a low permeable soil for fill placement for the top of wall.

For more pattern options visit belgard.com/products/retaining_walls

PALLET INFORMATION / ESTIMATING CHART


	Unit Height	Unit Width	Unit Depth	SqFt/ Pallet	Face Ft/ Pallet	SqFt/ Unit	Unit Weight	Pallet Weight	Units/ Pallet
Wall Unit	12"	24"	3"	96	48	2	61	3028	48
Cap Unit	3 1/4"	24"	15"	-	-	-	90	2920	32

ITEM CODES *items are palletized by columns below*

Color	Wall Unit	Cap Unit	22" Connector	43" Connector	Corner Jig	Curved Jig	Straight Jig
Cotswold Mist	10070938	10079106	-	-	-	-	-
Margeaux Beige	10070386	10079105	-	-	-	-	-
Smooth Gray	10070387	-	-	-	-	-	-
No Color	-	-	70970359	70970379	70970407	70970408	70970409

TANDEM™

Freestanding & Retaining Wall



RESIDENTIAL	COMMERCIAL	STEPS	COLUMNS	FIREPIT	RETAINING WALLS	MAILBOX	FINISHES					
							STRAIGHT	BEVELED	NATURAL	SPLIT FACE	WEATHERED	ANTIQUED
✓	✓		✓		✓		✓		✓			

PRODUCT SPECIFICATIONS

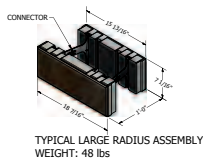
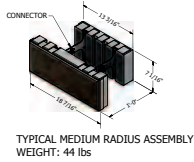
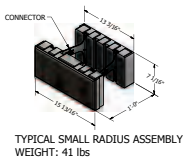
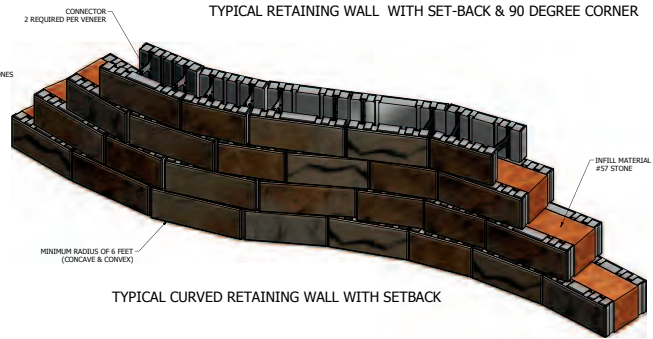
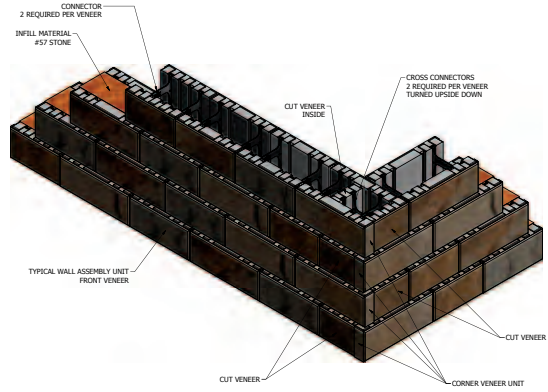
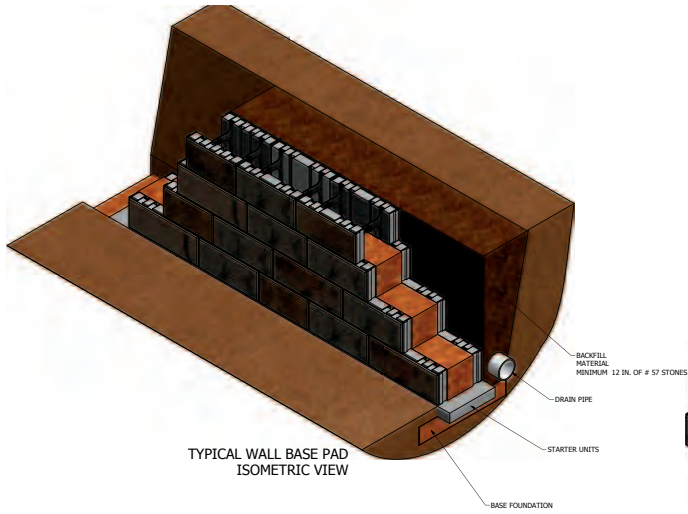
Textured Units	Smooth Units	Ashlar Units	Tandem Cap
7 x 13 1/5 x 3 7 x 15 2/3 x 3 7 x 18 1/2 x 3	7 x 13 1/5 x 3 7 x 15 2/3 x 3 7 x 18 1/2 x 3	7 x 13 1/5 x 3 7 x 15 2/3 x 3 7 x 18 1/2 x 3	3 1/4 x 24 x 15



TANDEM SEGMENTAL RETAINING WALL GUIDE

NOTE:

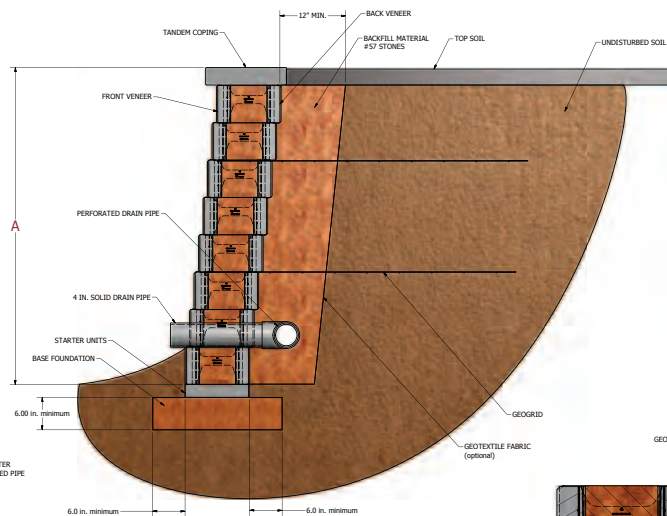
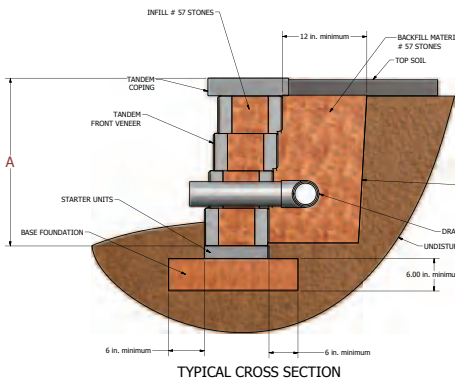
- 1-The base shall be made of starter units
- 2-Center Tandem veneer units on starter units.
- 3-The base foundation shall be approved by the site geotechnical engineer prior to placement of the starter units.
- 4-Backfill is typically on site soil unless otherwise shown on the plans.



TANDEM SEGMENTAL RETAINING WALL SECTION VIEWS

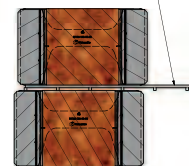
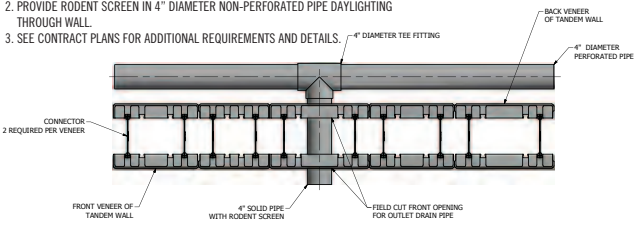
NOTE:

1. Base material shall be constructed of crushed stone. Center Lafitt Tandem units on leveling pad or foundation blocks or 2,000psi unreinforced lean concrete leveling pad.
2. The base foundation shall be approved by the geotechnical engineer prior to placement of the leveling pad.
3. Upper level of wall units not showing infill material in order to show connectors.
4. Backfill is typically onsite soil unless otherwise shown on the plans.

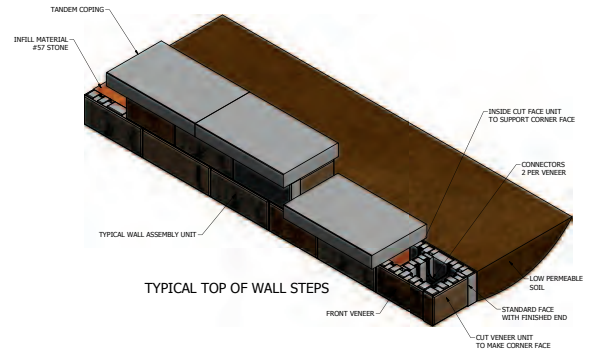
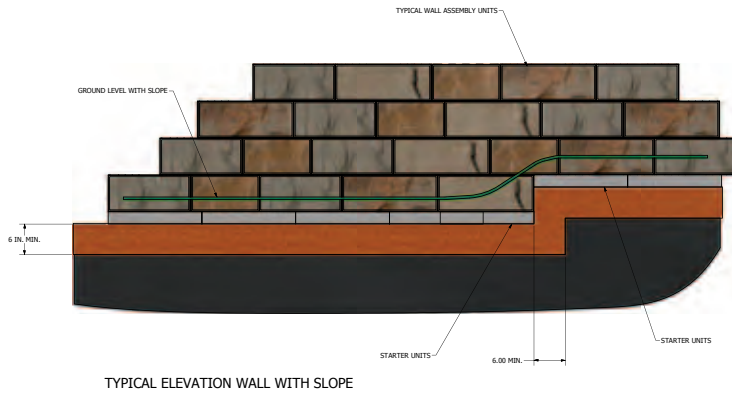


NOTE:

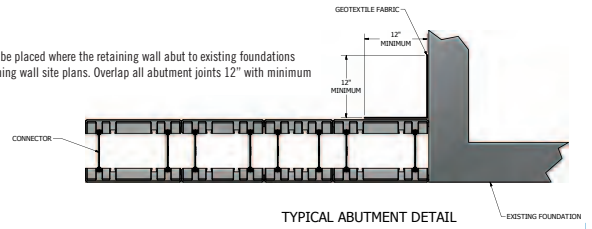
1. THE DRAINAGE SYSTEM SHALL CONSIST OF A 4" DIAMETER PERFORATED PVC PIPE WRAPPED WITH A GEOTEXTILE FABRIC.
2. PROVIDE RODENT SCREEN IN 4" DIAMETER NON-PERFORATED PIPE DAYLIGHTING THROUGH WALL.
3. SEE CONTRACT PLANS FOR ADDITIONAL REQUIREMENTS AND DETAILS.



SEGMENTAL RETAINING WALL TYPICAL DETAIL VIEWS

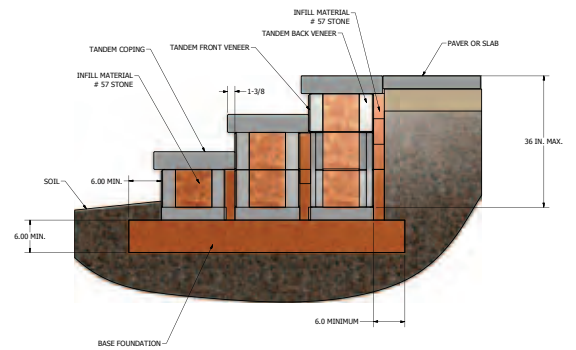
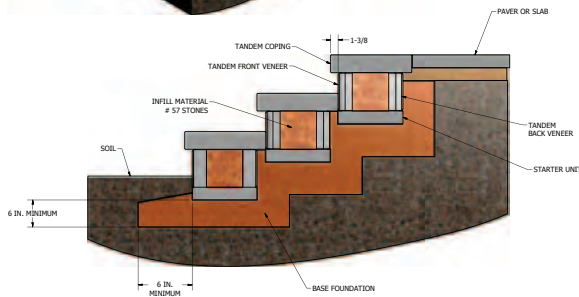
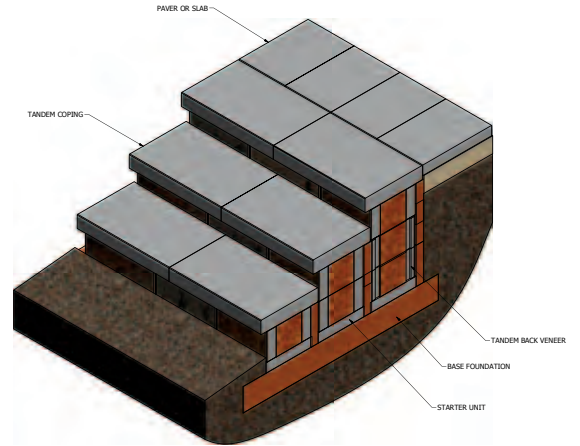
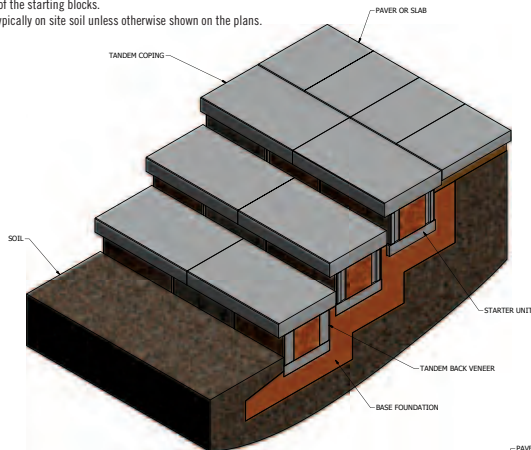


NOTE:
1. Geotextile fabric shall be placed where the retaining wall abut to existing foundations as shown on the retaining wall site plans. Overlap all abutment joints 12" with minimum 24" fabric.

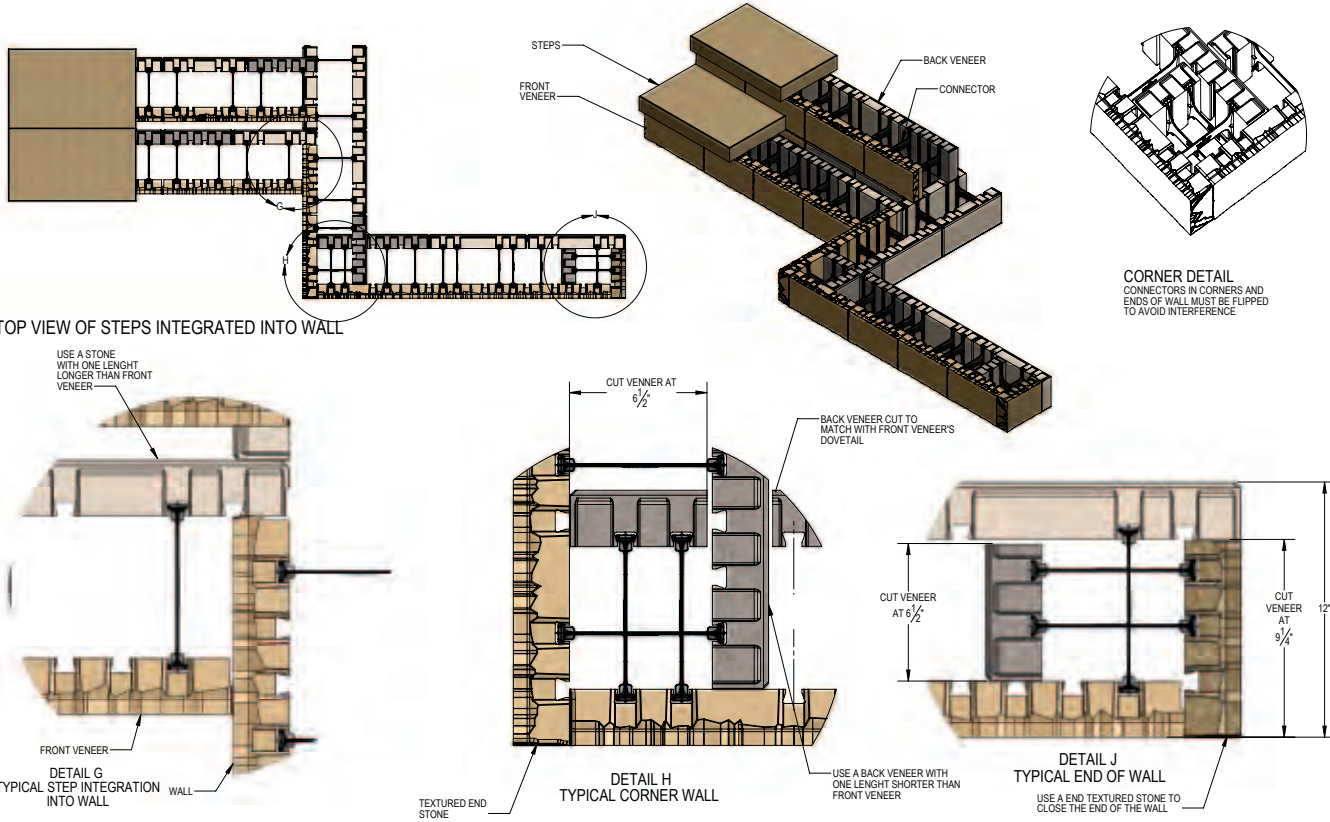


STEP DETAIL VIEWS

NOTE:
1-The base shall be made of starting blocks
2-Center Tandem face units on starting units.
3-The base foundation shall be approved by the site geotechnical engineer prior to placement of the starting blocks.
4-Backfill is typically on site soil unless otherwise shown on the plans.



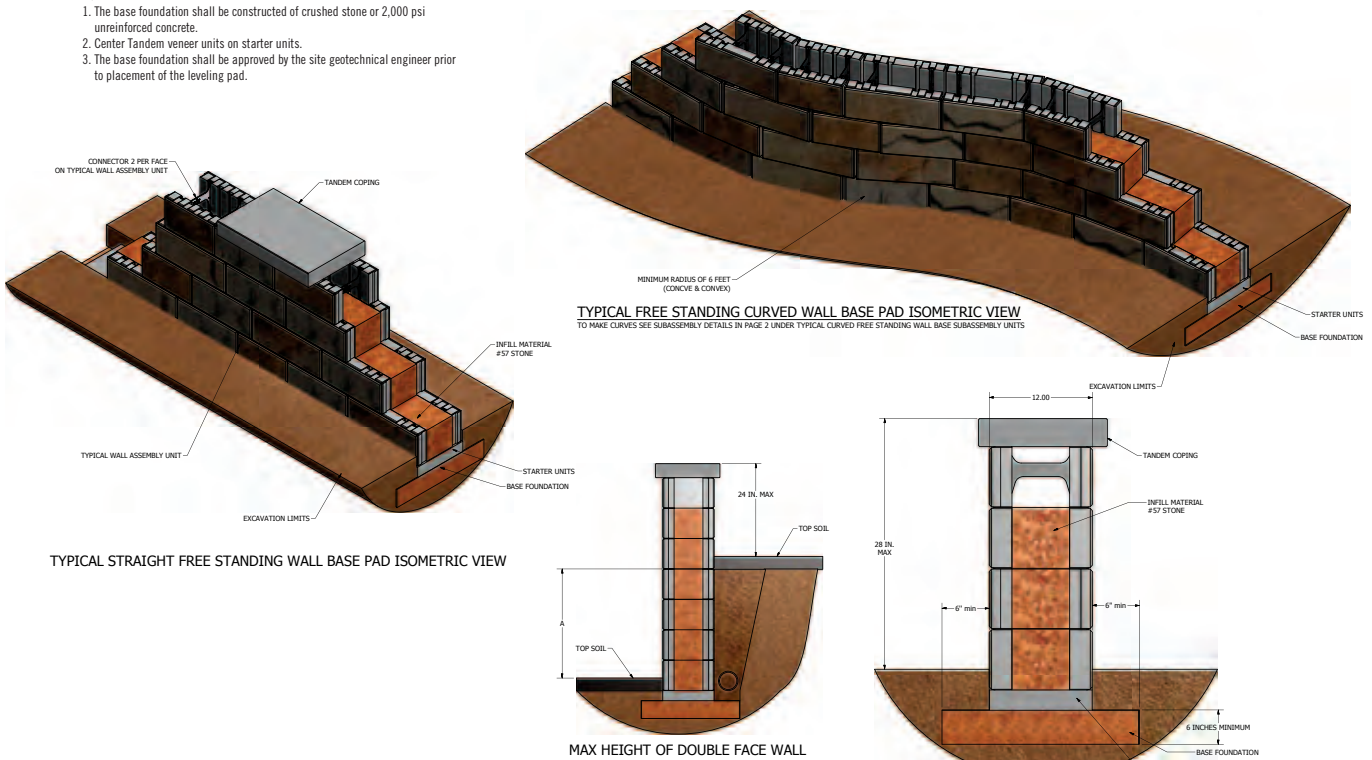
STEPS & CORNERS



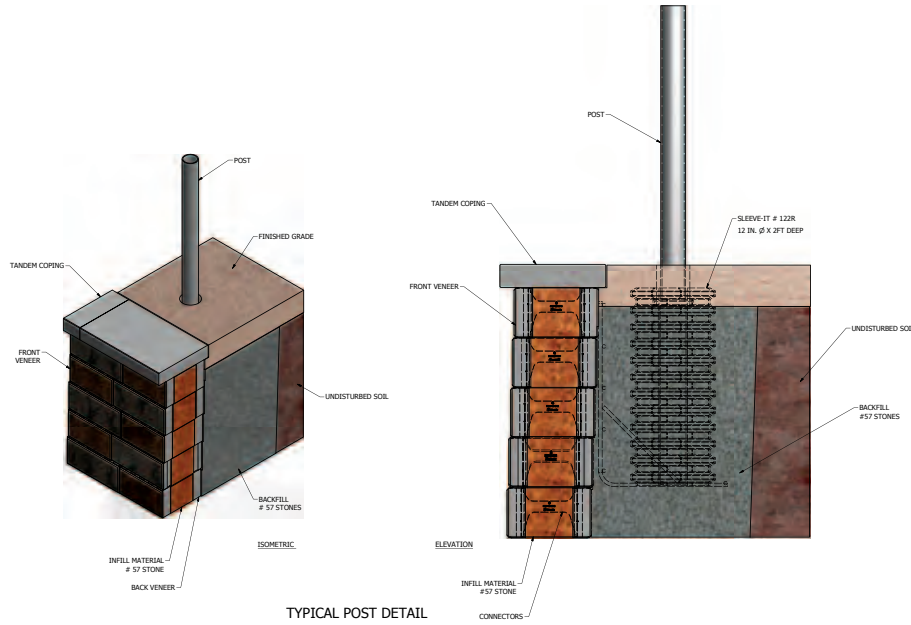
FREE STANDING WALLS

NOTE:

1. The base foundation shall be constructed of crushed stone or 2,000 psi unreinforced concrete.
2. Center Tandem veneer units on starter units.
3. The base foundation shall be approved by the site geotechnical engineer prior to placement of the leveling pad.



POST DETAIL VIEWS

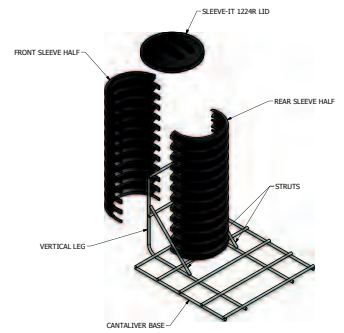


NOTE:

1. Cut through geogrid layers.
2. Fencing systems approved for use with Sleeve-it 1224R are limited to the following heights: Chain link - up to 8 ft., Privacy-up to 6 ft (wooden, PVC, metal) Pedestrian Guards: 4ft max, Post size 4 x 4 maximum.
3. Designed by others.
4. A geotextile filter fabric separator is required between the unit drainage material and site backfill soil in any application where free water is expected upon the wall face such as in a detention pond or along waterways where the high water level may be above the bottom of the wall. Use of filter fabric shall extend a minimum of 1 foot above the anticipated high water level.
5. A fence, railing, guide rail/fence or other protective barrier is typically required along the top of all walls as required by the site engineer and local codes. The choice, location, and compliance to local codes of the appropriate barrier system is the responsibility of the owner and its site engineer.
6. Backfill is typically onsite soil unless otherwise shown in the plans.

(OPTIONAL)

7. Geotextile fabric as specified by the designing engineer is shown on the back face of the walls, it is recommended to be used to prevent native soils from infiltrating into the infill material.



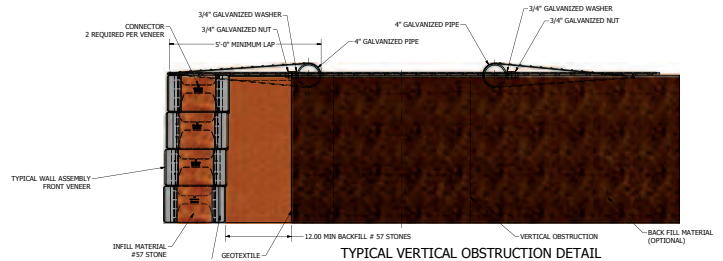

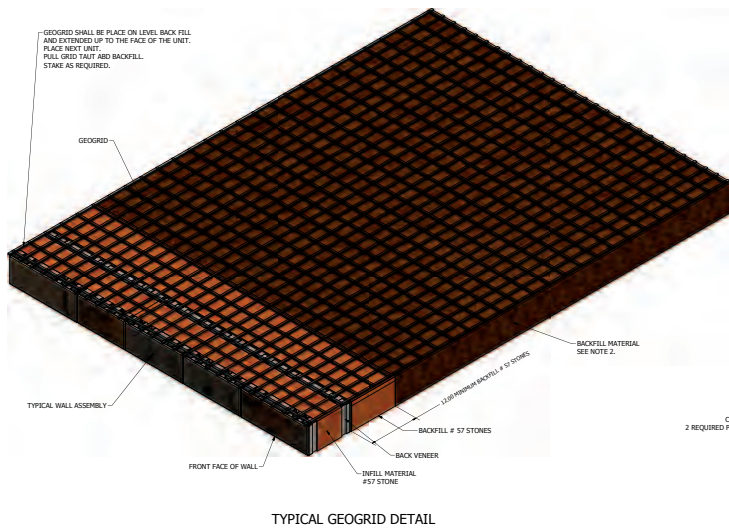
TYPICAL GEOGRID INSTALLATION WITH DRAIN

NOTE:

1. Geogrid shall be placed on level backfill and extended over connector and up to the face of the unit. pull grid taut and backfill. Stake as required.
2. Backfill is typically onsite soil unless otherwise shown in the plans.
3. Geotextile fabric as specified by the designing engineer is shown on the back face of the walls, it is recommended to be used to prevent native soils from infiltrating into the infill material.

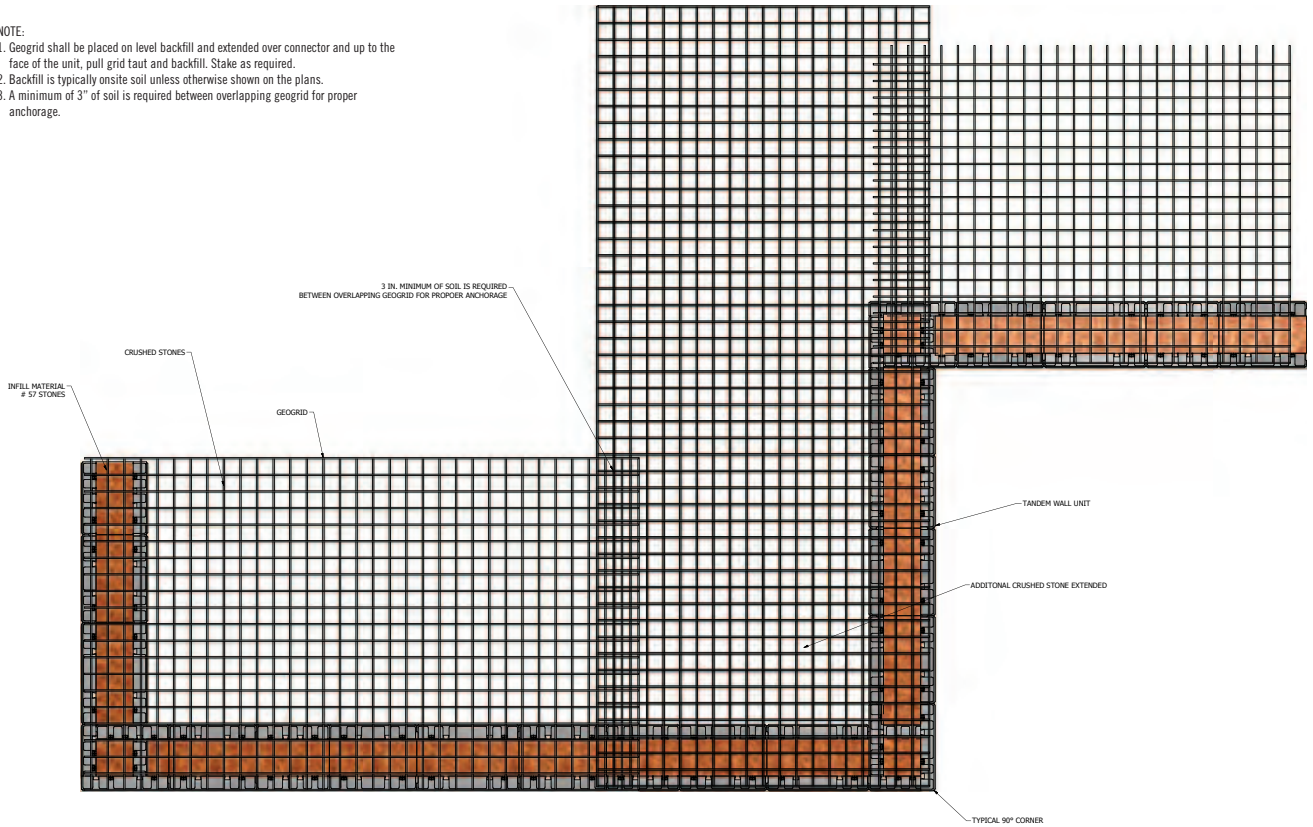
NOTE:

1. Redirect geogrid above drainage pipes as required to avoid obstructions with drainage pipes extending transversely through the reinforced zone.
2. Reinforce the walls at the vertical obstruction as shown.
3. Backfill is typically onsite soil unless otherwise shown in the plans.



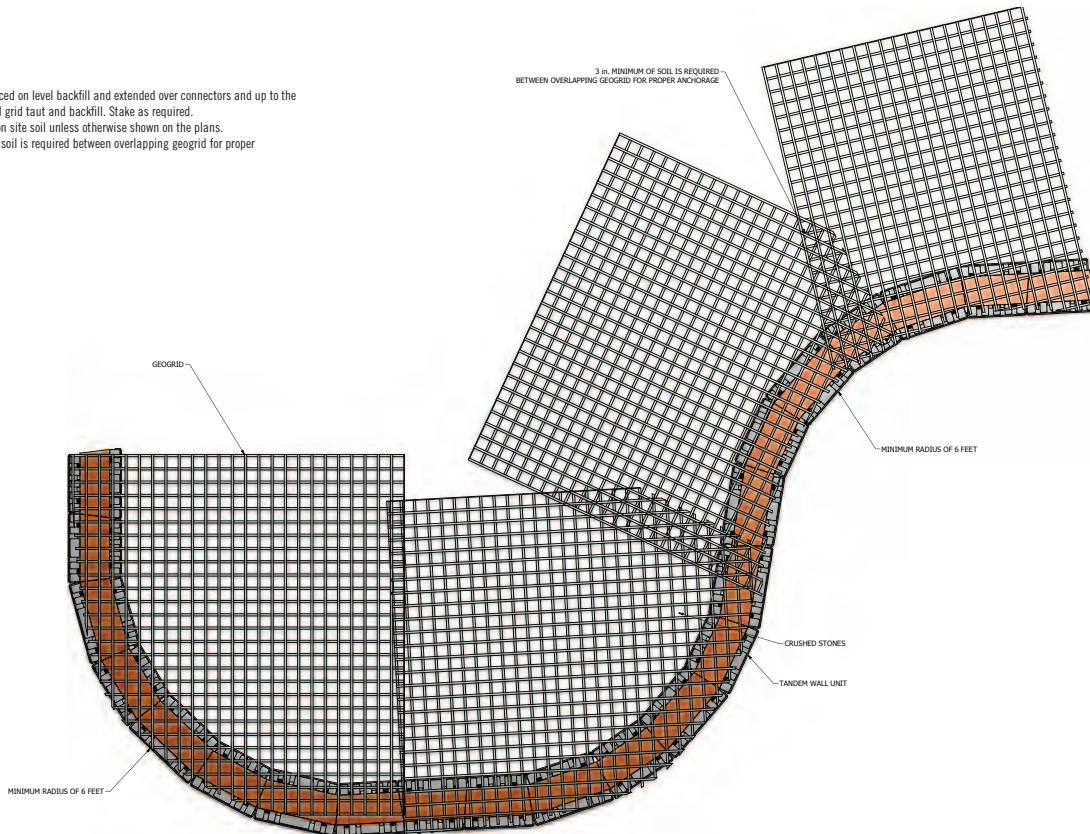
TYPICAL GEOGRID INSTALLATION WITH CORNERS

- NOTE:
1. Geogrid shall be placed on level backfill and extended over connector and up to the face of the unit, pull grid taut and backfill. Stake as required.
 2. Backfill is typically onsite soil unless otherwise shown on the plans.
 3. A minimum of 3" of soil is required between overlapping geogrid for proper anchorage.

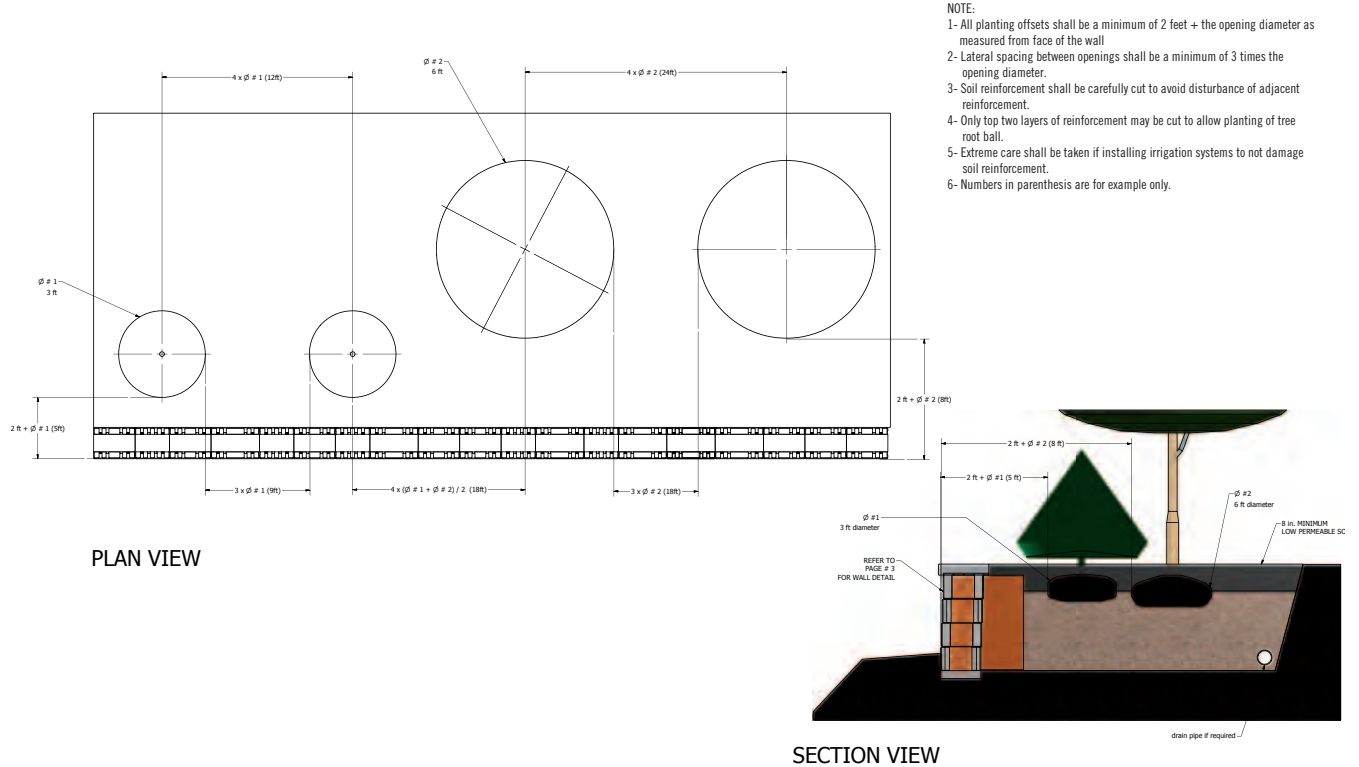


TYPICAL GEOGRID INSTALLATION IN CURVES

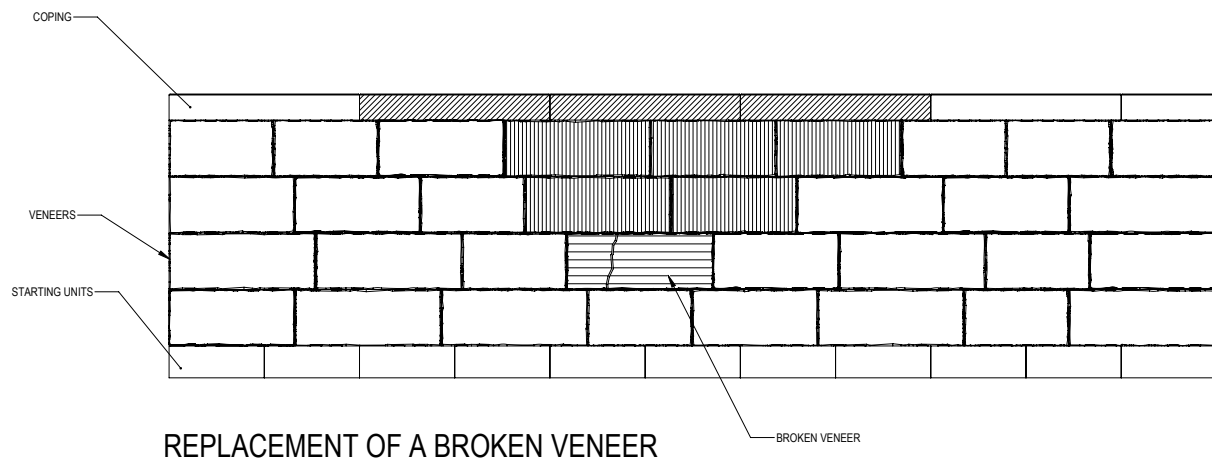
- NOTE:
- 1-Geogrid shall be placed on level backfill and extended over connectors and up to the face of the unit, pull grid taut and backfill. Stake as required.
 - 2-Backfill is typically on site soil unless otherwise shown on the plans.
 3. A minimum of 3" of soil is required between overlapping geogrid for proper anchorage.



TYPICAL WALL TREE PLANTING DETAILS

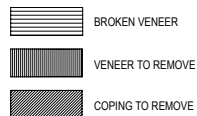


BROKEN VENEER REPLACEMENT




REPLACEMENT OF A BROKEN VENEER

BEFORE REPLACING THE BROKEN VENEER, REMOVE ALL THE VENEERS AND COPINGS FROM TOP OF IT IN A "V" SHAPE. ONCE THE AGREGATES ARE DRAIN FROM THAT SPACE, REPLACE THE BROKEN VENEER AND PUT BACK THE OTHER VENEERS BEFORE REFILLING THE WALL.



COLUMN LAYING GUIDE

TANDEM™ COLUMN COMPONENTS



1 Column grid



Connectors:
200 pieces bag
(Enough for one column)



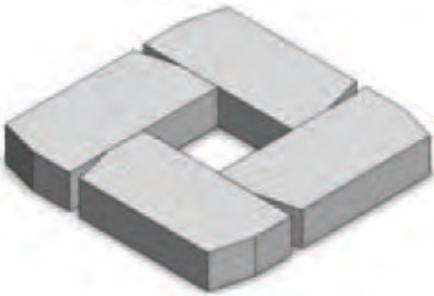
Pallet of veneers
21.8 square feet needed
per column. Use modules G
only (Lg Unit 18.5" w)



24" x 24" Cap Unit


Note: Coming in Summer,
Large Units will be palletized
separately for column use.

STEP 1



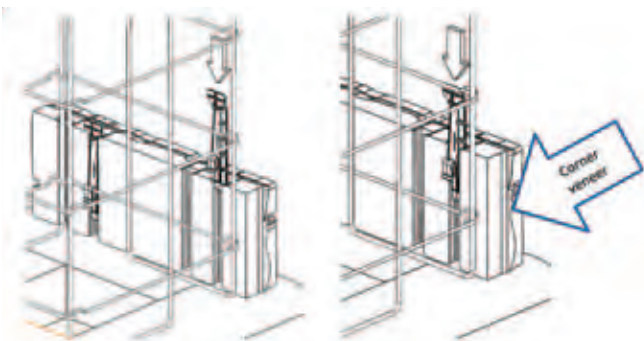
Place the grid on a prepared surface

STEP 2



Make sure the outside perimeter of the grid is clear

STEP 3



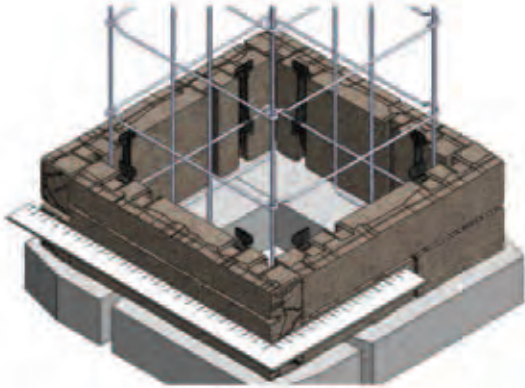
Take a veneer and slide the supplied connectors into the dovetails until they snap onto the horizontal rod of the grid.

STEP 4



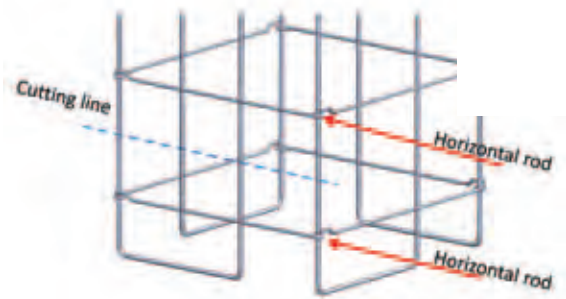
Take another stone and repeat the same process. Make sure you have a corner stone to finish the corner. Once installed, slide the stone along the horizontal axis to adjust the corner.

STEP 5



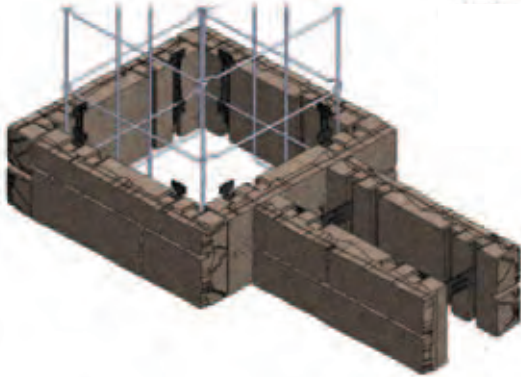
Once you have completed the first two rows, use a square to make sure the column is square and then fill the space with 3/4" clear aggregate. Fill the empty space with aggregates at every row.

OPTIONAL



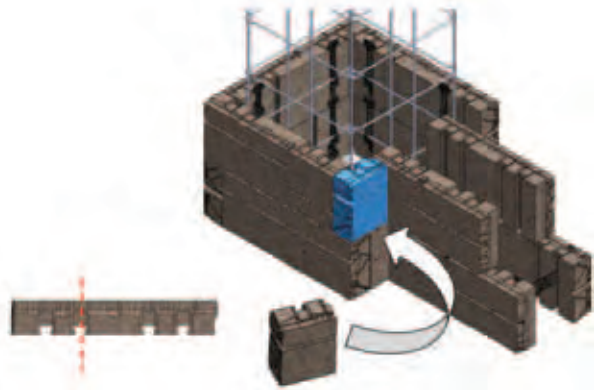
If you have to cut the grid before installation on the base, you must cut the vertical rod at mid distance between two horizontal rods as shown below.

STEP 6



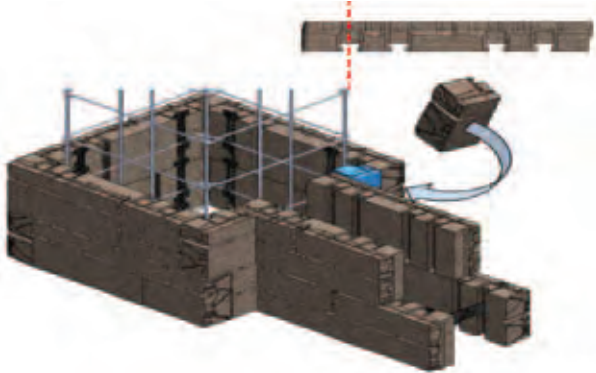
To integrate a wall into the column you must cut a veneer every two rows. The cut must be done at the middle of the dovetail.

STEP 7



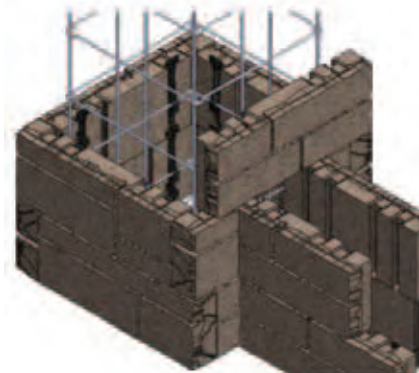
At the second row, cut a veneer (other than G format) at their middle of the selected dovetail to fit with the space left.

STEP 8



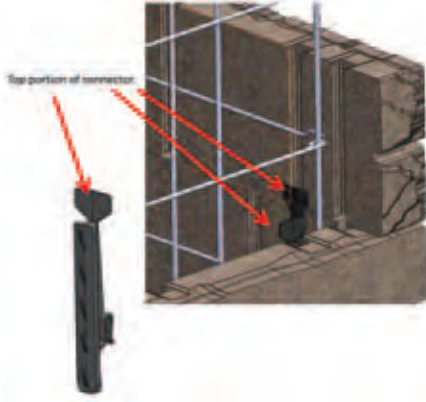
Make the same at the opposite side.

STEP 9



Start again with a full veneer to cover the wall.

STEP 10



IMPORTANT

When you are starting the second row, make sure the base of the top veneer hits the top portion of the connector.

STEP 11



When you have reach the last row, cut the top portion of the connectors with pliers snippers or just by twisting the top portion with your hands.

STEP 12



Apply glue on the top of the veneers before putting on the capping. **IMPORTANT:** The capping must lay on the veneers , not on the grid.

For more pattern options visit belgard.com/products/retaining_walls

PALLET INFORMATION / ESTIMATING CHART										
	Unit Height	Unit Front Width	Unit Back Width	Unit Depth	SqFt/ Pallet	Face Ft/ Pallet	SqFt/ Unit	Unit Weight	Pallet Weight	Units/ Pallet
Standard Wall Total	-	-	-	-	70.1	35.05	-	-	2082	90
Smooth Wall Total	-	-	-	-	70.1	35.05	-	-	2082	90
Ashlar Wall Total	-	-	-	-	70.1	35.05	-	-	2082	90
Small Unit	7"	13.2"	-	-	-	-	.64	18	-	30
Medium Unit	7"	15.8"	-	-	-	-	.77	22	-	30
Large Unit	7"	18.5"	-	-	-	-	.90	25	-	30
Cap Unit	3 1/4"	24"	-	15"	-	-	-	90	2920	32

ITEM CODES <i>items are palletized by columns below</i>							
Color	Standard Wall Unit	Ashlar Wall Total	Smooth Wall Unit	Cap Unit	8" Connector	Column Connector	Column Frame
Danville Beige	10079023	10079026	-	10079109	-	-	-
Ivory Slate	10079024	10079025	-	10079107	-	-	-
Shelby Blend	10079104	10079027	-	10079108	-	-	-
Gray	-	-	10079028	-	-	-	-
No Color	-	-	-	-	70971501	70972162	70972163

WELLINGTON WALL™

Freestanding & Retaining Wall



RESIDENTIAL	COMMERCIAL	STEPS	COLUMNS	FIREPIT	RETAINING WALLS	MAILBOX	FINISHES					
							STRAIGHT	BEVELED	NATURAL	SPLIT FACE	WEATHERED	ANTIQUED
✓	✓	✓	✓	✓	✓	✓	✓				✓	

PRODUCT SPECIFICATIONS

Large	Medium	Small	Corner / Column	Cap
6 x 18/15 x 10 	6 x 12/9 x 10 	6 x 9/6 x 10 	6 x 12 x 10 	3 x 18/13 x 12



WELLINGTON WALL LAYING GUIDE

For more pattern options visit belgard.com/products/retaining_walls

STANDARD PALLET INFORMATION / ESTIMATING CHART

	Unit Height	Front Width	Back Width	Unit Depth	Ln Ft/ Pallet	SqFt/ Pallet	SqFt/ Unit	Unit Weight	Pallet Weight	Units/ Pallet
Standard Total	-	-	-	-	-	26	-	-	2674	48
Large Unit	6"	18"	15"	10"	-	12	.75	-	-	16
Medium Unit	6"	12"	9"	10"	-	8	.5	-	-	16
Small Unit	6"	9"	6"	10"	-	6	.375	-	-	16
Corner/ Column	6"	12"	-	10"	-	-	-	53	1740	32
Cap	3"	18"	12"	13"	90	-	-	44	3525	72

ITEM CODES *items are palletized by columns below*

Color	Wall Units	Corner/ Column	Cap Unit
Ashbury Haze	16251079	16251076	16252115
Cotswold Mist	16251077	16251080	16252125
Gascony Tan	16251078	16251081	16250861

*Note: Pins are included on pallet with Wall Units.

*Note: 25 SqFt/Pallet when used as Freestanding Wall.

WESTON STONE® 3-PIECE

Freestanding & Retaining Wall



RESIDENTIAL	COMMERCIAL	STEPS	COLUMNS	FIREPIT	RETAINING WALLS	MAILBOX	FINISHES					
							STRAIGHT	BEVELED	NATURAL	SPLIT FACE	WEATHERED	ANTIQUED
✓		✓		✓	✓		✓				✓	

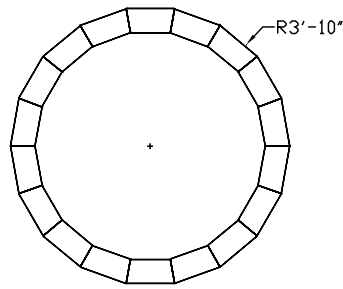
PRODUCT SPECIFICATIONS

3-Piece Modular	
4 x 16/13 x 8 4 x 12/9 x 8 4 x 8/5 x 8	

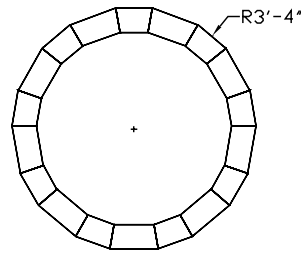
Cap	
3 x 12 1/2 / 8 5/8 x 11	



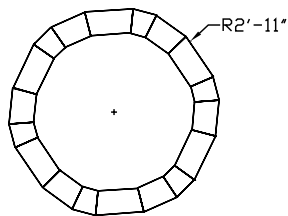
WESTON STONE 3-PIECE LAYING GUIDE



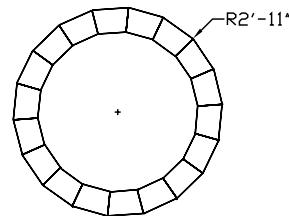
Large Units
Outside Radius: 3'-10"
Outside Diameter: 7'-8"



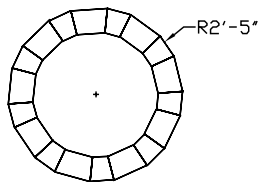
Large & Medium Units
Outside Radius: 3'-4"
Outside Diameter: 6'-8"



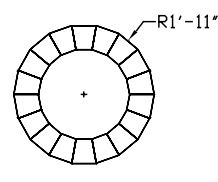
Large, Medium & Small Units
Outside Radius: 2'-11"
Outside Diameter: 5'-10"



Medium Units
Outside Radius: 2'-11"
Outside Diameter: 5'-10"



Medium & Small Units
Outside Radius: 2'-5"
Outside Diameter: 4'-10"



Small Units
Outside Radius: 1'-11"
Outside Diameter: 2'-10"

For more pattern options visit belgard.com/products/retaining_walls

PALLET INFORMATION / ESTIMATING CHART

	Unit Height	Unit Front Width	Unit Back Width	Unit Depth	Ln Ft/ Pallet	SqFt/ Pallet	SqFt/ Unit	Unit Weight	Pallet Weight	Units/ Pallet
Wall Total	-	-	-	-	-	42	-	-	3400	126
Large Unit	4"	16"	13"	8"	-	-	.45	36.4	-	42
Medium Unit	4"	12"	9"	8"	-	-	.33	26.1	-	42
Small Unit	4"	8"	5"	8"	-	-	.22	16.9	-	42
Cap Total	-	-	-	-	91.7	-	-	-	2621	96
Full Cap Unit	3"	12.5"	8.65"	11"	-	-	-	28.3	-	88
Half Cap Unit	3"	6.25"	4.325"	11"	-	-	-	14.15	-	16 (=8 full)

ITEM CODES *items are palletized by columns below*

Color	Wall Total	Cap Unit
Ashbury Haze	16254050	16254130
Bannockburn Red	16254055	16254135
Bristol Beige	16254060	16254140
Brookstone Slate	16254065	16254145
Cotswold Mist	16254070	16254150
Danville Beige	16250379	16250382
Gascony Tan	16254080	16204210

*Note: 36 SqFt/Pallet when used as Freestanding Wall.

WESTON STONE® UNIVERSAL

Freestanding & Retaining Wall



RESIDENTIAL	COMMERCIAL	STEPS	COLUMNS	FIREPIT	RETAINING WALLS	MAILBOX	FINISHES					
							STRAIGHT	BEVELED	NATURAL	SPLIT FACE	WEATHERED	ANTIQUED
✓		✓	✓	✓	✓	✓	✓			✓		

PRODUCT SPECIFICATIONS

Universal		Cap	
4 x 12 x 8		3 x 12 1/2 / 8 5/8 x 11	



WESTON STONE UNIVERSAL LAYING GUIDE

For more pattern options visit belgard.com/products/retaining_walls

PALLET INFORMATION / ESTIMATING CHART										
	Unit Height	Unit Front Width	Unit Back Width	Unit Depth	Ln Ft/ Pallet	SqFt/ Pallet	SqFt/ Unit	Unit Weight	Pallet Weight	Units/ Pallet
Universal	4"	12"	12"	8"	-	39.6	.33	30	3614	120
Cap Total	-	-	-	-	91.7	-	-	-	2624	96
Full Cap Unit	3"	12.5"	8.65"	11"	-	-	-	28.3	-	88
Half Cap Unit	3"	6.25"	4.325"	11"	-	-	-	14.15	-	16 (=8 full)

ITEM CODES <i>items are palletized by columns below</i>		
Color	Wall Total	Cap Unit
Ashbury Haze	16254155	16254130
Bannockburn Red	16254115	16254135
Bristol Beige	16254120	16254140
Brookstone Slate	16254125	16254145
Cotswold Mist	16254160	16254150
Danville Beige	16250381	16250382
Gascony Tan	16254165	16204210


WESTON STONE® FIRE PIT KIT



RESIDENTIAL	COMMERCIAL	STEPS	COLUMNS	FIREPIT	RETAINING WALLS	MAILBOX	FINISHES					
							STRAIGHT	BEVELED	NATURAL	SPLIT FACE	WEATHERED	ANTIQUED
✓				✓			✓				✓	

PRODUCT SPECIFICATIONS

Tapered Medium Unit / Small Unit	Universal
4 x 12 x 8 4 x 8 x 8 	4 x 12 x 8



FIRE PIT KITS INSTALLATION INSTRUCTIONS.

Before you begin, check the building code in your area and with your local fire department. There may be restrictions on open fires or requirements as to where you can place the fire pit in relation to your house or other structures.

The fire pit should sit on a firm, non-combustible base, such as 6” of compacted gravel. Dig a hole at the center point approximately 12” wide by 2’ deep and fill it with crushed stone. The hole acts like a sump to drain rainwater, ashes and soot.

- Use the insert as a guide to lay out the first course. Place it on the ground and position the block around the frame. Set aside the ring.

Round: 8 Large and 10 small units per layer
 Square: 12 units per layer
 Inside Diameter - 39.5”

- Position the second course by offsetting the joints from the block in the row below. For a uniform inside diameter, plumb the units to the back of the block. Repeat this for the remaining courses until you have reached the desired height.

Round: 4 courses
 Square: 4 courses
 Inside Diameter: - 28”

Insert the fire-ring into the blocks and check for a snug fit around the top flange. Fill the fire pit with a graded stone or sand to the bottom of the inside flange. Reposition blocks if needed. A few dabs of construction grade adhesive along the outside edge may be used to secure the top two layers of block.



For more pattern options visit belgard.com/products/retaining_walls

PALLET INFORMATION / ESTIMATING CHART										
	Unit Height	Unit Front Width	Unit Back Width	Unit Depth	Ln Ft/ Pallet	SqFt/ Pallet	SqFt/ Unit	Unit Weight	Pallet Weight	Units/ Pallet
Universal	4”	12”	12”	8”	-	-	.33	30	1520	48
Tapered Total	-	-	-	-	-	-	-	-	1532	-
Tapered Medium	4”	12”	9”	8”	-	-	.33	27.1	-	32
Tapered Small	4”	8”	5”	8”	-	-	.22	16.9	-	40

ITEM CODES <i>items are palletized by columns below</i>		
Color	Round Kit	Square Kit
Ashbury Haze	16254051	16254156
Cotswold Mist	16254071	16254161
Gascony Tan	16254081	16254166

COPING, EDGERS & STEPS

ANGLIA EDGER®

Edger



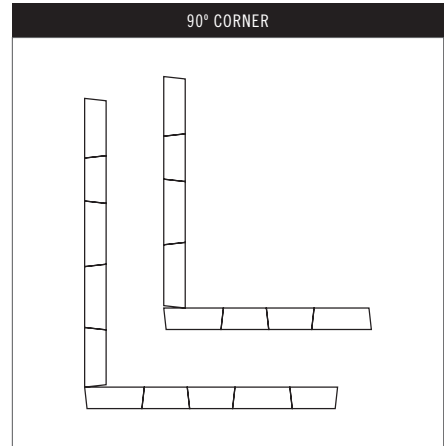
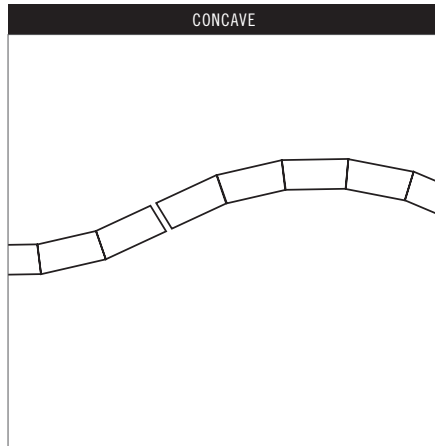
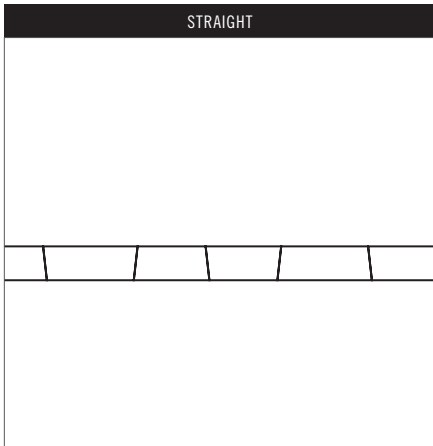
PEDESTRIAN	LIGHT TRAFFIC	REGULAR TRAFFIC	HEAVY TRAFFIC	PERMEABLE	ADA	COLORGARD PROCESS	TEXTUREGARD PROCESS	FINISHES			
								NATURAL	SMOOTH	TUMBLER	ANTIQUED
						✓		✓			

PRODUCT SPECIFICATIONS

X Large Rectangle		Large Rectangle		Medium Rectangle		Small Rectangle	
5 1/4 x 17 3/4 x 8		5 1/4 x 15 5/8 x 8		5 1/4 x 10 x 8		5 1/4 x 7 5/8 x 8	



ANGLIA EDGER LAYING GUIDE



For more pattern options visit belgard.com/products/finishing_touches

PALLET INFORMATION / ESTIMATING CHART									
	Unit Height	Unit Length	Unit Width	Ln Ft/ Pallet	Ln Ft/ Layer	Ln Ft/ Unit	Units Pallet	Unit Weight	Pallet Weight
Total	-	-	-	68	-	-	60	-	2726
X Large Rectangle	8"	17.5"	5"	35	-	-	24	52	-
Large Rectangle	8"	15.5"	5"	15.5	-	-	12	47	-
Medium Rectangle	8"	10"	5"	10	-	-	12	31	-
Small Rectangle	8"	7.5"	5"	7.5	-	-	12	25	-

ITEM CODES	
Color	Item Code
Gascony Tan	12050047
Cotswold Mist	12050048

BULLNOSE 6" COPING


Coping



PEDESTRIAN	LIGHT TRAFFIC	REGULAR TRAFFIC	HEAVY TRAFFIC	PERMEABLE	ADA	COLORGARD PROCESS	TEXTUREGARD PROCESS	FINISHES			
								NATURAL	SMOOTH	TUMBLED	ANTIQUED
						✓			✓	✓	

PRODUCT SPECIFICATIONS

Bullnose 6"	
5 15/16 x 11 13/16 x 3 1/8	



BULLNOSE 6" COPING LAYING GUIDE

For more pattern options visit belgard.com/products/finishing_touches

PALLET INFORMATION / ESTIMATING CHART

	Unit Height	Unit Length	Unit Width	Ln Ft/ Pallet	Ln Ft/ Layer	Ln Ft/ Unit	Units Pallet	Unit Weight	Pallet Weight
Total	3.125"	12"	6"	60	12	0.5	120	17.5	2076

ITEM CODES

Color	Standard	Weathered
Ashbury Haze	10200140	10200169
Charcoal	10200142	10200171
Cotswold Mist	10200141	10200170
Gascony Tan	10200143	10200172

GRANIKA STEP™


Step Unit



PEDESTRIAN	LIGHT TRAFFIC	REGULAR TRAFFIC	HEAVY TRAFFIC	PERMEABLE	ADA	COLORGARD PROCESS	TEXTUREGARD PROCESS	FINISHES			
								NATURAL	SPLIT FACE	TUMBLED	ANTIQUED
✓						✓		✓	✓		

PRODUCT SPECIFICATIONS

Granika Step	
38 x 16 x 6	



GRANIKA STEP LAYING GUIDE

For more pattern options visit belgard.com/products/finishing_touches

PALLET INFORMATION / ESTIMATING CHART									
	Unit Height	Unit Width	Unit Depth	Ln Ft/ Pallet	Ln Ft/ Layer	Ln Ft/ Unit	Units Pallet	Unit Weight	Pallet Weight
Total	6"	38"	16"	-	-	-	8	273 lbs	2250

ITEM CODES	
Color	Total
Ashbury Haze	16250559
Danville Beige	16250703
Cotswold Mist	16250701
Gascony Tan	16250776

OUTDOOR
ELEMENTS & KITS

BRIGHTON SERIES™



PRODUCT SPECIFICATIONS

BRIGHTON FIREPLACE



- BTFFPAW (36" wood)
- BTFFPABG (Natural gas, without chimney)
- BTFFPATG (Natural gas, with chimney/top)
- BTFFPABGL (LP burning, without chimney/top)
- BTFFPATGL (LP burning, with chimney/top)

Approximate Weight:
Bottom Unit-4495 lbs.
Top Unit-1130 lbs.

Rough Dimensions:
3.3'D X 4.3'W X 8.5'H

Please note NG and LP are special order units and may have an increased lead time. Contact your rep for info.

BRIGHTON WOOD BOXES



- BTWDBX

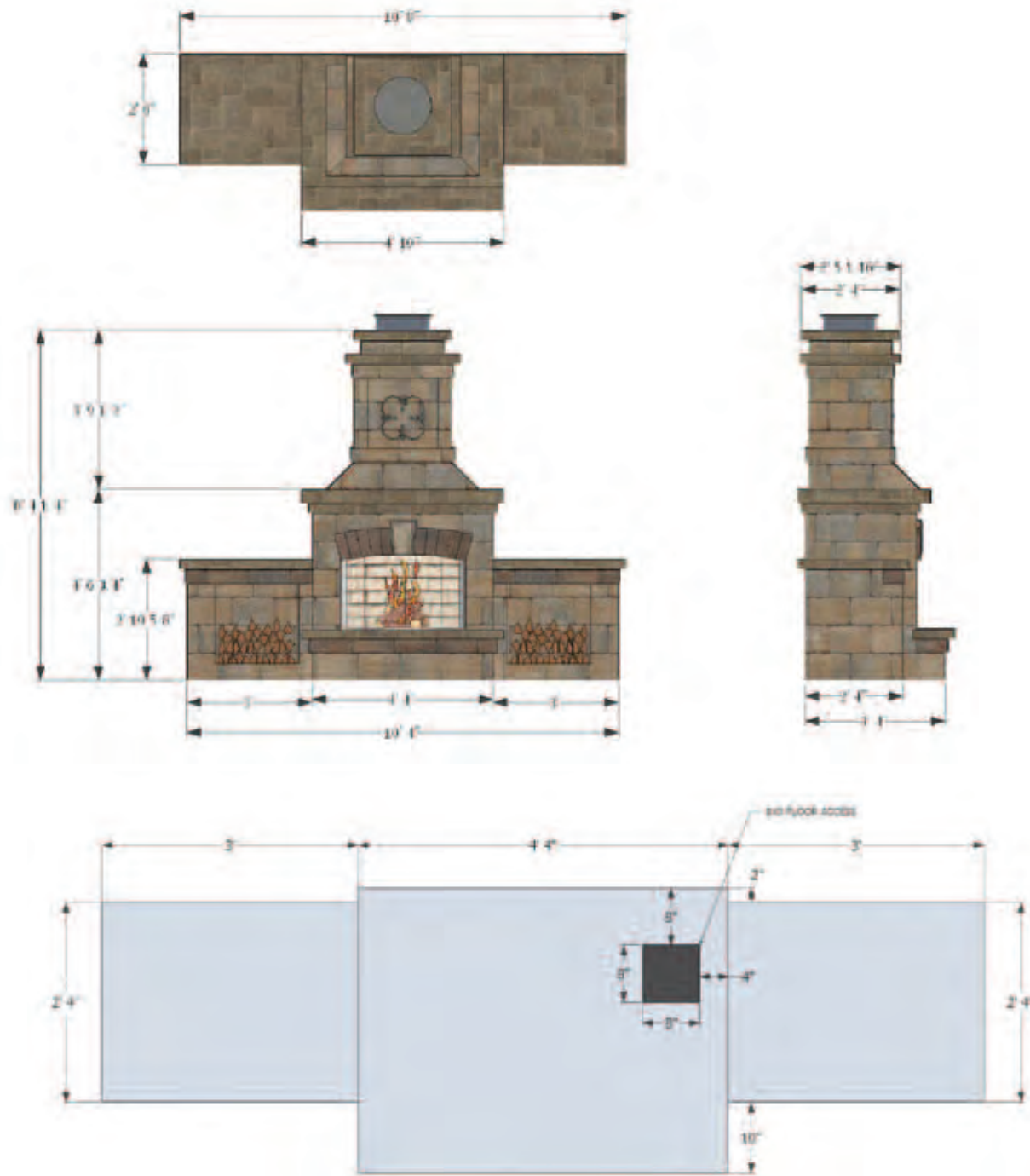
Approximate Weight per box: 1240 lbs.

Rough Dimensions: 2.3'D X 3'W X 2.9'H

STOCK ITEM CODES		
Color	Wood Burning Fireplace	Wood Boxes
Gascony Tan/ Ashbury Haze	7058007	70300046

SPECIAL ORDER COLORS	
Body	Accent
Ashbury Haze	Gascony Tan
Bristol Beige	Gascony Tan
Brookstone Slate	Cotswold Mist
Cotswold Mist	Brookstone Slate

PRODUCT DIMENSIONS



BRISTOL SERIES™



PRODUCT SPECIFICATIONS

BRISTOL FIREPLACE



- BLFRPW (36" wood)
- BLFRPBOG (Natural gas, without chimney)
- BLFRPBG (Natural gas, with chimney/top)
- BLFRPBOL (LP burning, without chimney/top)
- BLFRPBL (LP burning, with chimney/top)

Approximate Weight:
Bottom Unit-3935 lbs.
Top Unit-3100 lbs.

Rough Dimensions:
3'D X 5'W X 9.5'H

Please note NG and LP are special order units and may have an increased lead time. Contact your rep for info.

BRISTOL WOOD BOXES



- BLWDBX

Approximate Weight per box: 1900 lbs.

Rough Dimensions: 2.3'D X 3'W X 3.25'H

BRISTOL ARCHED HEARTH



- BLHTA

Approximate Weight: 1080 lbs.

Rough Dimensions: 2'D X 5'W X .9'H


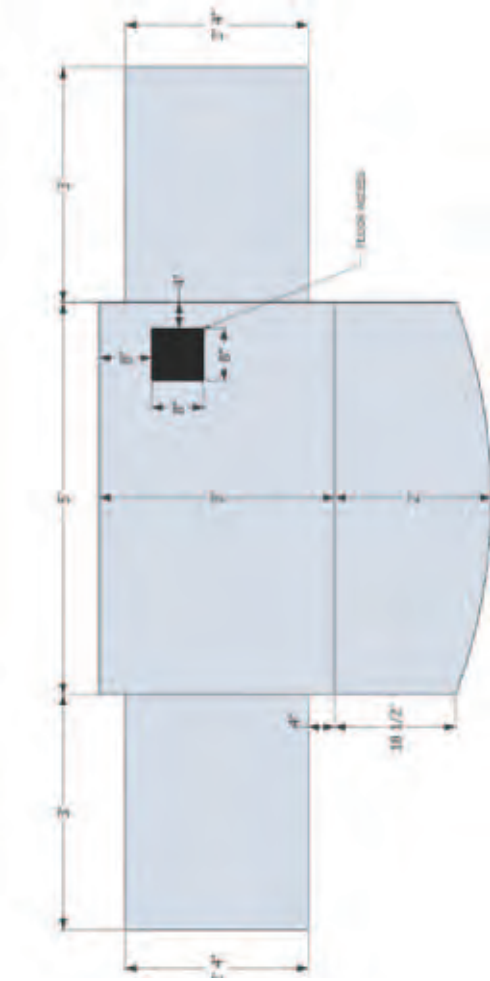
STOCK ITEM CODES

Color	Wood Burning Fireplace	Wood Boxes	Hearth
Gascony Tan/ Ashbury Haze	70580261	70580334	70580262

SPECIAL ORDER COLORS

Body	Accent
Ashbury Haze	Gascony Tan
Bristol Beige	Gascony Tan
Brookstone Slate	Cotswold Mist
Cotswold Mist	Brookstone Slate

PRODUCT DIMENSIONS



BRISTOL SERIES™



PRODUCT SPECIFICATIONS

BRISTOL BRICK OVEN



- BLBRO
- Approximate Weight:
 Bottom Unit-3015 lbs.
 Top Unit-3485 lbs.
- Rough Dimensions:
 4'D X 4'W X 8.1'H

BRISTOL GRILL ISLAND

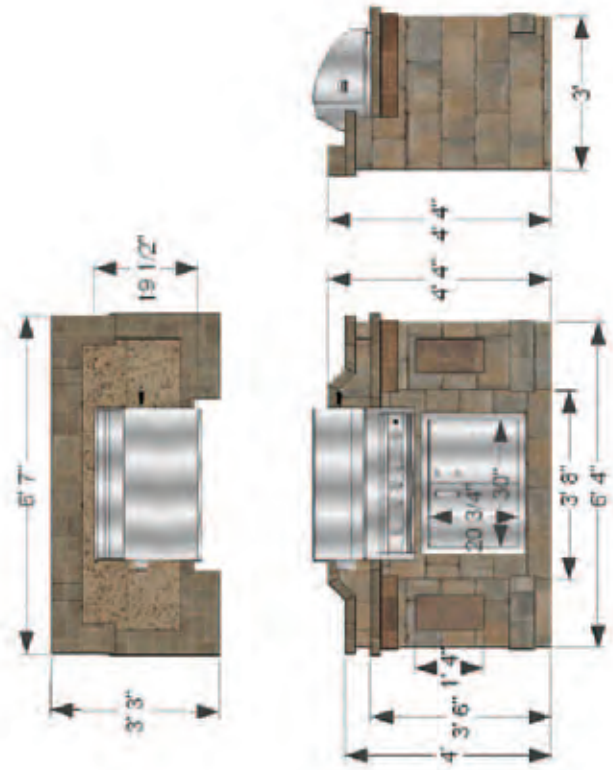

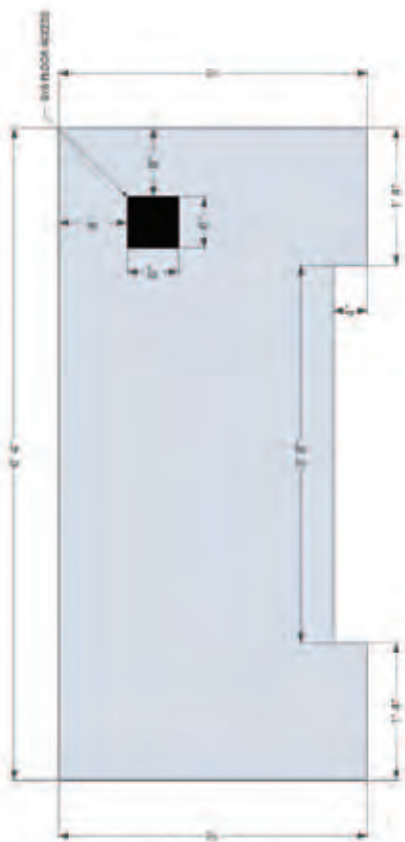


- BLGRISL
- Approximate Weight: 3834 lbs.
- Rough Dimensions:
 3'D X 6.3'W X 4.3'H
- Includes: 3 Burner 36" Grill
 Includes: 30" Double door
- Please specify NG or LP when ordering.
 Not actual grill and doors shown.

NON-STOCK ITEM CODES		
Color	Brick Oven	Grill Island
Gascony Tan/ Ashbury Haze	70583280	70300074

SPECIAL ORDER COLORS	
Body	Accent
Ashbury Haze	Gascony Tan
Bristol Beige	Gascony Tan
Brookstone Slate	Cotswold Mist
Cotswold Mist	Brookstone Slate

PRODUCT DIMENSIONS



WEXFORD SERIES™



PRODUCT SPECIFICATIONS

WEXFORD FIREPLACE



- WXFRPW (36" wood)
- WXFRPBOG (Natural gas, without chimney)
- WXFRPBG (Natural gas, with chimney/top)
- WXFRPBOL (LP burning, without chimney/top)
- WXFRPBL (LP burning, with chimney/top)

Approximate Weight:
Bottom Unit-3943 lbs.
Top Unit-3100 lbs.

Rough Dimensions:
3'D X 5'W X 9.5'H

Please note NG and LP are special order units and may have an increased lead time. Contact your rep for info.

WEXFORD WOOD BOXES



- WXWDBX
Approximate weight per box: 1900 lbs.
Rough dimensions: 2.3'D X 3'W X 3.25'H

WEXFORD STRAIGHT HEARTH

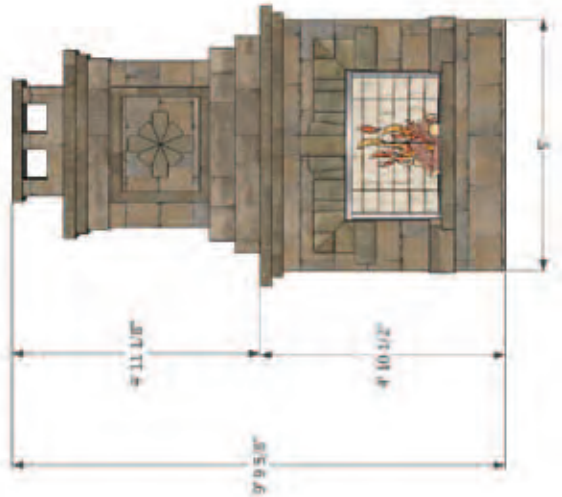



- WXHTS
Approximate weight: 1160 lbs.
Rough dimensions: 2'D X 5'W X .9'H

NON-STOCK ITEM CODES			
Color	Wood Burning Fireplace	Wood Boxes	Hearth
Gascony Tan/ Gascony Tan	70580130	70580391	70583269

SPECIAL ORDER COLORS	
Body	Accent
Ashbury Haze	Gascony Tan
Bristol Beige	Gascony Tan
Brookstone Slate	Cotswold Mist
Cotswold Mist	Cotswold Mist

PRODUCT DIMENSIONS



WEXFORD SERIES™



PRODUCT SPECIFICATIONS

WEXFORD BRICK OVEN



- WXBRO

Approximate Weight:
Bottom Unit-3040 lbs.
Top Unit-3800 lbs.

Rough Dimensions:
4'D X 4'W X 8.1'H

WEXFORD GRILL ISLAND



- WXGRISL

Approximate Weight: 3895 lbs.


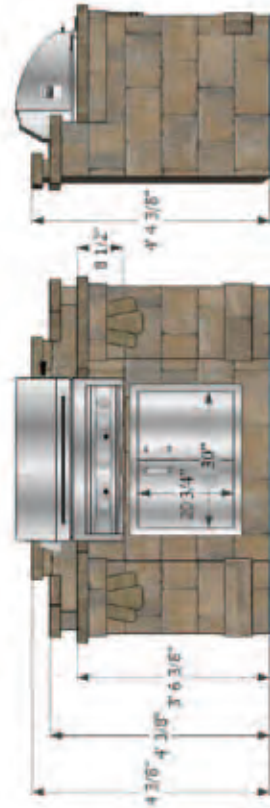
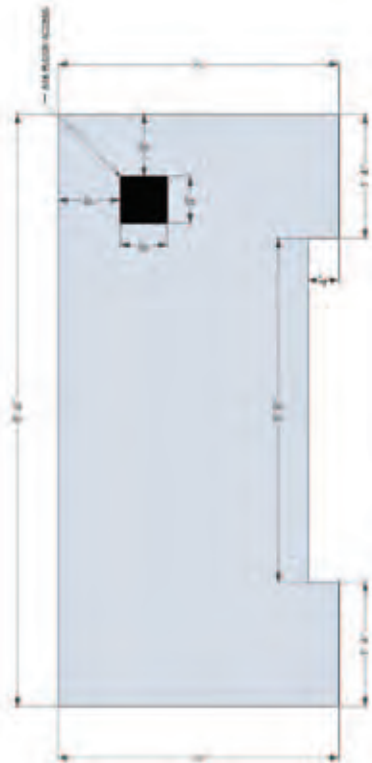
Rough Dimensions:
3'D X 6.3'W X 4.3'H

Includes: 3 Burner 36" Grill
Includes: 30" Double door

Please specify NG or LP when ordering.
Not actual grill and doors shown

NON-STOCK ITEM CODES		
Color	Brick Oven	Grill Island
Gascony Tan/ Gascony Tan	70580396	70580533

SPECIAL ORDER COLORS	
Body	Accent
Ashbury Haze	Gascony Tan
Bristol Beige	Gascony Tan
Brookstone Slate	Cotswold Mist
Cotswold Mist	Cotswold Mist



JAMESTOWN SERIES™



PRODUCT SPECIFICATIONS

JAMESTOWN FIREPLACE



- JMFRPW (36" wood)
- JMFRPBOG (Natural gas, without chimney)
- JMFRPBG (Natural gas, with chimney/top)
- JMFRPBOL (LP burning, without chimney/top)
- JMFRPBL (LP burning, with chimney/top)

Approximate Weight:
Call for details

Rough Dimensions:
3'D X 5'W X 9.5'H

Please note NG and LP are special order units and may have an increased lead time. Contact your rep for info.

JAMESTOWN WOOD BOXES



- JMWDBX

Approximate Weight per box: Call for details

Rough Dimensions: 2.3'D X 3'W X 3.25'H

JAMESTOWN HEARTH




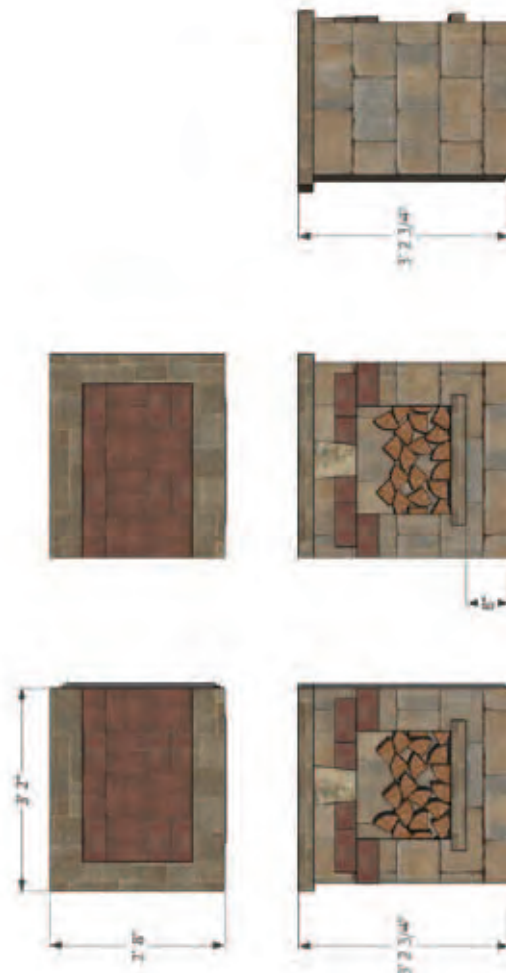
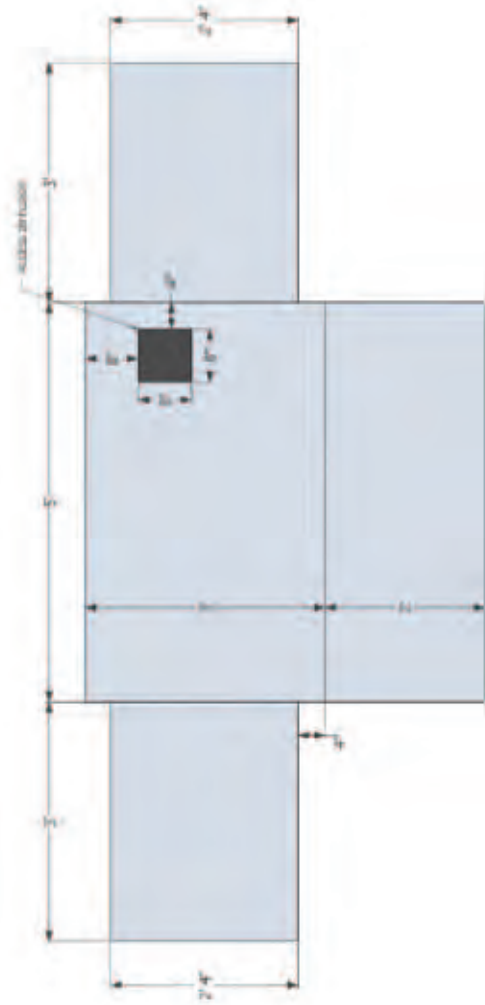
- JMHTS

Approximate Weight: Call for details

Rough Dimensions: 2'D X 5'W X .9'H

NON-STOCK ITEM CODES			
Color	Wood Burning Fireplace	Wood Boxes	Hearth
Gascony Tan/ Jamestown	70580103	70580105	70580104

PRODUCT DIMENSIONS



BORDEAUX SERIES™



PRODUCT SPECIFICATIONS

BORDEAUX FIREPLACE




Approximate Weight:
Bottom Unit-2900 lbs.
Top Unit-1300 lbs.

Rough Dimensions:
3'D X 4.5'W X 7.5'H

STOCK ITEM CODES	
Color	Item Code
Avondale	70300791

PRODUCT DIMENSIONS



BORDEAUX SERIES™



PRODUCT SPECIFICATIONS

BORDEAUX GRILL ISLAND

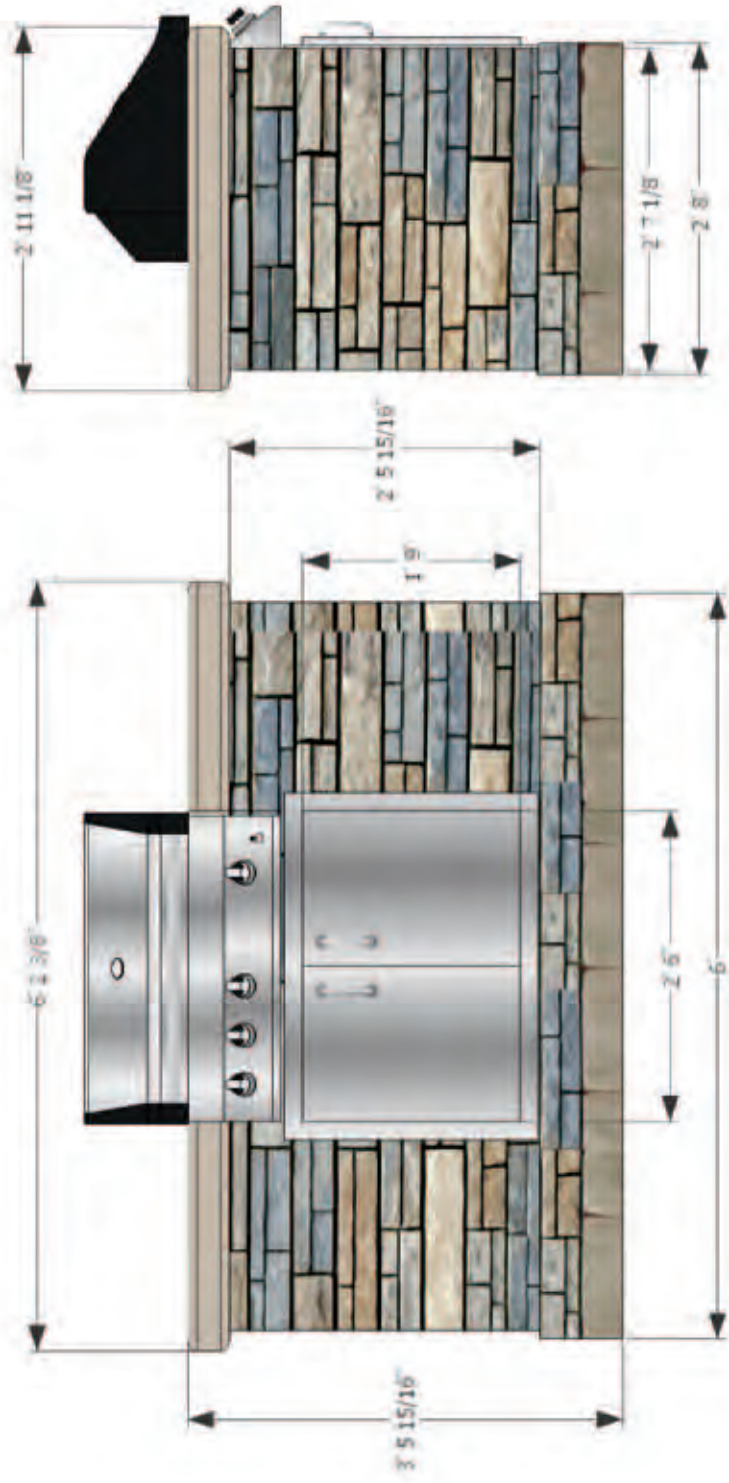


Approximate Weight:
2660 lbs

Rough Dimensions:
3'D X 6'W X 3.5'H


STOCK ITEM CODES	
Color	Item Code
Avondale	70589002

PRODUCT DIMENSIONS





STRAIGHT KITCHEN



DELUXE KITCHEN



"L" KITCHEN



"U" KITCHEN

LED Wall Light




ITEM CODE

70583146

Lighting Locations
For Fireplace Set



Lighting Locations
For Grill Island



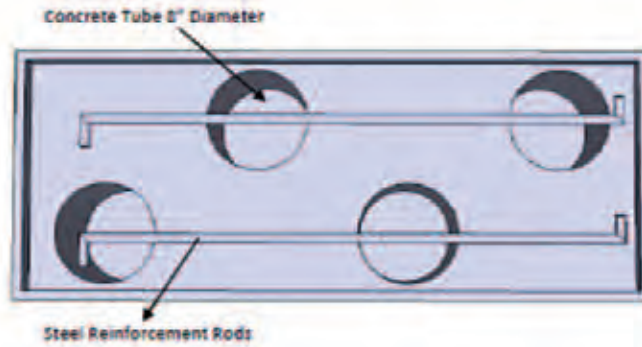
Lighting Locations
For Brick Oven



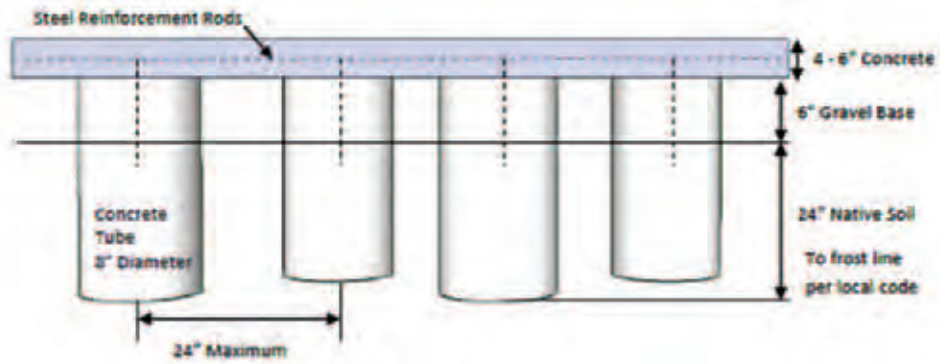
Typical Cross Section for Concrete Pad Installation

***The following measurements are a suggestion. Always check your local building codes first.*

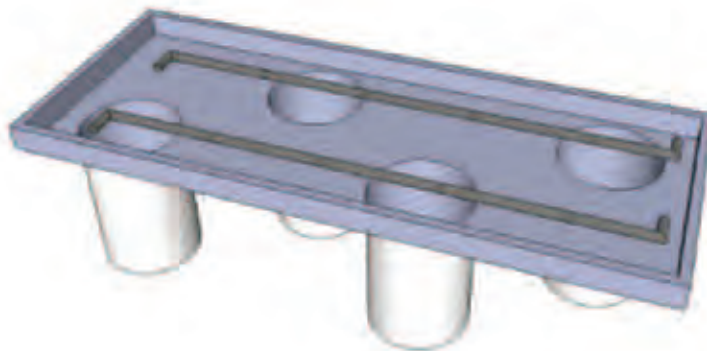
Top View



Side View

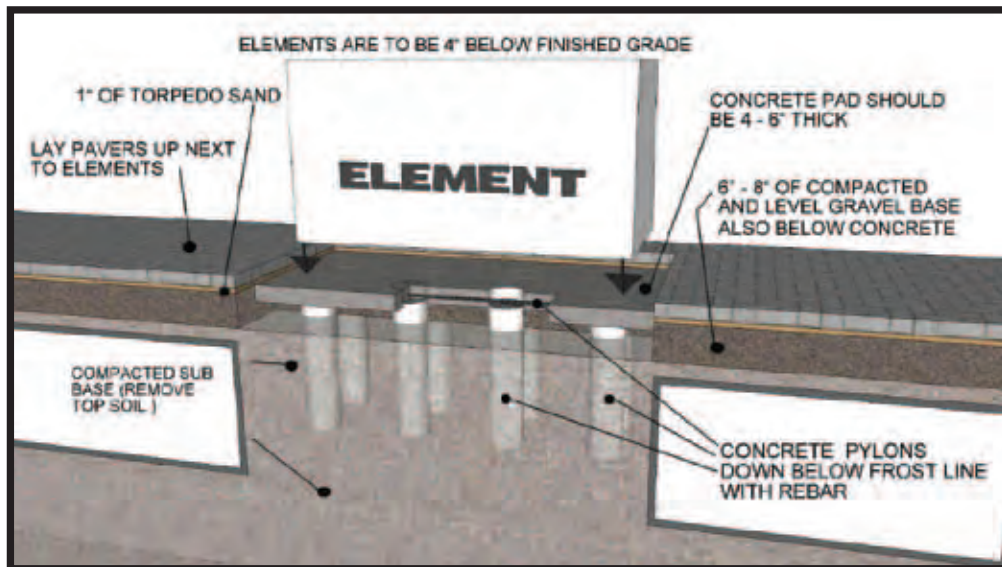


3D View



Elements are very easy to install. Here are a couple cross section details to consider. Keep in mind, these are not engineered plans. Make sure you check with your local municipality for their requirements when installing Elements. Here are a few other key points to remember:

- Always place a piece of material (plywood or carpet work well) between your forks and the Elements to prevent chipping.
- Always transport the Element on the pallet it comes with until you are ready to place on the permanent location.
- Make sure to use a ratchet strap to secure the Element to the loader when transporting and placing.
- Handle Elements with care - they are concrete, but not indestructible.
- Make sure to size the machine to the Elements weight.
- All Elements are designed to be buried 4" below finish grade.



This Element has been manufactured by Belgard Hardscapes, a division of Oldcastle Architectural, Inc. Belgard warrants to the first consumer purchaser (but not to any transferees or subsequent owners) that the Element will be free from defects in workmanship and materials, under normal use, for as long as the Element is owned by such first consumer purchaser, and that the Element, when installed and used in accordance with the written installation manual, shall comply with all applicable federal, state and local laws. If the Element includes a fireplace, it shall comply with the requirements of the Standards for Factory-Built Fireplaces (UL-127). Notwithstanding the foregoing, some third party accessories and components such as fire pit/table pans and screens, gas fire pit components, brick oven domes, fireplace screens, glass doors, and remote controls, water feature pumps and spillways, lighting and electrical, sinks and faucets, stainless kitchen doors, stainless appliances, and countertop material sold with or incorporated into the Element are warranted only for the shorter of the warranty period above or the following specific periods set forth below, and are subject to the limitations described below: Please see specific manufacturer's warranty for more details.

The above warranty periods begin on the date of initial purchase of the Element by the first consumer purchaser. All warranties expire upon any transfer or change of ownership of the Element (or the residence at which it is first installed) to any person other than the first consumer purchaser.

Belgard's sole obligation under this express warranty shall be, at Belgard's option and expense, to replace the Element or part, or to repair the Element or part. Belgard warrants any replaced Element or part for a period of ninety (90) days from shipment, or through the end of the original warranty period, whichever is longer. All Elements or parts that are replaced become the property of Belgard.

Belgard makes no warranty regarding texture, color, color change, efflorescence, fading or other aesthetic characteristics of any Element. Belgard does not guarantee that any replacement components will be an exact match to the color or texture of the original Element.

This limited warranty is void in cases of damage in transit, negligence, abuse, abnormal usage, misuse, accidents, improper maintenance or any unauthorized repair, modification or adjustment of the Element. This limited warranty does not cover labor or other costs or expenses associated with repairs performed by anyone other than Belgard or one of Belgard's authorized agents absent Belgard's prior written consent. Any implied warranties are limited to the duration of this express warranty. Some states do not allow the limitation on implied warranties so the foregoing limitation may not apply to you. In the event that the exclusive remedies provided above fail, Belgard's liability shall be limited to an amount equal to the original purchase price paid by the first consumer purchaser. Under no circumstances shall Belgard be liable for any special, indirect, incidental, consequential, punitive or similar damages, all of which are expressly excluded from this warranty and from any implied warranty arising under state law, including any implied warranty of merchantability and any implied warranty of fitness for a particular purpose, and some states do not allow the exclusion or limitation of incidental or consequential damages, so the above limitation or exclusion may not apply to you. This warranty gives you specific legal rights, and you may also have other rights which vary from state to state. This limited warranty applies to Elements installed in or at personal residences only. No warranty whatsoever, express or implied, is made with respect to commercial applications.



CHIGAGO BRICK OVEN™



PRODUCT SPECIFICATIONS

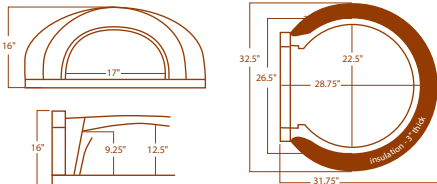
CBO-500 Bundle
 4-piece oven (Dome, Hearth (2 pieces), Arch, Decorative Door, Flue Adaptor) Install Kit (Insulating Board, Insulating Blanket, Mortar) Cooking Kit (Pizza Peel, Brush)



CBO-750 Bundle
 5-piece oven (Dome, Hearth, Arch, Decorative Door, Flue Adaptor, Flue Adaptor Ring) Install Kit (Insulating Board, Insulating Blanket, Mortar) Cooking Kit (Insulating Door, Pizza Peel, Brush)

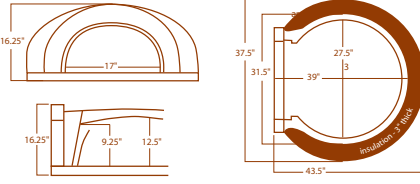


Model 500



Cooking Surface	Height	Length	Width	Weight	Item Number
29" x 23"	16"	32.5"	31.75"	300	70300031

Model 750



Cooking Surface	Height	Length	Width	Weight	Item Number
41" x 28"	16.25"	37.5"	43.5"	480	70580500

Stationary



Etna

Color Availability	Model	Height	Depth	Width	Weight	Item Number
Copper	500	46"	32"	34"	500	70580509
Copper	750	46"	40"	35.5"	600	70580510

Pre-Assembled



Wexford

This preassembled brick oven consists of Weston Wall body with Old World Cobble, Dublin Cobble and Anchor Highland Accents. Comes standard with 750 Series brick oven.

Model	Height	Length	Width	Weight	Item Number
750	7.75'	4'	4'	6800	70300021

Mobile



Amici Series

Color Availability	Model	Height	Depth	Width	Weight	Item Number
Copper	500	61"	32"	34"	550	70580507
Copper	750	61"	32"	35.5"	650	70580508



Bristol

This preassembled brick oven consists of Weston Wall body with Urbana, Dublin Cobble and Anchor Highland Accents. Comes standard with 750 Series brick oven.

Model	Height	Length	Width	Weight	Item Number
750	7.75'	4'	4'	6500	70306097

ACCESSORIES

RG+ Polymeric Sand



- Becomes water resistant 90 minutes after installation
- Stays in place better than any other sand
- Resists erosion – Water, frost, wind, etc.
- Sets above 32°F
- Inhibits weed growth
- Resists ants and other insects
- Stabilizes pavers – Follows movements
- Applied dry – Hardens after being sprayed
- Minimum joint width 1/8"
- Maximum joint width 1"
- Minimum joint depth 1.5"

IL/WI/MN

Color	Weight	Coverage	Pallet	Item Number
RG+ Prairie Tan	50	Narrow Joints: 60-75 SqFt Wide Joints 25-40 SqFt	56	40105001 (NE21-637)
RG+ Prairie Grey	50	Narrow Joints: 60-75 SqFt Wide Joints 25-40 SqFt	56	40100004 (NE21-647)

HP2 Polymeric Sand



- Recommended for heavy traffic applications
- Optimal strength
- For high humidity applications
- Ideal for wide and false paver joints
- Becomes water resistant 90 minutes after application
- Sets above 32°F
- Inhibits weed growth
- Resists ants and other insects
- Stabilizes pavers – Follows movements
- Applied dry – Hardens after being sprayed
- Minimum joint width 1/8"
- Maximum joint width 4"
- Minimum joint depth 1.5"

IL/WI/MN

Color	Weight	Coverage	Pallet	Item Number
HP2 Prairie Tan	50	Narrow Joints: 60-75 SqFt Wide Joints 25-40 SqFt	56	40100202 (NE21-037)
HP2 Prairie Grey	50	Narrow Joints: 60-75 SqFt Wide Joints 25-40 SqFt	56	40100005 (NE21-047)

Please Read

Techniseal.com 5 STEPS FOR A SUCCESSFUL POLYMERIC SAND INSTALLATION Techniseal® Protect and Beautify

1

Sweep

Using a push broom, sweep product so as to fill joint completely.

2

Compact

Pass a plate vibrator over the entire surface.

3

Blow

Remove all sand residue with a leaf blower.

4

Shower

Set spray nozzle to "shower" and wet 200 sq. ft. for 30 seconds, twice.

5

Blow

Use a blower to blow the excess water off and help prevent white haze.

DON'Ts	DOs
NEVER sweep Polymeric Sand over damp pavers	ALWAYS ensure pavers are dry before sweeping Polymeric Sand over them
NEVER wet joints prior to removing Polymeric Sand residue from the surface	ALWAYS remove all Polymeric Sand residue prior to wetting the joints. A leaf blower works best
NEVER use a fine mist to wet Polymeric Sand	ALWAYS set the nozzle to «Shower». Wait only a few seconds before wetting the surface again



Note: ALWAYS read the directions on the bag before starting installation or visit TECHNISEAL.COM for more information and to watch a video

Polybind Sand by Alliance



- For joints up to 1" maximum
- Sets up in 1 hour
- Sets above 32°F
- Helps prevent weed sprouting, insect damage and erosion
- 10 year warranty

IL/WI/MN

Color	Weight	Coverage	Pallet	Item Number
Nevada Tan	50	Narrow Joints: 65-85 SqFt Wide Joints 22-42 SqFt	56	40100059
Oxford Grey	50	Narrow Joints: 65-85 SqFt Wide Joints 22-42 SqFt	56	40100060
Ivory	50	Narrow Joints: 65-85 SqFt Wide Joints 22-42 SqFt	56	40100058

Polybind Complete Sand by Alliance



- Can be applied on drainage and non-drainage systems
- Used for overlay applications
- Recommended for pool decks
- For joints up to 1" maximum
- Recommended for wetcast products
- Sets in 1 hour on drainage bed/ 24 hours on non-drainage bed
- Sets above 32°F
- Helps prevent weed sprouting, insect damage and erosion
- 10 year warranty

IL/WI/MN

Color	Weight	Coverage	Pallet	Item Number
Nevada Tan	50	Narrow Joints: 65-85 SqFt Wide Joints 22-42 SqFt	56	40100061
Oxford Grey	50	Narrow Joints: 65-85 SqFt Wide Joints 22-42 SqFt	56	40100062
Ivory	50	Narrow Joints: 65-85 SqFt Wide Joints 22-42 SqFt	56	40100063

Polybind Dust by Alliance



- Coverage will vary with application
- For joints up to 4" maximum/ 1/2" minimum
- Requires 24 hrs of set up
- Sets above 59°F
- Compatible with all stone types
- Helps prevent weed sprouting, insect damage and erosion
- 10 year warranty

IL/WI/MN

Color	Weight	Coverage	Pallet	Item Number
Tan	50	Will vary with application	56	40100064
Grey	50	will vary with application	56	40100065

WET LOOK

Wet Look Gloss Finish (WLWR)



WI/MN Only

Volume	Coverage	Item Number
1 Gallon	80 to 150 SqFt	60300062
5 Gallons	400 to 750 SqFt	60304351

- Enhances original colors and gives a wet look
- Provides a gloss finish
- Forms a highly durable protective film for easy cleaning
- Solvent Based
- Microporous, lets surface breathe

Wet Look Gloss Finish (WL4)



IL

Volume	Coverage	Item Number
1 Gallon	80 to 150 SqFt	60304310 (121-133)
5 Gallons	400 to 750 SqFt	60304330 (121-136)

- Enhances paver color
- Recommended for driveways, parking lots, patios and walkways
- Optimal oil repellency
- 1 gal. covers up to 150 SqFt
- Solvent-based

COLOR BOOST

Color Boost Matte Finish (CB)



IL/WI/MN

Volume	Coverage	Item Number
1 Gallon	80 to 150 SqFt	60300127 (121-393)
5 Gallons	400 to 750 SqFt	60300126 (121-396)

- Enhances the original color of new or worn pavers
- Recommended for pool decks, patios, walkways and retaining walls
- Transparent, leaves a matte finish
- Water-based, environmentally friendly
- Penetrating, won't make the surface more slippery
- Protects against oil, water and dirt
- Weatherproof - protects against freeze-thaw cycles, sun, rain and calcium

NATURAL LOOK

Natural Look Matte Finish (iN)



IL/WI/MN

Volume	Coverage	Item Number
1 Gallon	120 SqFt	60305100 (121-313)
5 Gallons	600 SqFt	60304120 (221-318)

- Transparent, invisible finish
- Non film-forming - ideal for slippery surfaces
- Protects against oil and dirt
- Ideal for porous material such as concrete pavers and slab, natural stone, concrete walls, poured concrete, etc.
- Water resistant - prevents mildew and is weather proof. Protects against freeze-thaw cycles, sun and rain. Is also resistant to calcium
- Water based, low solvent and environmentally friendly

RECOATER

Wet Look Recoater (Gloss Finish) WL5



WI/MN Only

Volume	Coverage	Item Number
1 Gallon	150 SqFt	60300049 (121-103)
5 Gallons	750 SqFt	60300057 (121-106)

- Specially formulated to recoat WLWR or WL5 protector
- Adds a rich, glossy finish and satin appearance to pavers
- Won't flake, won't fade and will resist the assaults of weather
- Ideal for Wet Cast products
- Less Slip than standard Wet Look Sealers

REPELLANT

Wet Look Gloss Finish (WR7)



IL/WI/MN

Volume	Coverage	Item Number
1 Gallon	150 SqFt	60303570 (121-383)
5 Gallons	750 SqFt	60303580 (121-386)

- Preserves natural color of surfaces
- Recommended for vertical surfaces such as concrete bricks, manufactured/natural stones and retaining walls
- Optimal protection against water penetration, frost, etc.

STABILIZER

PERMEABLE JOINT STABILIZER (SATIN FINISH)



IL/WI/MN

Volume	Coverage	Item Number
1 Gallon	140 SqFt	60305110 (121-413)
5 Gallons	700 SqFt	60304760 (221-418)

- Bonds sand/aggregates in place within pavement joints
- Allows water penetration for drainage
- Film-forming – Satin finish
- Protects against oil and dirt penetration
- Makes surface easier to clean
- Water-based – Microporous

Paver Prep/ Efflorescence Cleaner



IL/WI/MN

Volume	Coverage	Item Number
1 Gallon	200 SqFt	60101020 (121-534)
5 Gallons	1,000 SqFt	60101270 (121-536)

- Dislodges efflorescence and ground-in dirt.
- Brightens up color and prepares surface for the application of a sealant.
- Concentrated
- Must be diluted

IMPORTANT: Read and understand directions carefully before use.

Paver Restorer



IL/WI/MN

Volume	Coverage	Item Number
1 Gallon	400-800 SqFt	60300130 (121-604)

- Removes polymeric sand haze on concrete or clay pavers and slabs with little or no effect to paver color or surface
- Removes cement slurry

IMPORTANT: Read and understand directions carefully before use.

Rust Remover



IL/WI/MN

Volume	Coverage	Item Number
1 Quart	varies	60100930 (121-521)

- Effectively removes stains caused by metal, rusted water, fertilizer, etc.

Pavement with efflorescence (whitish salt) will appear spotted after the use of Rust Remover; for uniform results, finish by cleaning the entire surface with Efflorescence Cleaner. Do not use on natural stones or poured concrete.

Paint, Tar & Rubber Remover



IL/WI/MN

Volume	Coverage	Item Number
1 Quart	varies	60100780 (121-511)

- Removes sealant, paint, tar or bitumen, rubber and chewing gum.

Oil & Grease Remover



IL/WI/MN

Volume	Coverage	Item Number
1 Quart	varies	60100006 (121-591)

- Removes penetrated petroleum-based products
- Dislodges and encapsulates oil and grease
- Dries from a liquid to a powder
- No scrubbing. No rinsing. No mess.

Organic Stain Remover



IL/WI/MN

Volume	Coverage	Item Number
25 oz.	200 SqFt	60100007 (121-502)

- Minimum scrubbing required
- Effectively removes moss, mildew, bird droppings and leaves, wine, blood and non-greasy food stains
- Easy to rinse

Eco Stripper/Remover




IL/WI/MN

Volume	Coverage	Item Number
5 Gallons	175-200 SqFt	60100095 (291-596)


- Most water-based and solvent-based coatings, paints, sealers and stains
- For non film-forming or film-forming products
- Horizontal and vertical application
- Removes most stains, sealants and coatings without affecting the surface
- ECO-FRIENDLY: does not damage vegetation or substrate
- Turns into powder once dry
- New ad Improved formula for 2013

Synten 20




Dimensions	Item Code
4' x 45'	70200028

Synten 35



Dimensions	Item Code
6' x 150' (100 Sq Yds)	70303880

Synten 55



Dimensions	Item Code
6' x 150' (100 Sq Yds)	70303881

Versa-Grid 1.5



Dimensions	Item Code
4' x 50'	70201880

Versa-Green Containment Grid



Dimensions	Item Code
4' x 50'	70204570

Sleeve-It



Palletization	Weight	Item Code
6 units/box • 4 box/pallet	300-315 lbs/pallet	70712390

Slit Foam Roller



IL/WI/MN

Item Number
70711370

- Does not compress - Remains spongy
- Makes application easier and faster

Efflorescence Cleaner Sprayer



IL/WI/MN

Item Number
60101630

- Fits on 1 gal. of Efflorescence Cleaner
- Connects to a garden hose
- Provides a perfect water/cleaner mix

GLUES & ADHESIVES

RG Concrete Adhesive



IL/WI/MN

Item	Size	Units/Box	Item Number
RG	10.5 oz.	12	60050380
RG	29 oz.	12	60050540

- RG Ideal for retaining walls
- Resists the elements (frost, rain, etc.)
- Hardens quickly – Remains flexible
- Moisture cure urethane
- Economical

SPIKES & PERMEABLE INFILL

10" Edging Spikes



IL/WI/MN

Size	Amount/Box	Item Number
3/8" x 10"	150	10051405

Permeable Infill




IL/WI/MN

Product	Coverage	Sq Ft	Weight	Item Number
Eco-Brick	4 Bags	100	40	40200495
Subterra	6 Bags	100	40	40200495
Eco Dublin	4 Bags	100	40	40200495

PINS, PAVER EDGING

VERSA-TUFF PINS



IL/WI/MN

Size	Pins Per Box	Item Number
Standard Pins	500	16350030
Snap-Off Pins	500	16350060

KEYSTONE PINS



IL/WI/MN

Size	Pins Per Box	Item Number
Standard Pins	100	16352890
Shoulder Pins	100	40200488

Castle Guard



IL/WI/MN

Size	Units/Bundle	Bundles/Pallet	Weight/Pallet	Item Number
8'	24	30	1450	10051481

LIFTERS, BEDFORD CAPS, STARTER UNIT & FIRE BRICK

Versa-Lifter



IL/WI/MN

Item Number
70715036


Bedford Cap



IL/WI/MN

Size	Item Number
24" x 24" x 2 1/4" (Solid)	16206000
24" x 24" x 2 1/4" (With 1" Center Hole)	16206005
27" x 27" x 2 1/4" (Solid)	16206006
27" x 27" x 2 1/4" (With 1" Center Hole)	16206007
31" x 31" x 2 1/4" (Solid)	16206010
31" x 31" x 2 1/4" (With 1" Center Hole)	16206015

Retaining Wall Base / Starter Unit (Coming Soon)



Size	Item Number
12" x 18 1/2" x 3 1/2"	-

Fire Brick Splits



IL/WI/MN

Size	Item Number
9" x 4.5" x 1.25"	20253335



PAVER DESIGNS & ACCENTS


UNIQUE DESIGN IDEAS FOR A ONE-OF-A-KIND SPACE

VISUALLY APPEALING DESIGNS AND ACCENTS CAN ADD INTEREST AND DEPTH TO YOUR OUTDOOR LIVING AREA—DELINEATING AND DEFINING YOUR SPACE OR SECTIONS WITHIN IT. AND DEPENDING ON YOUR PERSONAL DESIRES, YOU MAY USE COMPLEMENTARY OR CONTRASTING ELEMENTS TO MAKE YOUR SPACE ONE-OF-A-KIND.

COMPLEMENTARY

COLORS & TEXTURES

Use pavers of complementary colors and textures to create a coordinated, harmonious outdoor space. Lighter tones open up an area while darker ones make a space feel smaller and more intimate. Add depth to your space by blending pavers of similar tones. Pair pavers in the same collection—Natural, Classic and Transitional—for complementary textures that define outdoor sections yet offer a smooth transition from one area to another.



CONTRASTING

COLORS & TEXTURES

Combine pavers of contrasting colors and textures to create an intricate and aesthetically appealing design. Define your space by using dark paver colors to line an area of light color, or vice versa. Add depth with contrasting textures. Use pavers from different collections—Natural, Classic and Transitional—to pair contrasting textures to accent your outdoor area and add visual appeal.


FOR MORE DESIGN & ACCENT IDEAS VISIT:
BELGARD.COM/ACCENTS



NORTHFIELD-WEST AN OLDCASTLE COMPANY

ONE HUNT COURT
MUNDELEIN, IL 60060
PH: 877.222.1557


2200 SOUTH MAIN STREET
WEST BEND, WI 53095
PH: 877.222.1557

 [Facebook.com/BelgardHardscapes](https://www.facebook.com/BelgardHardscapes)

 [Twitter.com/Belgard](https://twitter.com/Belgard)

 Belgard.com/Blog

 [Pinterest.com/Belgard](https://www.pinterest.com/Belgard)

 [YouTube.com/BelgardHardscapes](https://www.youtube.com/BelgardHardscapes)



BELGARD.COM