

# NE59M4310SS

SAMSUNG

## Samsung Freestanding Electric Range

5.9 cu. ft. Capacity



### Signature Features

#### 5.9 cu. ft. Capacity

- Cook multiple dishes at once or accommodate larger items for the holidays.

#### Flexible Cooktop

- Accommodates multiple pan sizes on 5 specialized elements with two dual elements.

#### Self Clean

- Cycle with 2, 3, or 5 hour settings for various cleaning needs.

### Available Colors



Stainless Steel (shown)



White



Black



5.9 cu. ft. Capacity



Powerful/Flexible Cooktop

### Features

- Large Oven Capacity – 5.9 cu. ft.
- Flexible Cooktop – Five Electric Elements
  - Two Dual Elements (6"/9")
  - Two Single Elements (6")
  - One Warming Center (7")
- Wide View Window
- Warming Center
- Hidden Bake Element
- Storage Drawer
- Sabbath Mode
- 2 Standard Baking Racks

### Convenience

- Self Clean
- Delay Bake
- Hot Surface Indicator Light
- Auto Oven Light
- Kitchen Timer
- Child Safety Lock

# NE59M4310SS

# SAMSUNG

## Samsung Freestanding Electric Range

5.9 cu. ft. Capacity

### Installation Specifications

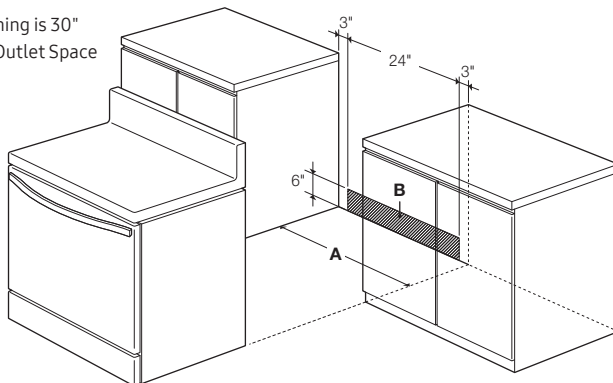
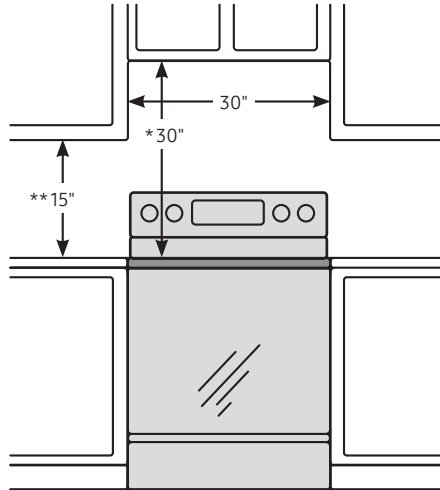
\*30" minimum clearance between the top of the cooking surface and the bottom of an unprotected wood or metal cabinet; or 24" minimum when the bottom of the wood or metal cabinet is protected by not less than 1/4" flame-retardant millboard covered with not less than no. 28 MSG sheet steel, 0.015" stainless steel, 0.024" aluminum or 0.020" copper.

\*\*15" minimum between the countertop and the adjacent cabinet bottom.

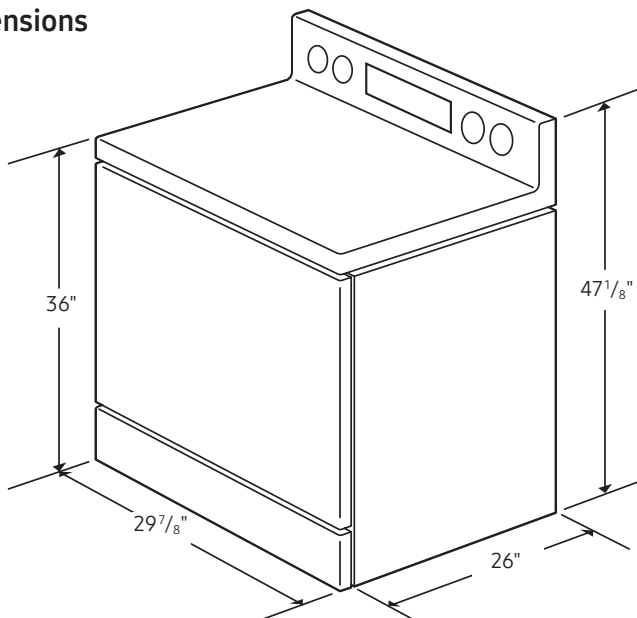
**IMPORTANT:** To eliminate the risk of burns or fire caused by reaching over heated surface units, cabinet storage space located above the surface units should be avoided. If cabinet storage is to be provided, the risk can be reduced by installing a range hood that projects horizontally a minimum of 5" beyond the bottom of the cabinets.

A: Required Cabinet Opening is 30"

B: Acceptable Electrical Outlet Space



### Dimensions



### Radiant Ceramic Cooktop

- Right Front: 6"/9" Dual Element, 3000W
- Left Front: 6"/9" Dual Element, 3000W
- Right Rear: 6" Element, 1200W
- Left Rear: 6" Element, 1200W
- Center Rear: 7" Warming Center

### Oven

- Capacity: 5.9 cu. ft.
- Hidden Bake Element: 2400W
- Bake: 175°F–550°F
- Broil: Low/High, 3400W
- Sabbath Mode

### Storage Drawer

Capacity: 1.4 cu. ft.

### Warranty

One (1) Year All Parts and Labor  
Five (5) Years Electric Cooktop

### Product Dimensions & Weight (WxHxD)

Outside Net Dimensions: 29<sup>7</sup>/<sub>8</sub>" x 47<sup>1</sup>/<sub>8</sub>" x 26"

Weight: 141.3 lbs.

140.7 (White and Black Model)

### Shipping Dimensions & Weight (WxHxD)

Dimensions: 33<sup>1</sup>/<sub>16</sub>" x 50<sup>7</sup>/<sub>16</sub>" x 30<sup>5</sup>/<sub>16</sub>"

Weight: 166 lbs.

164.9 (White and Black Model)

Color	Model #	UPC Code
Stainless Steel	NE59M4310SS	887276197197
White	NE59M4310SW	887276197203
Black	NE59M4310SB	887276197180