

## SPECIFICATIONS

## Certifications/Qualifications

[www.kichler.com/warranty](http://www.kichler.com/warranty)

## Dimensions

|   |              |
|---|--------------|
| Base Backplate                                  | 30.00 X 4.75 |
| Extension                                       | 8.00"        |
| Weight  | 6.85 LBS     |
| Height from center of Wall opening (Spec Sheet) | 3.50"        |
| Height  | 8.00"        |
| Width   | 30.00"       |

## Light Source

|                        |              |
|------------------------|--------------|
| Lamp Included          | Not Included |
| Lamp Type              | A19          |
| Light Source           | Incandescent |
| Max or Nominal Watt    | 100W         |
| # of Bulbs/LED Modules | 4            |
| Socket Type            | Medium       |
| Socket Wire            | 150"         |

## Mounting/Installation

|                          |            |
|--------------------------|------------|
| Install Glass Up or Down | Yes        |
| Interior/Exterior        | Interior   |
| Location Rating          | Damp       |
| Mounting Style           | Wall Mount |
| Mounting Weight          | 3.65 LBS   |

## FIXTURE ATTRIBUTES




## Housing

|                      |              |
|----------------------|--------------|
| Diffuser Description | Satin Etched |
| Primary Material     | STEEL        |

## Product/Ordering Information

|        |              |
|--------|--------------|
| SKU    | 5338CHS      |
| Finish | Chrome       |
| Style  | Traditional  |
| UPC    | 783927537322 |

## Finish Options

-  Brushed Nickel
-  Chrome
-  Tannery Bronze

