



# Plumbing Specialties

 **MATCO-NORCA**  
Global sourcing. National compliance. Local service.

C A L I F O R N I A   •   T E X A S   •   N E W   Y O R K

# Table of Contents

ITEM NAME	PAGE NUMBER
<b>A</b>	
Aerators.....	24-25
<b>B</b>	
Basin Faucet.....	26
Bathcock.....	26
<b>Bath &amp; Shower Drains</b>	
Brass.....	6
Shower Drains.....	7
White Polypropylene.....	6
<b>C</b>	
Ceiling Plates.....	20
Clamps.....	29
Cleanout Tee.....	10
Closet Flanges.....	21
Closet Spuds.....	32
Curtain Rod Holder.....	17
<b>D</b>	
Deck Plate Cleanout.....	30
Dishwasher Tail Accessories.....	23
Dispenser.....	33
Diverter.....	18
<b>Drains</b>	
Bath.....	6
Grid Assemblies.....	8
Lift & Turn.....	6
Mobile Home.....	36
Pop Up & P.O. Plug.....	8
PVC Sink.....	23
Shower.....	7
Toe Tap.....	6
DWV Dandy Cleanout.....	10
<b>E</b>	
Electrical Tape.....	31
<b>Escutcheons</b>	
Chrome Plated Steel.....	20
Chrome Plated Steel Low Pattern.....	20
Floor & Ceiling Plates.....	20
<b>F</b>	
<b>Faucet</b>	
Handles.....	28
Hole Cover.....	34
Mobile Home.....	35
Stems, Diverter & Seats.....	28
<b>Flanges</b>	
Closet.....	21
Shower.....	17
Floor Plates.....	20
<b>G</b>	
Gauge.....	32
Granite Extension Shank.....	34
Grid Drain Assemblies.....	8

ITEM NAME	PAGE NUMBER
<b>H</b>	
<b>Hand Held Shower</b>	
Diverter.....	18
Volume Control.....	18
Handles.....	28
<b>I</b>	
Integral Stop.....	33
<b>K</b>	
Kitchen Side Spray & Hose.....	26
<b>M</b>	
<b>Mobile Home Products</b>	
Faucets.....	35
Sink Drains.....	36
Strainers.....	37
Tub Drains.....	36
<b>P</b>	
Pipe Cutters.....	32
Pipe Repair Clamps.....	29
Pipe Wrap.....	31
Pop Up & P.O. Plug.....	8
Pressure Gauge.....	32
<b>PVC</b>	
Pipe Cutters.....	32
Pipe Wrap.....	31
Sink Drain.....	23
<b>R</b>	
Repair Clamps.....	29
Replacement Baskets.....	5
<b>S</b>	
Saddle Tee.....	30
Saddle Valve.....	22
Self Closing Valves.....	27
<b>Shower</b>	
Drains.....	7
Hose.....	18
Mobile Home.....	36
Mounting Bracket.....	33
Stall Valve.....	27
<b>Showerheads, Arms, Flanges &amp; Accessories</b>	
Accessories.....	17-18
Adjustable Metal.....	16
Arm With Flange.....	17
Arms.....	17
Hand Held Kit.....	18
Massaging.....	17
Rain Can.....	17
Standard Plastic.....	16
Water Miser.....	16
Sink Drain.....	36

ITEM NAME	PAGE NUMBER
<b>Sink Strainers</b>	
Chrome Plated Brass.....	4
Replacement Baskets.....	5
Stainless Steel.....	4-5
Slip Nuts.....	21
Soap Dispenser.....	33
Socket Wrench Set.....	32
Spuds.....	22
Standing Waste.....	6
Parts For Standing Bath Waste.....	7
Stems.....	28
<b>T</b>	
Tankless Water Heater Kit.....	34
Teflon Tape.....	31
Toilet Tank Accessories.....	19
<b>Traps</b>	
Cast Brass.....	9-10
Cast Iron.....	10
Cleanout Tee.....	10
DWV P.....	10
Semi Cast Brass P.....	9
Trip Lever Face Plate.....	6
<b>Tub</b>	
Mobile Home.....	36
Spouts.....	19
<b>U</b>	
Urinal Spuds.....	32
<b>V</b>	
<b>Valves</b>	
Integral Stop.....	33
Mounting Bracket.....	33
Pressure Relief.....	34
Saddle.....	22
Shower Stall.....	27
Self Closing.....	27
Volume Control.....	18
<b>W</b>	
Washing Machine Tee.....	23
Water Heater Kit.....	34
<b>Water Supply Lines</b>	
Dishwasher Connector.....	14
Dishwasher Fitting.....	14
Faucet Supply Hose.....	14
Supply Hose.....	14
Tank Supply Hose.....	15
Vinyl Supply Tubes.....	15
Washing Machine Connector.....	15
<b>Water Supply Stops</b>	
Multi-Turn.....	11-12
Quarter Turn.....	13
Wrench Set.....	32

# Certifications & Approvals

## Committed to Quality

**Matco-Norca** is committed to maintaining a high standard of quality For all the products we offer. Most products in this catalog are labeled with a designated approval or certification code. Below is a brief description of these approvals.



**ADA** **American Disabilities Act** - Protecting the rights of people With physical or mental disabilities.



**ANSI** **American National Standards Institute** - Organization that coordinates work among U.S. Standards writing groups; works in conjunction with other groups such as ISO, ASME, ASTM, etc.



**ASME** **American Society of Mechanical Engineers** - Develops standards and testing criteria for finished products.



**ASSE** **American Society of Sanitary Engineering** - Develops standards and qualifies products for plumbing and sanitary Installations.



**ASTM** **American Society for Testing Materials** - Develops standards for materials, products, systems and services.



**AWWA** **American Water Works Association** - Promotes public health through improvement of water quality. Develops standards for valves, fittings and equipment.



**CSA** **Canadian Standards Association** - Develops standards, tests and qualifies products used in gas lines and gas appliance Installations.



**FM** **Factory Mutual** - Develops standards and qualifies products for use by the general public.



**IAPMO** **International Association of Plumbing and Mechanical Officials** - The IAPMO publishes standards covering products used in the Recreational Vehicle and Manufactured Housing Industry called IAPMO Trailer Standards.



**ISO** **International Standards Association** - A worldwide process control organization. An internationally recognized certification for manufacturers that comply with high standards of quality control. Developed standards ISO-9000 through ISO-9004.



**MSS** **Mechanics Standardization Society of the Valves & Fittings Industry, Inc.** - A committee of manufacturers that develops technical codes and standards for the valve & fitting industry.



**NSF** **NSF International** - An organization committed to public health that writes standards and certifies products for food, water and consumer products.



**UL** **Underwriter's Laboratory** - Tests and qualifies valve and fittings products under UL standards for safety.



**UPC** **Uniform Plumbing Code** - Developed by the International Association of Plumbing and Mechanical Officials to govern the installation and inspection of plumbing systems as a means of promoting the publics health, safety and welfare.





**USC** **University of Southern California** - Foundation for Cross-Connection Control and Hydraulic Research that lists approved backflow prevention assemblies.

# Sink Strainers

## SS Stainless Steel Sink Strainers

		MATCO-NORCA MODEL NUMBER	PRODUCT DESCRIPTION	CARTON QUANTITIES		
				INNER	MASTER	
		SS-100	Neoprene Stopper, Fixed Stick Post	1	50	SP®
		SS-102S	Neoprene Stopper, Fixed Stick Post, With Satin Nickel Finish	1	50	
		SS-105	Wing Nuts With Screwdriver Slot For Easy Installation - Brass Slipnut	1	50	
		SS-111	Double Cup Economy - 1 Piece Construction - Fixed Stick Post	1	50	
		SS-112	Deep Double Cup - Long Shank Neoprene Stopper - Fixed Stick Post	1	50	
		SS-145	Deep Double Cup - Long Shank 3-3/8" Extra Heavy Rubber Washer - Spring Clip Basket With Ribbed Rubber Stopper For Positive Water Seal	1	50	
		SS-150	Stainless Steel Clad Plastic Stainless Steel Basket With Fixed Stick Post & Neoprene Stopper	1	50	
		SS-185B	Deep Double Cup - Long Shank Snap Lock Basket With Ribbed Rubber Washer For Positive Water Seal - Brass Slipnut	1	50	UPC®
		SS-195	Twist & Seal - Metal to Metal Seal Heavy Die Cast Locknut	1	50	
		SS-195B	Twist & Seal - Metal to Metal Seal Heavy Die Cast Locknut, With Brass Slipnut	1	50	
		SS-400	4-1/2" Flat Top Sink Strainer Galvanized Locking Shell	1	50	

## SS Chrome Plated Brass Sink Strainers

		SS-125	Stamped Brass - Chrome Plated - Heavy Die Cast Locknut & Thick 3-3/8" Rubber Washer - Fixed Stick Post - Neoprene Stopper	1	50	
		SS-175	Cast Brass - Chrome Plated - Brass Locknut & Chrome Brass Slipnut Neoprene Stopper	1	25	

# Sink Strainers

Sink Strainers

SS	MATCO-NORCA MODEL NUMBER	PRODUCT DESCRIPTION	CARTON QUANTITIES	
			INNER	MASTER












<b>Fits 1-7/8" to 2-1/2" Openings</b>				
SS-200	Duplex Strainer With Flat Grid, Brass Plated Nut	1	100	
SS-300	Wash Tray Design With Rubber Stopper	1	100	
SS-600	Junior Duo Basket Strainer, Printed Box	1	100	
SS-6000	Junior Duo Basket Strainer, Plain Box	1	100	
SS-605	Chrome Junior Duo Basket Strainer, Deep Pattern	1	100	

SS	Replacement Baskets For Strainers			
----	-----------------------------------	--	--	--



SS-500M	Fits All Sink Strainers - Rubber Seal	1	100	
SS-510	Fits SS-100, SS-105 & SS-111	10	200	
SS-512	Fits SS-112	1	100	
SS-525	Fits SS-125	1	100	
SS-585	Fits SS-185B	1	100	
SS-575	Fits SS-175	1	100	
SS-595	Fits SS-195 & SS-195B	1	100	
SS-610	Fits SS-600 & SS-6000	1	100	
SS-615	Fits SS-605	1	200	

# Bath & Shower Drains

	MATCO-NORCA MODEL NUMBER	PRODUCT DESCRIPTION	CARTON QUANTITIES	
			INNER	MASTER
<b>TWB Bath Drains - Brass - Gerber Style</b>				
<b>Extra Heavy Castings, Brass Nuts, 20 Gauge Tubes</b>				
 TWB-100	TWB-100	1-1/2" Trip Lever With Grid Drain	1	12
 TWB-200	TWB-200	1-1/2" Lift & Turn	1	12
 TWB-605	TWB-605	1-1/2" Pop-Up Drain	1	12
<b>TWB Bath Drains - White Polypropylene</b>				
 TWB-150	TWB-150	Trip Lever	1	20
 TWB-250	TWB-250	Lift & Turn	1	20
 TWB-350	TWB-350	Toe Touch	1	20
<b>TWB Trip Lever Face Plate - Chrome Plated</b>				
 TWB-FP	TWB-FP	Replacement Face Plate For TWB Trip Lever Waste	20	160
<b>TTD Toe Tap Drain - Chrome Plated</b>				
 TTD-150	TTD-150	1-1/2" Brass Toe Tap Bath Drain	1	100
<b>LNT Lift &amp; Turn Drain</b>				
 LNT-151	LNT-151	1-1/2" Drain - Chrome Plated Die Cast	1	100
 LNT-152	LNT-152	1-1/2" Drain - Chrome Plated Brass	1	100
<b>413 Standing Waste - Brass</b>				
 41375	41375	1-1/2" Male	1	10
	41380	1-1/2" Female	1	10
	41390	1-1/2" Male / Female Combination	1	10

# Bath Wastes & Shower Drains



SBW-07



SBW-08



SBW-09

## SBW

### Parts For Standing Bath Waste

MATCO-NORCA MODEL NUMBER	PRODUCT DESCRIPTION	CARTON QUANTITIES	
		INNER	MASTER
SBW-07	1-1/2" x 18" Standing Waste Shoe	1	24
SBW-08	Plunger Assembly	1	50
SBW-09	Chrome Plated Barrel Only	1	150



SDB2NC



SDBC-200



SDP2WSS



SDP2WSW



SDPVC2

## SDB / SDP Shower Drains







SDB2NC	2" Brass Body No Caulk, Stainless Steel Snap In Grid, Wrench Included	1	20
SDBC-200	2" Die Cast, Brass Plated Body With Stainless Steel Grid, Quick Connect, Rubber Gasket	1	40
SDP2WSS	2" White Plastic Body With Stainless Steel Grid, Quick Caulk, Wrench Included	1	40
SDP2WSW	2" White Plastic Solvent Weld With Stainless Steel Grid	1	40
SDPVC2	PVC With Adjustable Strainer With Stainless Steel Grid	1	1



# Pop Up & Grid Drain Assemblies

## FY Pop Up & P.O. Plug



MATCO-NORCA MODEL NUMBER	PRODUCT DESCRIPTION	CARTON QUANTITIES	
		INNER	MASTER
FY-925	<b>Cast Brass - Chrome Plated</b> Two Piece P.O. Plug With Chain & Stopper Cast Top With 4" Tail Piece, Chrome Brass Nut	1	50
FY-950	<b>Chrome</b> With Lift Rod	1	24 
FY-951	With Lift Rod	1	24  
FY-951B	<b>PVD Polished Brass</b> With Lift Rod	1	24 
FY-951S	<b>Brushed Nickel</b> With Lift Rod	1	24  
FY-952	<b>Chrome Plated 50 / 50 (Brass / Plastic)</b> With Lift Rod	1	48

## FY Cast Brass Grid Drain Assemblies - Chrome Plated



FY-155	Cast Brass Grid Drain With 4" 17 Gauge Tail Piece, Brass Nut 6" Tail Piece Available (FY-155TP)	1	50
FY-156	Cast Brass Grid Drain With 6" 17 Gauge Tail Piece, Brass Nut	1	100
FY-159WC	Offset Wheelchair Drain, 17 Gauge Tubing	1	20

Pop Up & Grid  
Drain Assemblies



# Traps

Traps

	MATCO-NORCA MODEL NUMBER	PRODUCT DESCRIPTION	CARTON QUANTITIES	
			INNER	MASTER
<b>Trap Semi Cast Brass P Trap - Chrome</b>				
		<b>J-Bend, 17 Gauge Wall Bend, With Brass Coupling Nut &amp; Flange</b>		
	TRAP-0606SC	1-1/4" x 1-1/4"	1	24
	TRAP-0706SC	1-1/2" x 1-1/4"	1	24
	TRAP-0707SC	1-1/2" x 1-1/2"	1	24
<b>Trap Cast Brass Traps</b>				
		<b>Chrome LA Trap, IPS</b>		
	TRAP-A	With Cleanout, 1-1/2" x 1-1/4"	1	20
	TRAP-B	Less Cleanout, 1-1/2" x 1-1/4"	1	20
		<b>Rough Brass LA Trap, Sweat</b>		
	TRAP-C	Less Cleanout, 1-1/2" x 1-1/2"	1	20
	TRAP-D	<b>Rough Brass LA Trap, IPS</b> With Cleanout, 1-1/2" x 1-1/4"	1	20
	TRAP-E	Less Cleanout, 1-1/2" x 1-1/2"	1	20
		<b>Rough Brass NY Trap, IPS</b>		
	TRAP-F	With Cleanout, 1-1/2" x 1-1/4"	1	20
		<b>Chrome NY Trap, IPS</b>		
	TRAP-G	With Cleanout, 1-1/2" x 1-1/4"	1	20
	TRAP-H	<b>Rough Brass NY Trap, IPS</b> With Cleanout, 2" x 1-1/2"	1	20
	TRAP-I	<b>Rough Brass NY Trap, Sweat</b> With Cleanout, 2" x 1-1/2"	1	25

# Traps & Cleanout Tee

	MATCO-NORCA MODEL NUMBER	PRODUCT DESCRIPTION	CARTON QUANTITIES INNER MASTER
<b>Trap Cast Brass Traps</b>			
 TRAP-J	TRAP-J	<b>Rough Brass Swing Tee Trap</b> With Cleanout, 2" x 1-1/2"	1 15
 TRAP-L	TRAP-L	<b>Rough Brass Low Seal Trap, IPS</b> With Cleanout, 1-1/2" x 1-1/2"	1 25
 TRAP-M	TRAP-M	<b>Chrome NY Trap, IPS</b> With Cleanout, 2" x 1-1/2"	1 25
 TRAP-N	TRAP-N	<b>Rough Brass LA Trap, IPS</b> With Cleanout, 2" x 1-1/2"	1 20
 TRAP-Q	TRAP-Q	<b>Rough Brass LA Trap, Sweat</b> With Cleanout, 2" x 1-1/2"	1 15
<b>LST Cast Iron Galvanized Bath Traps</b>			
		<b>Low Seal</b>	
 LST-150	LST-150	1/2"	1 18
 LST-201	LST-201	2"	1 24
<b>PTRAP DWV P Trap - C x C</b>			
	PTRAP07L	1-1/2" Less Cleanout	1 25
	PTRAP07W	1-1/2" With Cleanout	1 20
 PTRAP08L	PTRAP08L	2" Less Cleanout	1 20
 PTRAP08W	PTRAP08W	2" With Cleanout	1 20
<b>COT DWV Dandy Cleanout Tee With Plug</b>			
	COT07	1-1/2"	5 50
 COT08	COT08	2"	5 40

# Water Supply Stops - Multi-Turn



All #29 Series Compression Outlets are UPC certified



29-1001



29-1003B

**29**

## With Compression Outlet - Angle IPS Inlet

MATCO-NORCA MODEL NUMBER	PRODUCT DESCRIPTION	CARTON QUANTITIES INNER	MASTER
29-1001	CP 3/8" FIP x 3/8" OD Compression	10	200
29-1003	CP 1/2" FIP x 3/8" OD Compression	10	200
29-1003B	Unplated 1/2" FIP x 3/8" OD Compression	10	200



29-1040



29-1009

**29**

## With Compression Outlet - Angle - Sweat Inlet

29-1009	CP 1/2" SWT x 3/8" OD Compression	10	200
29-1009B	Unplated 1/2" SWT x 3/8" OD	10	200
29-1040	CP 1/2" SWT x 3/8" OD Compression With 5" Extension and Bell Escutcheon	10	200



29-1019



29-1019CPVC

**29**

## With Compression Outlet - Angle - Compression Inlet

29-1019	CP 5/8" OD Compression x 3/8" OD Compression	10	200
29-1019B	Unplated 5/8" OD Compression x 3/8" OD Compression	10	200
29-1019CPVC	CP 5/8" OD CPVC x 3/8" OD	10	200



29-1003PX

**29**

## PEX - With Compression Outlet - Angle

29-1003PX	CP 1/2" PEX x 3/8" OD Compression	10	200
29-2001PX	CP 1/2" PEX x 3/8" OD Compression x 3/8" OD Compression	10	200



29-2001



29-2001B

**29**

## With Dual Compression Outlet - Angle

29-2001	CP 5/8" OD x 3/8" OD x 3/8" OD	10	200
29-2001B	Unplated 5/8" OD x 3/8" OD x 3/8" OD	10	200

Water Supply Stops - Multi-Turn

# Water Supply Stops - Multi-Turn



All #29 Series Compression Outlets are UPC certified



29-1002



29-1004

## 29 With Compression Outlet - Straight - IPS Inlet

MATCO-NORCA MODEL NUMBER	PRODUCT DESCRIPTION	CARTON QUANTITIES INNER	CARTON QUANTITIES MASTER
29-1002	CP 3/8" FIP x 3/8" OD Compression	10	200
29-1004	CP 1/2" FIP x 3/8" OD Compression	10	200

## 29 With Compression Outlet - Straight - Sweat Inlet



29-1010



29-1041

29-1010	CP 1/2" SWT x 3/8" OD Compression	10	200
29-1010B	CP 1/2" SWT x 3/8" OD Compression - Unplated	10	200
29-1041	CP 1/2" SWT x 3/8" OD Compression With 5" Extension and Bell Escutcheon	10	100



29-1010B

## 29 With Compression Outlet - Straight - Compression Inlet



29-1014



29-1014CPVC

29-1014	CP 5/8" OD Compression x 3/8" OD Compression	10	200
29-1014CPVC	CP 5/8" OD CPVC x 3/8" OD Straight Stop	10	200
29-1020	CP 3/8" OD Compression x 3/8" OD Compression	10	200
29-1575	CP 5/8" OD Compression x 5/8" OD Compression	10	200



29-1020

## 29 PEX - With Compression Outlet - Straight



29-1004PX

29-1004PX	CP 1/2" PEX x 3/8" OD Compression	10	200
-----------	-----------------------------------	----	-----

# Water Supply Stops - Quarter Turn



All #26 Series Compression Outlets are UPC certified



26	MATCO-NORCA MODEL NUMBER	PRODUCT DESCRIPTION	CARTON QUANTITIES	
			INNER	MASTER
<b>Oval Handle With Compression Outlet - Angle</b>				
		<b>Chrome</b>		
	26-1001	3/8" FIP x 3/8" OD Compression	10	200
	26-1003	1/2" FIP x 3/8" OD Compression	10	200
	26-1009	1/2" Sweat x 3/8" OD Compression	10	200
	26-1019	5/8" OD Compression x 3/8" OD Compression	20	200
	26-1041	1/2" Sweat x 3/8" OD Compression With 5" Chrome Extension & Bell Escutcheon	10	200



26	MATCO-NORCA MODEL NUMBER	PRODUCT DESCRIPTION	CARTON QUANTITIES	
			INNER	MASTER
<b>Dual Handle With Compression Outlet - Straight</b>				
		<b>Chrome</b>		
	26-1002	3/8" FIP x 3/8" OD Compression	20	240
	26-1004	1/2" FIP x 3/8" OD Compression	10	200
	26-1010	1/2" Sweat x 3/8" OD Compression	10	200
	26-1014	5/8" OD Compression x 3/8" OD Compression	10	200
	26-1040	1/2" Sweat x 3/8" OD Compression With 5" Chrome Extension & Bell Escutcheon	20	240



26	MATCO-NORCA MODEL NUMBER	PRODUCT DESCRIPTION	CARTON QUANTITIES	
			INNER	MASTER
<b>PEX-Oval Handle With Compression Outlet - Angle</b>				
		<b>Chrome</b>		
	26-1003PX	1/2" PEX x 3/8" OD Compression	10	200



26	MATCO-NORCA MODEL NUMBER	PRODUCT DESCRIPTION	CARTON QUANTITIES	
			INNER	MASTER
<b>PEX-Oval Handle With Compression Outlet - Straight</b>				
		<b>Chrome</b>		
	26-1004PX	1/2" PEX x 3/8" OD Compression	10	200



26	MATCO-NORCA MODEL NUMBER	PRODUCT DESCRIPTION	CARTON QUANTITIES	
			INNER	MASTER
<b>Oval Handle With Dual Compression Outlet - Angle</b>				
		<b>Chrome</b>		
	26-2001	5/8" OD Compression x 3/8" OD Compression x 3/8" OD Compression	20	240

Water Supply Stops - Quarter-Turn

# Water Supply Lines

All Items in this Section are cUPC certified



## DDF

**MATCO-NORCA  
MODEL NUMBER**

**PRODUCT  
DESCRIPTION**

**CARTON QUANTITIES  
INNER MASTER**

### Braided Stainless Steel Supply Hose - Delta Style



DDF

**3/8" Compression x 3/8" Compression,  
With Nut & Ferrule**

MATCO-NORCA MODEL NUMBER	PRODUCT DESCRIPTION	CARTON QUANTITIES INNER	CARTON QUANTITIES MASTER
DDF-12	12" Long	1	100
DDF-20	20" Long	1	100

All Items in this Section are cUPC certified



## SSDW

### Braided Stainless Steel Dishwasher Connector



SSDW

**3/8" OD Compression, With 90° Brass Elbow**

MATCO-NORCA MODEL NUMBER	PRODUCT DESCRIPTION	CARTON QUANTITIES INNER	CARTON QUANTITIES MASTER
SSDW-36	36" Long	1	40
SSDW-48	48" Long	1	40
SSDW-60	60" Long	1	40
SSDW-72	72" Long	1	40

*For Dishwasher Connector With Garden Hose Elbow Use Part Number SSDWL*



DWL

## DWL

### Dishwasher Fitting

MATCO-NORCA MODEL NUMBER	PRODUCT DESCRIPTION	CARTON QUANTITIES INNER	CARTON QUANTITIES MASTER
DWL	3/8" O.D. Compression x 3/4" Garden Hose Swivel – Bulk	10	200

All Items in this Section are cUPC certified



## SSF

### Braided Stainless Steel Faucet Supply Hose



SSF

**3/8" Compression x 1/2" FIP, With Chrome  
Brass Nuts**

MATCO-NORCA MODEL NUMBER	PRODUCT DESCRIPTION	CARTON QUANTITIES INNER	CARTON QUANTITIES MASTER
SSF-12	12" Long	1	100
SSF-16	16" Long	1	100
SSF-20	20" Long	1	100
SSF-30	30" Long	1	100
SSF-36	36" Long	1	100

**1/2" Compression x 1/2" FIP, With Chrome  
Brass Nuts**

MATCO-NORCA MODEL NUMBER	PRODUCT DESCRIPTION	CARTON QUANTITIES INNER	CARTON QUANTITIES MASTER
SSF-0315	15" Long	25	100
SSF-0336	36" Long	10	40
SSF-0348	48" Long	10	40



# Water Supply Lines

All Items in this Section are cUPC certified



## SST

**MATCO-NORCA  
MODEL NUMBER**

**PRODUCT  
DESCRIPTION**

**CARTON QUANTITIES  
INNER MASTER**

### Braided Stainless Steel Tank Supply Hose



SST-M

SST-P

#### 3/8" Compression x 7/8" Ballcock, With Chrome Brass Nuts

SST-09M	9" Long	1	100
SST-12M	12" Long	1	100
SST-20M	20" Long	1	100

#### 3/8" Compression x 7/8" Ballcock, With Plastic Nuts

SST-09P	9" Long	1	100
SST-12P	12" Long	1	100

All Items in this Section are cUPC certified



## SSWM

### Braided Stainless Steel Washing Machine Connector



SSWM-48

#### 3/4" FHT x 3/4" FHT

SSWM-48	48" Long	1	40
SSWM-60	60" Long	1	40
SSWM-72	72" Long	1	40

All Items in this Section are cUPC certified



## VF / VTC

### Vinyl Reinforced Supply Tubes



VFC-0360

#### 1/2" IPS x 1/2" IPS, With Brass Nut

VFB-0320	Faucet Tube, 20" Long	25	100
VFB-0348	Faucet Tube, 48" Long	10	40

#### 3/8" Compression x 1/2" IPS, With Brass Nut

VFB-12	Faucet Tube, 12" Long	25	100
--------	-----------------------	----	-----

#### 1/2" IPS x 1/2" IPS, With Celcon Nut

VFC-0312	12" Long	25	100
VFC-0316	16" Long	25	100
VFC-0320	20" Long	25	100
VFC-0324	24" Long	25	100
VFC-0336	36" Long	10	40
VFC-0348	48" Long	10	40
VFC-0360	60" Long	10	40

#### 1/2" IPS x 7/8" OD, With Celcon Nut

VTC-0312	Tank Tube, 12" Long	25	100
----------	---------------------	----	-----



# Showerheads




**S** **Water Miser Showerheads**



MATCO-NORCA MODEL NUMBER	PRODUCT DESCRIPTION	CARTON QUANTITIES INNER	CARTON QUANTITIES MASTER
S-050	<b>Chrome, 2.0 GPM</b> 1"	1	200
S-051	1" With Shut-Off	1	200

**S** **Standard Plastic Showerheads - Single Function**





S-100	<b>Chrome</b> 2" - 2.5 GPM	1	200
S-105	2" - 2.5 GPM	1	200
S-125	2" - 2.0 GPM	1	200 
S-125RF	<b>Watersaver With Pressure Compensating Flow Restrictor, 1.5 GPM @ 150 PSI</b> 2" - Chrome	1	200 
S-125SRF	2" - Brushed Nickel	1	200 


**S** **Adjustable Metal Showerheads**






S-106	<b>Chrome, 2.5 GPM</b> 1-3/4"	1	200
S-200	2" - 4 Outlets	1	100
S-300	3" - 6 Outlets	1	50
S-400	2"	1	100
S-500	3"	1	50
S-500L	3" - With Lever	10	50
S-550	4"	1	20

# Showerheads, Arms & Flanges

	MATCO-NORCA MODEL NUMBER	PRODUCT DESCRIPTION	CARTON QUANTITIES	
			INNER	MASTER
 S-900H  S-900HS	<b>S-900 Rain Can Showerheads</b>			
	<b>8" Showerhead Only, Brass Jets, 2.5 GPM</b>			
	S-900H	Chrome	1	20
	S-900HS	Brushed Nickel	1	6
	S-900HORB	Oil Rubbed Bronze	1	6

	M	<b>Massaging Showerhead - 5 Function</b>		
		<b>2.5 GPM</b>		
 M350S	M350	3" - Chrome	1	50
	M350S	3" - Brushed Nickel	1	50
	<b>Reduced Flow, 1.5 GPM</b>			
	M350RF	3" - Chrome	1	50
	M350SRF	3" - Brushed Nickel	1	50

	S-AB	<b>Shower Arms &amp; Flanges - Brass</b>		
		<b>Chrome</b>		
 S-AB6  S-AB6F	S-AB6	6"	1	200
	S-AB8	8"	10	100
	S-AB6F	6" - With Flange	10	200
	S-AB8F	8" - With Flange	10	200

	JCR	<b>Curtain Rod Holder</b>		
		<b>Chrome Abs</b>		
 JCR-650	JCR-650	Jiffy Flange Curtain Rod Holder	1	200

Showerheads,  
Arms & Flanges

# Hand Held Showers & Accessories

M	MATCO-NORCA MODEL NUMBER	PRODUCT DESCRIPTION	CARTON QUANTITIES	
			INNER	MASTER



M210

M200	Hand Held Showerhead - Chrome	1	24
M210	Replacement Bracket For M200	1	50
M300	Hand Held Shower Kit For Tub & Shower Applications, 4" Showerhead, Mounting Bracket Included - Chrome	1	3

CP / VHW	Shower Hose		
----------	-------------	--	--



CP59

**Stainless Steel Hose, Chrome Plated Nuts, With Washer**

CP59	1/2" FIP x 1/2" FIP - 59"	1	100
CP72	1/2" FIP x 1/2" FIP - 72"	1	100



VHW96

**White Reinforced Vinyl Hose, Chrome Plated Nuts**

VHW59	1/2" FIP x 1/2" FIP - 59"	1	100
VHW72	1/2" FIP x 1/2" FIP - 72"	1	100
VHW96	1/2" FIP x 1/2" FIP - 96"	1	50

DV	Diverter For Hand Held Showers - Brass		
----	--	--	--



DV841

DV841	Lever Handle - Chrome	10	100
DV841S	Lever Handle - Brushed Nickel	10	100
DV843S	Push Pull Shower Diverter Valve - Brushed Nickel	1	100









VC	Volume Control For Hand Held Showers		
----	--------------------------------------	--	--



VC841

VC841	Chrome Plated Brass	10	200
VC482	Polished Brass	1	200

# Tub Spouts & Toilet Tank Accessories

	MATCO-NORCA MODEL NUMBER	PRODUCT DESCRIPTION	CARTON QUANTITIES	
			INNER	MASTER
<b>FY Iron Pipe Tub Spouts</b>				
	FY-801	<b>Brass Diverter Spout</b> 3/4" FIP Inlet In Tail - Chrome	1	48
	FY-801B	3/4" FIP Inlet In Tail, With Bushing - Chrome	1	48
	FY-801DC	<b>Die Cast Diverter Spout</b> 1/2" FIP Inlet In Nose - Chrome	1	50
	FY-801DCS	<b>Die Cast Diverter Spout</b> 1/2" FIP Inlet In Nose - Brushed Nickel	1	50
	FY-802	<b>Brass Diverter Spout</b> 1/2" FIP Inlet In Tail - Chrome	1	48
	FY-803DC	<b>Die Cast Spout</b> 1/2" FIP Inlet In Nose - Chrome	1	50
	FY-804DC	<b>Die Cast Slip On Diverter Tub Spout</b> For 1/2" Copper Tubing - Chrome	1	50
	FY-804DCS	<b>Die Cast Slip On Diverter Tub Spout</b> For 1/2" Copper Tubing - Brushed Nickel	1	50
	FY-805DCS	For 1/2" Copper Tubing, With Decorative Ring - Brushed Nickel	1	50
	FY-806DC	<b>Die Cast Slip On Diverter Tub Spout</b> For 1/2" Copper Tubing, With Decorative Ring - Chrome	1	50
	FY-806DCL	<b>Die Cast Slip On Diverter Garden Tub Spout</b> For 1/2" Copper Tubing, 5-3/4" Long - Chrome	1	50
<b>FB Iron Pipe Tub Spouts</b>				
	FB-101	<b>Spout Reduction Bushing</b> 3/4" x 1/2" Brass Face Bushing	1	1000
<b>T Toilet Tank Accessories</b>				
	T-250	Brass Douglas Flush Valve With Guide Arm	2	50
	T-300M	<b>Single Action Tank Lever</b> With Chrome Plated Handle	50	200
	T-300MB	With Chrome Plated Handle, Individual Pack	1	100

# Escutcheons



BFP

## BPF

### Chrome Plated Steel Escutcheons

MATCO-NORCA MODEL NUMBER	PRODUCT DESCRIPTION	CARTON QUANTITIES INNER	CARTON QUANTITIES MASTER
BPF125OD	1-1/4" O.D. Fits Tubular	50	200
BPF150OD	1-1/2" O.D. Fits Tubular	50	200
	<b>Box Pattern</b>		
BPFT07	1-1/2" IPS	50	200



ESCT

## ESC

### Low Pattern Escutcheon - Chrome Plated Steel

MATCO-NORCA MODEL NUMBER	PRODUCT DESCRIPTION	CARTON QUANTITIES INNER	CARTON QUANTITIES MASTER
	<b>Fits Copper Tube</b>		
ESCC03	1/2"	500	1000
ESCC04	3/4"	500	1000
	<b>Fits Iron Pipe</b>		
ESCT02	3/8"	500	1000
ESCT03	1/2"	500	1000
ESCT04	3/4"	500	1000
ESCT05	1"	100	500
ESCT06	1-1/4"	100	500
ESCT07	1-1/2"	100	1000
ESCT08	2"	100	1000

## FCP











### Floor & Ceiling Plates - Chrome Plated Steel



FCP


MATCO-NORCA MODEL NUMBER	PRODUCT DESCRIPTION	CARTON QUANTITIES INNER	CARTON QUANTITIES MASTER
	<b>Fits Copper Tube</b>		
FCPC03	1/2"	12	288
FCPC04	3/4"	12	288
FCPC05	1"	12	288
FCPC06	1-1/4"	12	288
FCPC07	1-1/2"	12	288
	<b>Fits Iron Pipe</b>		
FCPT02	3/8"	12	288
FCPT03	1/2"	12	288
FCPT04	3/4"	12	288
FCPT05	1"	12	288
FCPT06	1-1/4"	12	288
FCPT07	1-1/2"	12	288
FCPT08	2"	12	144


# Slip Nuts & Closet Flanges

	MATCO-NORCA MODEL NUMBER	PRODUCT DESCRIPTION	CARTON QUANTITIES	
			INNER	MASTER
<b>NT Slip Nuts</b>				
 NT-155C	NT-100	<b>Chrome</b> 1" Nut & Tail Piece For BARVY-1000 & BARV-1000	10	100
	NT-125	1-1/4" Nut & Tail Piece For BARVY-1250 & BARV-1250	10	100
 NT-155R	NT-125C	1-1/4" x 1-1/4"	250	500
	NT-152C	1-1/2" x 1-1/4"	250	500
	NT-155C	1-1/2" x 1-1/2"	250	500
	<b>Rough Brass</b> NT-125R	1-1/4" x 1-1/4"	250	500
	NT-152R	1-1/2" x 1-1/4"	250	500
NT-155R	1-1/2" x 1-1/2"	250	500	
<b>CF Cast Brass Closet Flanges</b>				
 CF-100	CF-100	<b>Chrome</b> 4" For Lead	1	50
	 CF-200	CF-200	4" x 3" DWV For Sweat	1
 CF-250	CF-250	3" DWV Shallow	1	50
 CF-300	CF-300	4" Deep Seal	1	50
 CF-400	CF-400	4" x 3" For Lead	1	50
 CF-500	CF-500	4" Offset	10	50
 62FCLV	62FCLV	Cleveland Code Closet Flange	1	50
<b>FCI Cast Iron Closet Flange</b>				
 FCI-420	FCI-420	4" x 2" Caulk Connection	1	8

Slip Nuts & Closet Flanges

# Spuds & Saddle Valves

	MATCO-NORCA MODEL NUMBER	PRODUCT DESCRIPTION	CARTON QUANTITIES	
			INNER	MASTER
	<b>SP Urinal &amp; Closet Spuds - Cast Brass</b>			
		<b>Urinal Spud With Heavy Mack Washer &amp; Friction Ring</b>		
	SP-125	1-1/4" x 1-1/4"	15	150
	SP-1275	1-1/4" x 3/4"	25	150
	SP-175	1" x 3/4"	10	200
	<b>Closet Spud With Heavy Mack Washer &amp; Friction Ring</b>			
	SP-152	1-1/2" x 1-1/4"	25	125
	SP-155	1-1/2" x 1-1/2"	25	125
	SP-225	2" x 1-1/4"	10	100
	SP-250	2" x 1-1/2"	10	100
SP-200	2" x 2"	10	100	

	MATCO-NORCA MODEL NUMBER	PRODUCT DESCRIPTION	CARTON QUANTITIES	
			INNER	MASTER
	<b>BSV Saddle Valves - Brass</b>			
	BSV-100	Standard - 1/4" OD Outlet, Fits 3/8" - 1-1/4" Tubing	12	144
	BSV-200	Self Piercing - 1/4" OD Outlet, Fits 3/8" - 1-1/4" Tubing	12	144

Spuds & Saddle Valves



# Washing Machine & Dishwasher Specialties

**MATCO-NORCA  
MODEL NUMBER**

**PRODUCT  
DESCRIPTION**

**CARTON QUANTITIES  
INNER MASTER**

## WTI / WTS Washing Machine Tee - Cast Brass



WTI-75



WTS-80

MATCO-NORCA MODEL NUMBER	PRODUCT DESCRIPTION	CARTON QUANTITIES INNER	CARTON QUANTITIES MASTER
WTI-75	<b>1-1/2" FIP x 1-1/2" MIP</b> 3/4" MIP x 1/2" FIP	10	100
WTI-77	3/4" Hose x 1/2" FIP	10	100
WTI-78	3/4" Hose x 1/2" SWT	10	100
WTS-80	<b>1-1/2" MIP x 1-1/2" Solder Joint</b> 3/4" MIP x 1/2" FIP	10	100
WTS-82	3/4" Hose x 1/2" FIP	10	100


## AG / DDC Dishwasher Tail Accessories



AG-007



DDC-100

AG-007	Dishwasher Airgap - Chrome Top	1	50	
DDC-100	4 Clamp Dishwasher Disposal Connector	1	200	

## MN PVC Sink Drains







MNSN-125



MNFT-150

MNSN-125	1-1/4" x 9" Slip Joint	1	100
MNSN-150	1-1/2" x 12" Slip Joint	1	100
MNFT-150	1-1/2" x 12" Flare Tail	1	100

# Aerators

AER	MATCO-NORCA	PRODUCT	CARTON QUANTITIES	
	MODEL NUMBER		DESCRIPTION	INNER
	AER-100C	Fits VE & CL Lavatory Faucets, 1.5 GPM - Chrome	1	1
	AER-101C	Fits VE & CL 100 & 200 Series, BL-200 & BL-240 Models, BL 300 Series, PO-320 & PA-320 Models, 2.2 GPM - Chrome	1	1
	AER-102C	Fits BL-400 & PO-400 Model Faucets, 1.5 GPM - Chrome	1	1
	AER-103C	Fits BL-260 & BL-250 Models, PO & PA 200 Series, CR 300 Series, 2.2 GPM - Chrome	1	1
	AER-100BN	Fits CL Lavatory Faucets, 1.5 GPM - Brushed Nickel	1	1
	AER-101BN	Fits CL 100 & 200 Series, BL-200 & BL-240 Models, BL 300 Series, PO-320 & PA-320 Models, 2.2 GPM - Brushed Nickel / Stainless Steel	1	1
	AER-102BN	Fits BL-400 & PO-400 Model Faucets, 1.5 GPM - Brushed Nickel	1	1
	AER-102ORB	Fits BL-400 & PO-400 Model Faucets, 1.5 GPM - Oil Rubbed Bronze	1	1
	AER-103BN	Fits BL-260 & BL-250 Models, PO & PA 200 Series, CR 300 Series, 2.2 GPM - Brushed Nickel / Stainless Steel	1	1
	AER-103ORB	Fits BL-260 & BL-250 Models, PO & PA 200 Series, CR 300 Series, 2.2 GPM - Oil Rubbed Bronze	1	1

# Aerators



AER-104C



AER-105C






AER-106C

AER / AIR	MATCO-NORCA MODEL NUMBER	PRODUCT DESCRIPTION	CARTON QUANTITIES	
			INNER	MASTER
	AER-104C	Fits BL-480 & PA-480 Models, PD-510 Models, 1.5 GPM - Chrome	1	1
	AER-104BN	Fits BL-480 & PA-480 Models, PD-510 Models, 1.5 GPM - Brushed Nickel	1	1
	AER-104ORB	Fits BL-480 & PA-480 Models, PD-510 Models, 1.5 GPM - Oil Rubbed Bronze	1	1
	AER-105C	Fits PA-300 Models, PD-300 & PD-400 Models, 1.5 GPM - Chrome	1	1
	AER-105BN	Fits PA-300 Models, PD-300 & PD-400 Models, 1.5 GPM - Brushed Nickel / Stainless Steel	1	1
	AER-105ORB	Fits PA-300 Models, PD-300 & PD-400 Models, 1.5 GPM - Oil Rubbed Bronze	1	1
	AER-106C	Fits CR 400 Series, PD-500 Models, 1.5 GPM - Chrome	1	1
	AER-106BN	Fits CR 400 Series, PD-500 Models, 1.5 GPM - Brushed Nickel	1	1
	AER-106ORB	Fits CR 400 Series, PD-500 Models, 1.5 GPM - Oil Rubbed Bronze	1	1
	AERM05	Fits VE & CL Families, Dual Thread Low Flow Aerator, 0.5 GPM - Chrome	1	50
	AERM05S	Regular Male Thread, 15/16, 0.5 GPM - Brushed Nickel	1	50
	AERM10	Regular Male Thread, 15/16, 1.0 GPM - Chrome	1	50
	AERM15	Fits VE & CL Families, Regular Male Thread, 15/16, 1.5 GPM - Chrome	1	50
	AER-15	Fits All VE & CL Series Families, Low Flow, 1.5 GPM @ 60 PSI - Chrome	1	1
	AIR-1516	Fits Male & Female, 15/16, 2 GPM @ 60 PSI- Chrome	100	1000














Aerators

# Bathcocks, Basin Faucets, Kitchen Hose & Spray

Bathcocks, Basin Faucets,  
Kitchen Hose & Spray

	MATCO-NORCA MODEL NUMBER	PRODUCT DESCRIPTION	CARTON QUANTITIES		NSF 61-8 UPC
			INNER	MASTER	
 <p>FY-750</p> <p>FY-775</p> <p>FY-850</p> <p>BCL-050</p>	<b>FY / BCL Bathcock - For Claw Foot Tub</b>				
	FY-750	3-3/8" - Chrome	1	24	NSF 61-8 UPC
	FY-775	3-3/8", Brass #3 Bathcock - Chrome	1	24	
	FY-850	Brass Code Pattern - Chrome	1	24	
	<b>Bathcock Elbow</b>				
BCL-050	1/2" Union x 1/2", Sold as a Pair, 2 Per Box	6	72		
 <p>FY-700X</p>	<b>FY Basin Faucet</b>				
	FY-700	With Hot & Cold Index Buttons, Removable Seat - Chrome	6	72	NSF 61-8 UPC
	FY-700X	Extra Heavy Pattern, With Hot & Cold Index Buttons, With Aerator - Chrome	1	30	
<b>HS Kitchen Side Spray &amp; Hose</b>					
 <p>HS-300</p>	HS-100	Replacement Side Spray Head - Black	20	100	NSF 61-8 UPC
	HS-200	4' Replacement Hose For Side Spray	1	100	
	HS-300	4' Replacement Hose With Universal Coupling & Black Spray Head	1	50	

# Self Closing Valves
















	MATCO-NORCA MODEL NUMBER	PRODUCT DESCRIPTION	CARTON QUANTITIES		
			INNER	MASTER	
<b>SCB / SCV Self Closing Valves - Chrome Plated</b>					
	SCB-050	1/2" Basin Faucet With Hot, Cold & Plain Buttons	1	36	
SCB-050					
	SCV-050	1/2" Valve With Cross Handle	1	50	
	SCV-050				
	SCV-052	1/2" Valve With Lever Handle	1	50	
	SCV-053				
	SCV-053	1/2" Valve With Lever Handle, Chain & Ring	1	50	
	SCV-054				
	SCV-054	1/2" Bubbler Faucet	1	40	
	SCV-054H				
	SCV-054H	1/2" Heavy Pattern Bubbler Faucet	1	40	
	SCV-055				
	SCV-055	1/2" Wall Mounted With Cross Handle, Plain End	1	50	

## SSV Shower Stall Valve




SSV-338	3-3/8"	1	24
---------	--------	---	----

# Faucet Handles & Stems

	MATCO-NORCA MODEL NUMBER	PRODUCT DESCRIPTION	CARTON QUANTITIES	
			INNER	MASTER
<b>RH / 437 Faucet Handles - Sold In Pairs</b>				
 RH-7280	RH-7280	"Jaws" Fit All Replacement Cross Handles - Chrome	25	100
 RH-7290	RH-7290	"Jaws" Fit All Replacement Lever Handles - Chrome	25	100
 RH-8000	RH-8000	"Jaws" Fit All Replacement Acrylic Handles	1	100
 RH-830WB	RH-830WB	Wrist Blade Handles For the Value Engineered & Classic Family of Faucets - Chrome	1	50
 437100	437100	Cross Handles, Set Screw "Fit All" Version With Wrench - Chrome	1	100
<b>GH Gerber Style Faucet &amp; Shower Handles - Sold In Pairs</b>				
 GH-150	GH-150	<b>Chrome</b> Faucet Replacement Handles	2	200
 GH-300	GH-300	Tub & Shower Replacement Handles	1	50
 GH-050WB	GH-050WB	Wrist Blade Handles	1	50
<b>STM / GS Stems, Diverters &amp; Seats</b>				
 STMC-27	STMC-27	Central Style Tub & Shower Stem	1	100
 STMG-15C	STMG-15C	Gerber Style Faucet Stem - Cold	1	100
 STMG-15H	STMG-15H	Gerber Style Faucet Stem - Hot	1	400
 STMG-23	STMG-23	Gerber Style Faucet Stem - Hot & Cold	1	100
 STMP-78	STMP-78	Price Pfister Style, 2 & 3 Handle Tub & Shower Stem - Hot & Cold	1	100
 STMG-0458	STMG-0458	Gerber Style Shower Diverter Stem	1	100
 GS-100	GS-100	<b>Gerber Style Faucet Seat</b> For Lavatory, Tub & Shower	500	3000

# Repair Clamps

**460** **Pipe Repair Clamp - Galvanized - For IPS Size**



460

MATCO-NORCA MODEL NUMBER	PRODUCT DESCRIPTION	CARTON QUANTITIES	
		INNER	MASTER
<b>With Rubber Gasket &amp; Two Bolts</b>			
460003	1/2"	10	100
460004	3/4"	10	100
460005	1"	5	50
460006	1-1/4"	5	50
460007	1-1/2"	5	50
460008	2"	5	50
460009	2-1/2"	3	30
460010	3"	3	30

See our Clampette Catalog for clamps made in the USA

**465** **Pipe Repair Clamp - Stainless Steel - For IPS Size**



465113

<b>3" Clamp With One Bolt</b>			
465023	3/8"	6	72
465033	1/2"	6	72
465043	3/4"	6	72
465053	1"	6	72
465063	1-1/4"	6	72
465073	1-1/2"	6	72
465083	2"	6	72
465093	2-1/2"	6	48
465103	3"	6	48
465113	4"	6	24



465116

<b>6" Clamp With Two Bolts</b>			
465026	3/8"	6	36
465036	1/2"	6	36
465046	3/4"	6	36
465056	1"	6	36
465066	1-1/4"	6	36
465076	1-1/2"	6	36
465086	2"	6	36
465096	2-1/2"	6	24
465106	3"	6	24
465116	4"	6	24

See our Clampette Catalog for clamps made in the USA



# Saddle Tee & Deck Plate Cleanout

Saddle Tee & Deck  
Plate Cleanout



451803

451	MATCO-NORCA MODEL NUMBER	PRODUCT DESCRIPTION	CARTON QUANTITIES	
			INNER	MASTER
		<b>Saddle Tee - Brass</b>		
		<b>For Polyethylene Tubing Only</b>		
	451403	3/4" x 1/2"	40	160
	451404	3/4" x 3/4"	40	160
	451503	1" x 1/2"	40	160
	451504	1" x 3/4"	36	144
	451603	1-1/4" x 1/2"	12	60
	451604	1-1/4" x 3/4"	12	60
	451605	1-1/4" x 1"	10	60
	451703	1-1/2" x 1/2"	10	60
	451704	1-1/2" x 3/4"	12	60
	451705	1-1/2" x 1"	15	60
	451803	2" x 1/2"	10	40
	451804	2" x 3/4"	10	40
	451805	2" x 1"	10	40
	4511004	3" x 3/4"	5	20

DKP	Deck Plate Cleanout - Cast Brass			
	DKP-201	2"	1	40
	DKP-301	3"	1	20
	DKP-401	4"	1	20
	DKP-501	5"	1	8
	DKP-601	6"	1	8



DKP

# Teflon Tape, PVC Tape & PVC Wrap

TF	Teflon Tape	MATCO-NORCA MODEL NUMBER	PRODUCT DESCRIPTION	CARTON QUANTITIES	
				INNER	MASTER
	<b>Mil Spec T-27730A</b>				
		TF03100	1/2" x 100"	1	1
		TF03260	1/2" x 260"	100	500
		TF03520	1/2" x 520"	100	500
		TF031296	1/2" x 1296"	50	250
		TF04260	3/4" x 260"	70	350
		TF04520	3/4" x 520"	70	350
		TF041296	3/4" x 1296"	50	250
		TF05260	1" x 260"	50	250
		TF05520	1" x 520"	50	250
		TF051296	1" x 1296"	1	150



TEFLON TAPE

## TE PVC Electrical Tape - 60' Rolls

TE0460	3/4" x 7 mil.	1	200
--------	---------------	---	-----



TE0460



Teflon Tape, PVC  
Tape & PVC Wrap


## TW PVC Pipe Wrap - 100' Rolls

TW0810	2" x 10 mil.	1	36	
TW0820	2" x 20 mil.	1	24	
TW1110	4" x 10 mil.	1	12	



TW0810

# Miscellaneous Plumbing Specialties





	MATCO-NORCA MODEL NUMBER	PRODUCT DESCRIPTION	CARTON QUANTITIES	
			INNER	MASTER
 <p>PC-05</p> <p>PC-08</p> <p>PC-08B</p>	<b>PC PVC Pipe Cutters &amp; Replacement Blades</b>			
	PC-05	1/2" to 1-1/4" Cutter	1	60
	PC-05B	1/2" to 1-1/4" Blade Only	1	200
	PC-08	1-1/4" to 2" Cutter	1	20
	PC-08B	1-1/4" to 2" Blade Only	1	1
	<b>Economy</b>			
	PC-05N	1/2" to 1-1/4" Economy Cutter	1	60
PC-05NB	1/2" to 1-1/4" Economy Blade Only	1	200	

	MATCO-NORCA MODEL NUMBER	PRODUCT DESCRIPTION	CARTON QUANTITIES	
			INNER	MASTER
 <p>SW-100</p>	<b>SW Plumbers Socket Wrench Set</b>			
	SW-100	5 Piece Set	1	25

	MATCO-NORCA MODEL NUMBER	PRODUCT DESCRIPTION	CARTON QUANTITIES	
			INNER	MASTER
 <p>PG-100</p>	<b>PG Pressure Gauge</b>			
	PG-100	1/4" MIP x 2" Diameter, 100 PSI	1	24

Miscellaneous  
Plumbing Specialties

# Miscellaneous Plumbing Specialties

	MATCO-NORCA MODEL NUMBER	PRODUCT DESCRIPTION	CARTON QUANTITIES		
			INNER	MASTER	
	<b>IS Integral Stop For Shower Valves</b>				
		<b>Slotted Stem</b>			
IS-23	1/2" MIP x 1/2" FIP - Chrome	10	200		
IS-24	1/2" MIP x 1/2" SWT - Chrome	10	200		

## TNSBMK Shower Valve Mounting Bracket



TNSBMK	ABS Valve - Black	1	48
--------	-------------------	---	----

## LSD Liquid Soap Dispenser



LSD-100	Chrome	1	12
LSD-100S	Brushed Nickel	1	12
LSD-100ORB	Oil Rubbed Bronze	1	12

# Miscellaneous Plumbing Specialties



CH-175

CH	MATCO-NORCA MODEL NUMBER	PRODUCT DESCRIPTION	CARTON QUANTITIES	
			INNER	MASTER
	CH-175	1-7/8" Faucet Hole Cover	1	500

GES	MATCO-NORCA MODEL NUMBER	PRODUCT DESCRIPTION	CARTON QUANTITIES	
			INNER	MASTER
	GES-01	For Use On Granite Countertop Thickness 1/2", Sold Per Pair	1	100



GES-01

PRV	MATCO-NORCA MODEL NUMBER	PRODUCT DESCRIPTION	CARTON QUANTITIES	
			INNER	MASTER
	PRV0303	Set to 75 PSI 1/2" x 1/2"	10	120
	PRV0404	3/4" x 1/2"	10	120



PRV0404

TWHK	MATCO-NORCA MODEL NUMBER	PRODUCT DESCRIPTION	CARTON QUANTITIES	
			INNER	MASTER
	TWHK04T	3/4" IPS, Includes 1 TV04TH, 1 TV04TC And 1 PRV	2	24
	TWHK04C	3/4" C x C, Includes 1 TV04CH, 1 TV04CC And 1 PRV	2	24



TWHK

# Mobile Home Products

	MATCO-NORCA MODEL NUMBER	PRODUCT DESCRIPTION	CARTON QUANTITIES	
			INNER	MASTER
	<b>NM</b>	<b>Non Metallic Faucets - Acrylic Handles</b>		
	NM-151C	Two Handle Three Piece Roman Tub Faucet - Chrome	1	12
	NM-151W	Two Handle Three Piece Roman Tub Faucet - White	1	24
	NM-152C	Two Handle One Piece Roman Tub Faucet - Chrome	1	24
	NM-300	Two Handle Kitchen Faucet, Less Spray - Chrome	1	12 
	NM-300W	Two Handle Kitchen Faucet, Less Spray - White	1	12 
	NM-300BL	Two Handle Kitchen Faucet, Less Spray - Chrome - Blister Pack	1	12 
	NM-300SPOUT	Spout For NM-300 - Chrome	1	60 
	NM-310	Two Handle Kitchen Faucet, With Spray - Chrome	1	24 
	NM-310BL	Two Handle Kitchen Faucet, With Spray - Chrome - Blister Pack	1	12 
	NM-400C	Two Handle Mixing Valve With Vacuum Breaker - Chrome	1	24
	NM-400W	Two Handle Mixing Valve With Vacuum Breaker - White	1	24
	NM-600	Two Handle Tub & Shower With Diverter Spout, Head, Arm & Flange - Chrome	1	24 
	NM-600SC	Two Handle Tub & Shower Valve Only, Less Head, Arm & Flange - Chrome	1	24 
	NM-600SW	Two Handle Tub & Shower Valve Only, Less Head, Arm & Flange - White	1	24 
	NM-800	Two Handle Lavatory Faucet, Less Pop Up - Chrome	1	24 
	NM-800BL	Two Handle Lavatory Faucet, Less Pop Up - Chrome - Blister Pack	1	12 
	NM-850	Two Handle Lavatory Faucet, With Pop Up - Chrome	1	12 
	NM-850BL	Two Handle Lavatory Faucet, With Pop Up - Chrome - Blister Pack	1	24 
	NM-985	Two Handle 4" Laundry Faucet - Chrome	1	24 
	NM-990	Two Handle 4" Bar Faucet - Chrome	1	24

# Mobile Home Products



FY-952MH

FY	MATCO-NORCA MODEL NUMBER	PRODUCT DESCRIPTION	CARTON QUANTITIES		
			INNER	MASTER	
	<b>Sink Drains</b>				
	FY-926CMH	Cleanout Plug Chrome Plated Plastic	1	200	
	FY-926STOPCP	Chrome Plated Stopper - Only For FY-926 Plug	1	100	
	FY-926WMH	Cleanout Plug White Plastic	1	200	
	FY-952MH	Chrome Plated Brass With Plastic Tailpiece Pop-up Assembly	1	48	

## LNT / TTD Tub Drains - Less Coupling Nut & Washer



LNT-151MH

	LNT-151MH	1-1/2" Lift & Turn Drain, Chrome Plated Die Cast Zinc	1	100	
	LNT-153CMH	Tub Drain Chrome Plated Plastic, With Captured Stopper	1	200	
	LNT-153WMH	Tub Drain White Plastic, With Captured Stopper	1	200	
	TTD-150MH	1-1/2" Touch Toe Drain, Chrome Plated Die Cast Zinc	1	100	





















S-6134CMH

## S Shower Kits - Plastic

<b>Polybagged - Bulk Packed</b>					
	S-6134CMH	Shower Head, Arm & Flange Kit - Chrome	1	200	
	S-6134WMH	Shower Head, Arm & Flange Kit - White	1	200	



# Mobile Home Products

		MATCO-NORCA MODEL NUMBER	PRODUCT DESCRIPTION	CARTON QUANTITIES INNER MASTER			
		<b>SS Strainers &amp; Drains - Less Coupling Nut &amp; Washer</b>					
		<b>Polybagged - Bulk Packed</b>					
		SS-150MH	Plastic Duo Strainer Stainless Steel Clad	1	50		
		SS-150MHW	Plastic Duo Strainer White	1	50		
		SS-200MH	2-1/2" Chrome Plated Die Cast Zinc Wash Tray Plug, With Rubber Stopper	1	100		
		SS-300MH	2-1/2" Stainless Steel Wash Tray Plug	1	100		
		SS-400MH	4-1/2" Large Flat Top Sink Strainer	1	50		
		SS-550	Stainless Steel Basket Only For SS-150MH	1	200		
		SS-550MHW	Plastic Basket Only - White For SS-150MHW	1	50		
		SS-600DCMH	2-1/2" Chrome Plated Die Cast Zinc Junior Duo Strainer	1	100		
		SS-600MHPL	Plastic Junior Duo Strainer, Stainless Steel Rim	1	100		
		SS-600MHW	White Plastic Junior Duo Strainer	1	100		
		SS-601DCB	Basket Only For 2-1/2" Junior Duo Strainer	1	100		
		SS-610MHPC	Chrome Plated Plastic Insert Only For Junior Duo Strainer	1	50		
		SS-625MHPC	2-1/2" Plastic Junior Duo Strainer With Screw In Basket	1	200		
							

Mobile Home  
Products

# Notes

# Quick Find Index

ITEM NUMBER	PAGE NUMBER
<b>20</b>	
26.....	13
29.....	11-12
<b>60</b>	
62.....	21
<b>400</b>	
413.....	6
437.....	28
451.....	30
460.....	29
465.....	29
<b>A</b>	
AER.....	24, 25
AG.....	23
AIR.....	25
<b>B</b>	
BCL.....	26
BPF.....	20
BSV.....	22
<b>C</b>	
CF.....	21
CH.....	34
COT.....	10
CP.....	18
<b>D</b>	
DDC.....	23
DDF.....	14
DKP.....	30
DV.....	18
DWL.....	14
<b>E</b>	
ESC.....	20
<b>F</b>	
FB.....	19
FCI.....	21

ITEM NUMBER	PAGE NUMBER
FCP.....	20
FY.....	8, 19, 26, 36
<b>G</b>	
GES.....	34
GH.....	28
GS.....	28
<b>H</b>	
HS.....	26
<b>I</b>	
IS.....	33
<b>J</b>	
JCR.....	17
<b>L</b>	
LNT.....	6, 36
LSD.....	33
LST.....	10
<b>M</b>	
M.....	17-18
MN.....	23
<b>N</b>	
NM.....	35
NT.....	21
<b>P</b>	
PC.....	32
PG.....	32
PRV.....	34
PTRAP.....	10
<b>R</b>	
RH.....	28
<b>S</b>	
S-900.....	17
S.....	16, 36
S-AB.....	17

ITEM NUMBER	PAGE NUMBER
SBW.....	7
SCB.....	27
SCV.....	27
SDB.....	7
SDP.....	7
SP.....	22
SS.....	4, 5, 37
SSDW.....	14
SSF.....	14
SST.....	15
SSV.....	27
SSWM.....	15
STM.....	28
SW.....	32
<b>T</b>	
T.....	19
TE.....	31
TF.....	31
TNSBMK.....	33
TRAP.....	9-10
TTD.....	6, 36
TW.....	31
TWB.....	6
TWHK.....	34
<b>V</b>	
VC.....	18
VF.....	15
VHW.....	18
VTC.....	15
<b>W</b>	
WTI.....	23
WTS.....	23

# Matco-Norca Product Lines

## Valves



514T



759T



521C



B5-LGG



205F



120WC

## Fittings & Nipples



150# Black Malleable Tee



Brass Coupling



300# Galvanized Elbow



Dielectric Union



Steel Nipples



Brass Nipples

## Faucets



Padova



Crescendo



Portia



Positano



Builder Light



Classic



Value Engineered

## Plumbing Specialties



29-1003PX



SSF12



M350



TWB-100



SDBC 200



SS-100

For more information about our Extensive Product Lines visit our website at [www.matco-norca.com](http://www.matco-norca.com)

 **MATCO-NORCA**  
Global sourcing. National compliance. Local service.

**CALIFORNIA** 5593 Fresca Dr., La Palma CA 90623 • Toll Free: 866-532-8306 • Fax: 866-532-8307  
**TEXAS** 1150 Silber Rd., Houston TX 77055 • Toll Free: 800-935-5456 • Fax: 713-680-2999  
**NEW YORK** PO Box 27, Rt. 22, Brewster NY 10509 • Toll Free: 800-431-2082 • Fax: 845-278-9056  
WEB: [www.matco-norca.com](http://www.matco-norca.com) EMAIL: [mail@matco-norca.com](mailto:mail@matco-norca.com)