

25" TOTTEN

GRANITE COMPOSITE KITCHEN SINK - BLACK

SKU: 948459, 948460



FEATURES

27-inch minimum base cabinet width.
It is recommended to have the sink at the job site before cutting cabinet or counter top.
Resistant to heat, stains, and scratches.

CONTENTS

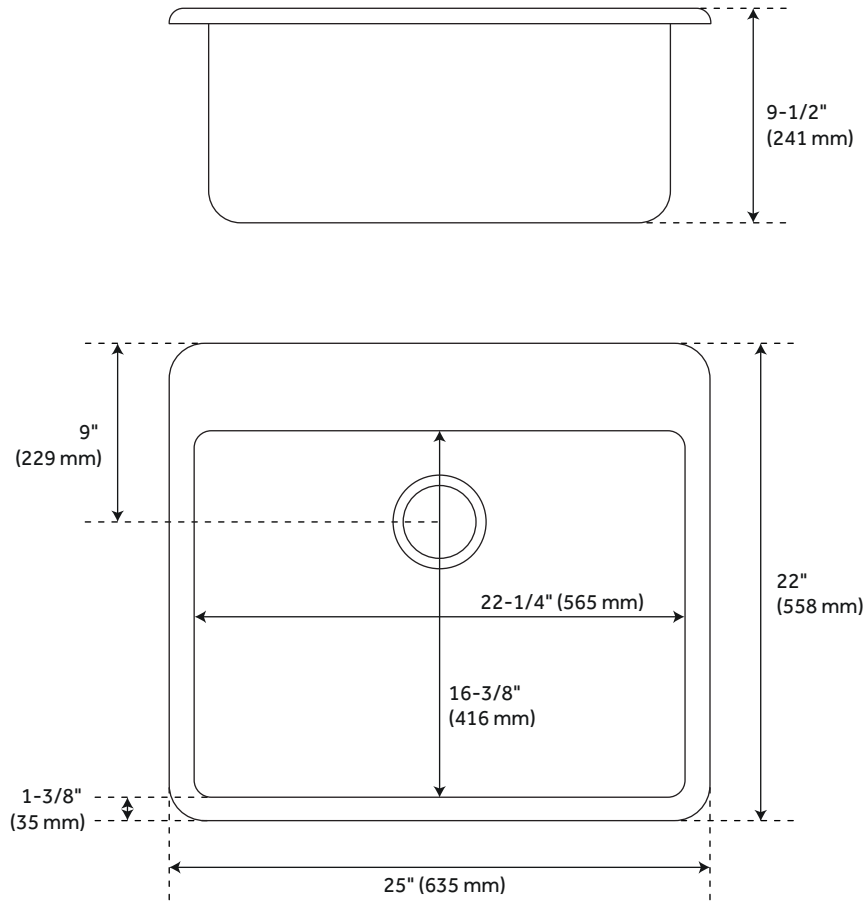
DROP-IN SINK	PAGE 2
UNDERMOUNT SINK.....	PAGE 3
OPTIONAL GRID	PAGE 4

REVISED 09/09/2020

25" TOTTEN

GRANITE COMPOSITE KITCHEN SINK - BLACK - DROP-IN

SKU: 948460



FEATURES

- Material: Granite Composite
- Basin Split: Single
- Shape: Rectangle
- Sink Installation: Drop-in
- Faucet Centers: No Faucet Hole
- Number Of Basins: 1
- Product Color: Gray
- Length: 25"
- Width: 22"
- Height: 9-1/2"
- Basin Length: 22-1/4"
- Basin Width: 16-3/8"
- Water Depth To Rim: 9-1/2"
- Faucet Included: No
- Faucet Holes: No Faucet Hole
- Drain Placement: Rear-center
- Drain Included: Optional
- Fits Drain Hole Size: 3-1/2"
- Mounting Hardware Included: Yes

CODES/STANDARDS

- cUPC
- CSA B45.5/IAPMO Z124
- Massachusetts Accepted



PRODUCT IMAGE



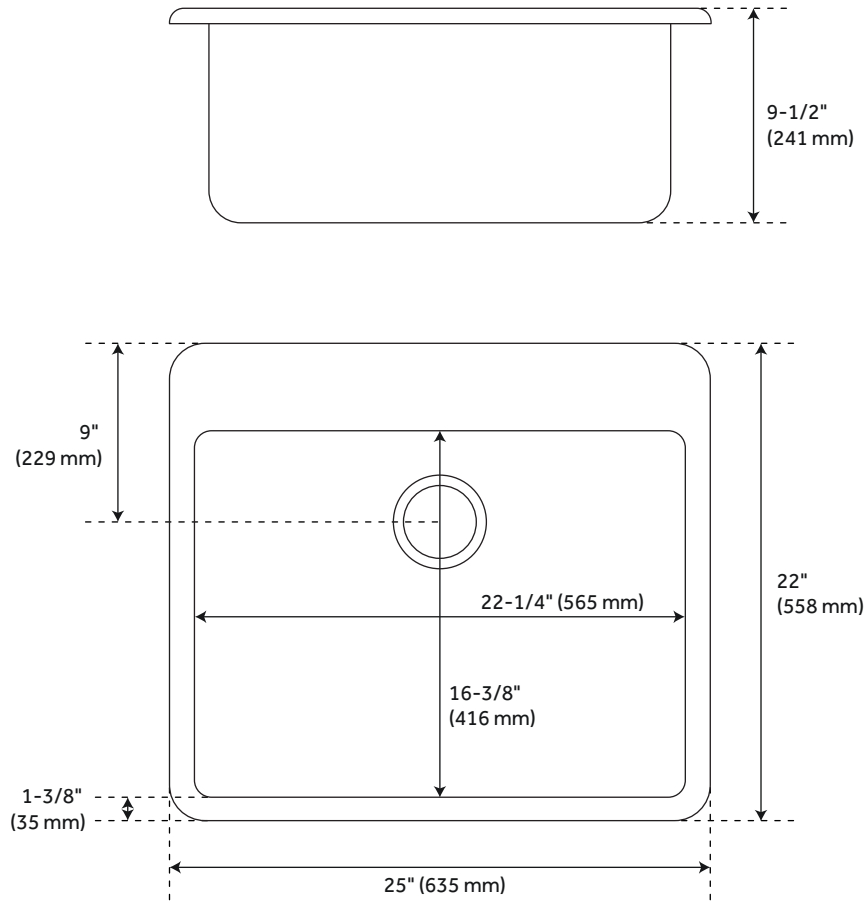
All dimensions and specifications are nominal and may vary. Use actual products for accuracy in critical situations.

PAGE 2
Code: SHGR1B2522BK

25" TOTTEN

GRANITE COMPOSITE KITCHEN SINK - BLACK - UNDERMOUNT

SKU: 948459



FEATURES

Material: Granite Composite
Basin Split: Single
Shape: Rectangle
Sink Installation: Drop-in
Faucet Centers: No Faucet Hole
Number Of Basins: 1
Product Color: Gray
Length: 25"
Width: 22"
Height: 9-1/2"
Basin Length: 22-1/4"
Basin Width: 16-3/8"
Water Depth To Rim: 9-1/2"
Faucet Included: No
Faucet Holes: No Faucet Hole
Drain Placement: Rear-center
Drain Included: Optional
Fits Drain Hole Size: 3-1/2"
Mounting Hardware Included: Yes

CODES/STANDARDS

cUPC
CSA B45.5/IAPMO Z124
Massachusetts Accepted



PRODUCT IMAGE



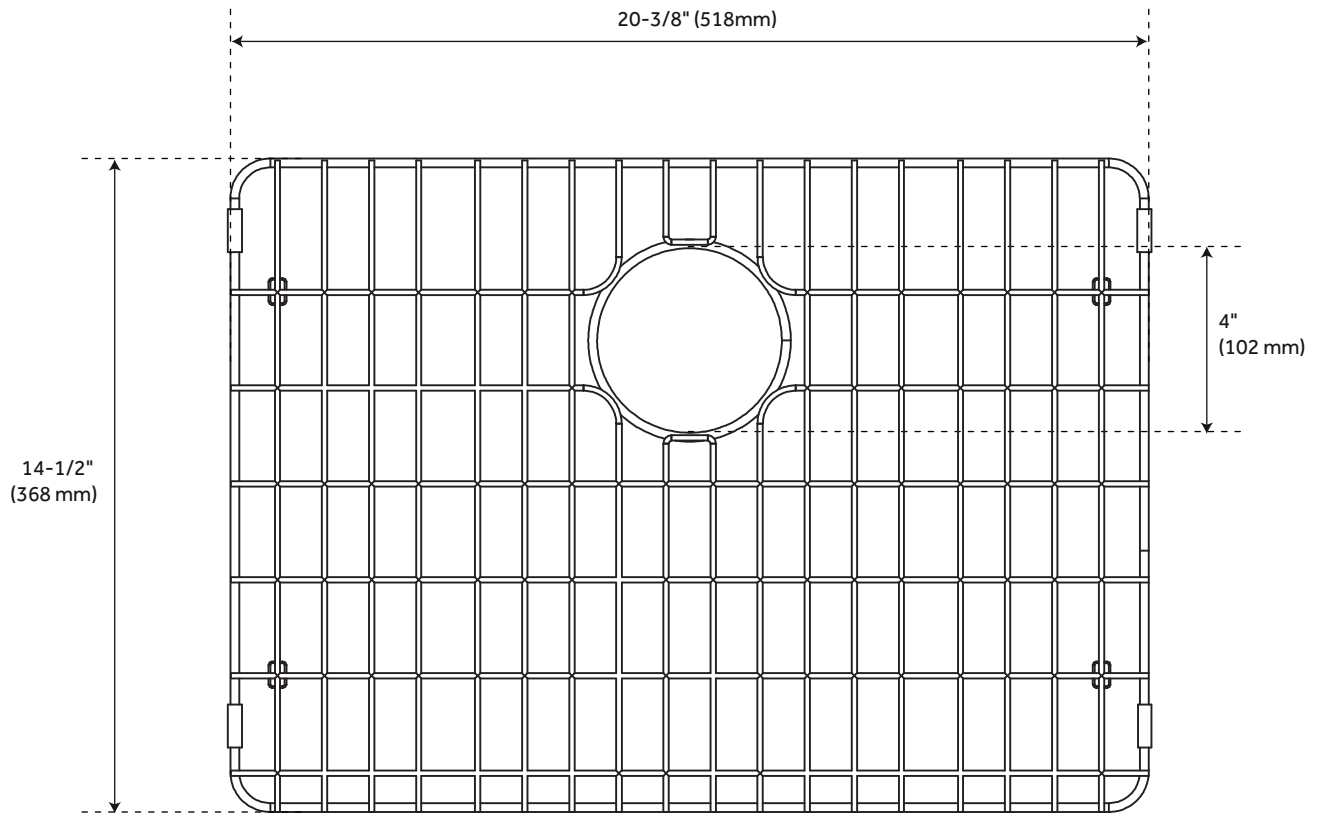
All dimensions and specifications are nominal and may vary. Use actual products for accuracy in critical situations.

PAGE 3
Code: SHGR1B2522BK

TOTTEN

OPTIONAL - SINK GRID FOR 25" SINGLE-BOWL GRANITE COMPOSITE SINK


SKU: 950765



FEATURES

Material: Stainless Steel
Length: 20-3/8" (518mm)
Width: 14-1/2" (368 mm)
DrainSize: 4" (102 mm)

PRODUCT IMAGE



All dimensions and specifications are nominal and may vary. Use actual products for accuracy in critical situations.

PAGE 4
Code: SHG2014