



Job Name:	
Job Location:	
Engineer:	
Contractor:	
Tag:	
PO#:	
Rep:	
Wholesale Dist.:	

### DESCRIPTION

The Apollo® MVB-LF (34BLF Series) Thermostatic Mixing Valves are designed to control and limit the volumes of cold and hot water required to deliver mixed water at a predetermined temperature either from the "point of source" or "point of use" application for single or multiple fixtures. The valves are built using "lead free\*" materials and can be configured with several design features depending on your application. **Now triple listed to ASSE 1017, 1069, and 1070 and a minimum flow rate of 0.5gpm.**

### FEATURES

- Lead Free\* Construction
- Superior Thermostatic Element Technology for Optimum Reliability, Dependability and Accuracy
- Integral Strainers and Check Valves Provide Protection Against Cross-Flow and Foreign Particles
- Thermostat Over-Temperature Protection
- Tamper Resistant Maximum Temperature Setting Adjustment
- Instantaneous Cold or Hot Water Supply Failure Shut-Off Protection
- Multiple Connection Options to Fit Your Specific Needs
- **Made in USA**

### APPROVALS

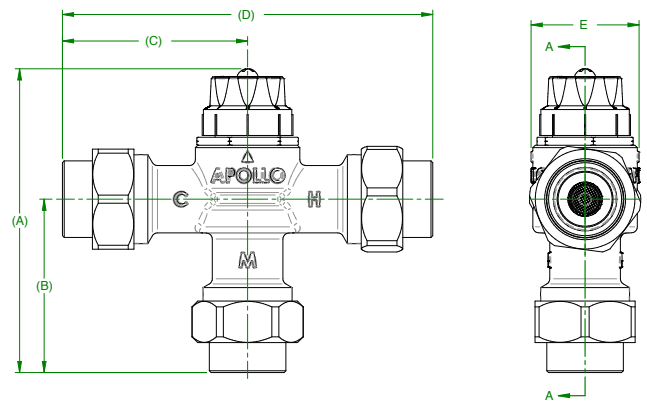
- **ASSE 1017** - Temperature Actuated Mixing Valve for Hot Water Distribution Systems
- **ASSE 1069** - Automatic Temperature Control Mixing Valve
- **ASSE 1070-2015/ASME A112.1070-2015/CSA B125.70-15** - Water Temperature Limiting Devices
- **CSA B125.3** - Plumbing Supply Fittings
- **NSF/ANSI 372** - Lead Free

### STANDARD MATERIALS LIST

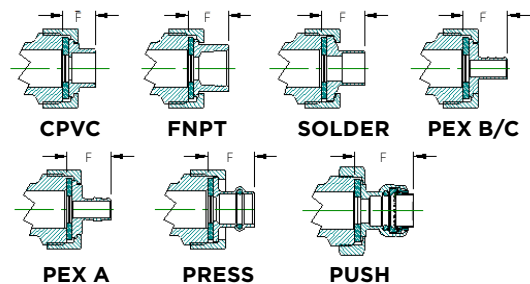
<b>BODY</b>	UNS C89836 Lead Free* Bronze
<b>SHUTTLE</b>	Noryl® Modified PPO (Polyphenylene Oxide)
<b>SENSOR</b>	Brass/Wax filled
<b>O-RING</b>	Chloramine Resistant EPDM
<b>SPRING</b>	ASTM A313 Stainless Steel
<b>CAP</b>	ABS

### DIMENSIONS

SERIES NO.	CONNECTION	SIZE (IN.)	DIMENSIONS (IN.)							WEIGHT (LB.)
			A	B	C	D	E	F		
34BLF313T	Thread - FNPT	1/2	5.04	2.85	3.05	6.09	1.87	0.95	2.70	
34BLF313S	Solder		5.12	2.93	3.13	6.25	1.87	0.93	2.54	
34BLF313C	CPVC		4.89	2.70	2.90	5.79	1.87	0.70	2.42	
34BLF313X2	PEX A		5.14	4.24	4.44	8.87	1.87	1.20	2.60	
34BLF313X	PEX B/C		5.14	2.95	3.15	6.29	1.87	1.02	2.60	
34BLF313PR	Press		5.19	2.99	3.19	6.37	1.87	0.99	2.65	
34BLF313P	Push		6.43	4.24	4.44	8.87	1.87	1.23	3.45	
34BLF314T	Thread - FNPT	3/4	5.12	2.93	3.13	6.25	1.87	0.93	2.80	
34BLF314S	Solder		5.12	2.93	3.13	6.25	1.87	0.93	2.60	
34BLF314C	CPVC		5.18	2.99	3.18	6.37	1.87	0.92	2.40	
34BLF314X2	PEX A		6.43	4.24	4.44	6.37	1.87	1.20	2.60	
34BLF314X	PEX B/C		5.14	2.95	3.15	6.29	1.87	1.25	2.60	
34BLF314PR	Press		5.33	3.13	3.33	6.65	1.87	1.14	2.70	
34BLF314P	Push		5.95	3.76	4.44	8.87	1.87	1.78	3.20	
34BLF315T	Thread - FNPT	1	5.25	3.02	3.22	6.43	2.12	1.06	3.58	
34BLF315S	Solder		5.25	3.02	3.22	6.43	2.12	1.06	3.34	
34BLF315C	CPVC		5.38	3.15	3.35	6.69	2.12	1.16	3.31	
34BLF315X2	PEX A		5.75	3.55	3.75	7.48	2.12	1.17	3.70	
34BLF315X	PEX B/C		5.36	3.13	3.33	6.65	2.12	1.55	3.39	
34BLF315PR	Press		5.37	3.14	3.37	6.74	2.12	1.18	3.31	
34BLF315P	Push		6.05	3.85	4.05	8.09	2.12	1.96	4.50	



### TAILPIECES



\* PEX A (ASTM F1960) Cold Expansion PEX

\*\* PEX B/C (ASTM F1807) Crimp PEX

\*LEAD FREE: The wetted surfaces of this product shall contain no more than 0.25% lead by weighted average. Complies with Federal Public Law 111-380. ANSI 3rd party approved and listed.

#### PERFORMANCE RATING

- Maximum Supply Pressure: 150 psig (1034 kPa)
- Maximum Working Temperature: 210°F (99 °C)
- Hot Water Inlet Temperature Range: 120° - 180°F (49° - 82°C)
- Mixed Water Temperature Range: 80° - 120°F (27° - 49°C)
- Mixed Water Temperature Tolerance: ± 3°F (1.7 °C)
- Minimum Flow Rate: 0.5 gpm (1.9 lpm)

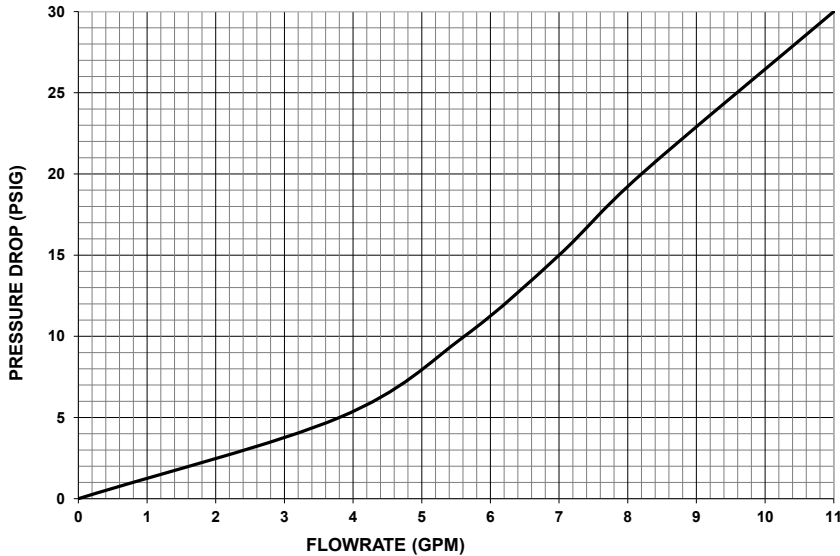
SIZE (IN.)	CONNECTION	SERIES NO.
1/2"	Solder inlets x Solder outlet	34BLF313S
	FNPT inlets x FNPT outlet	34BLF313T
	CPVC inlets x CPVC outlet	34BLF313C
	PEX A inlets x PEX A outlet	34BLF313X2
	PEX B/C inlets x PEX B/C outlet	34BLF313X
	Solder inlets x CPVC outlet	34BLF313SC
	FNPT inlets x CPVC outlet	34BLF313TC
	PEX B/C inlets x CPVC outlet	34BLF313XC
	CPVC inlets x PEX B/C outlet	34BLF313CX
	PRESS inlets x PRESS outlet	34BLF313PR
PUSH inlets x PUSH outlet	34BLF313P	

SIZE (IN.)	CONNECTION	SERIES NO.
3/4"	Solder inlets x Solder outlet	34BLF314S
	FNPT inlets x FNPT outlet	34BLF314T
	CPVC inlets x CPVC outlet	34BLF314C
	PEX A inlets x PEX A outlet	34BLF314X2
	PEX B/C inlets x PEX B/C outlet	34BLF314X
	Solder inlets x CPVC outlet	34BLF314SC
	FNPT inlets x CPVC outlet	34BLF314TC
	PEX B/C inlets x CPVC outlet	34BLF314XC
	CPVC inlets x PEX B/C outlet	34BLF314CX
	PRESS inlets x PRESS outlet	34BLF314PR
PUSH inlets x PUSH outlet	34BLF314P	

SIZE (IN.)	CONNECTION	SERIES NO.
1"	Solder inlets x Solder outlet	34BLF315S
	FNPT inlets x FNPT outlet	34BLF315T
	PEX A inlets x PEX A outlets	34BLF315X2
	PEX B/C inlets x PEX B/C outlets	34BLF315X
	PRESS inlets x PRESS outlet	34BLF315PR
	PUSH inlets x PUSH outlet	34BLF315P

\* PEX A (ASTM F1960) Cold Expansion PEX  
 \*\* PEX B/C (ASTM F1807) Crimp PEX  
 Push (ASSE 1061)

#### FLOW CURVE



Cold and hot water inlet pressures at 45 psig; Cold water supply temperature at 55 ±5 °F; Hot water supply temperature at 140 ±5 °F; Mixed water temperature at 105 ±5 °F.

FLOWRATES MAY VARY DEPENDING ON ACTUAL SYSTEM OPERATING CONDITIONS