

Features

- Two-way diverter valve.
- Diverter valve code approved for backflow protection.
- 15 gpm (gallons per minute) flow rate using 1/2-inch high-flow valves.
- Handshower sold separately.
- Coordinates with Components faucets, shower trim, and accessories to complete your bathroom.

Material

- Brass construction.
- KOHLER finishes resist corrosion and tarnishing.

Installation

- Deck-mount or bath-mount.

Recommended Products/Accessories

K-45415-AG Multifunction 2-Way Handshower, 1.75 gpm
K-72421-G Multifunction Handshower
K-22165-G 1.75 gpm multifunction handshower
K-22166-G 1.75 gpm multifunction handshower with Katalyst®
79583 Roughing-in Kit for Deck-Mount Handshowers

Included Components

Additional Components:
GP78825 Polished Chrome hose kit



Codes/Standards




ASME A112.18.1/CSA B125.1

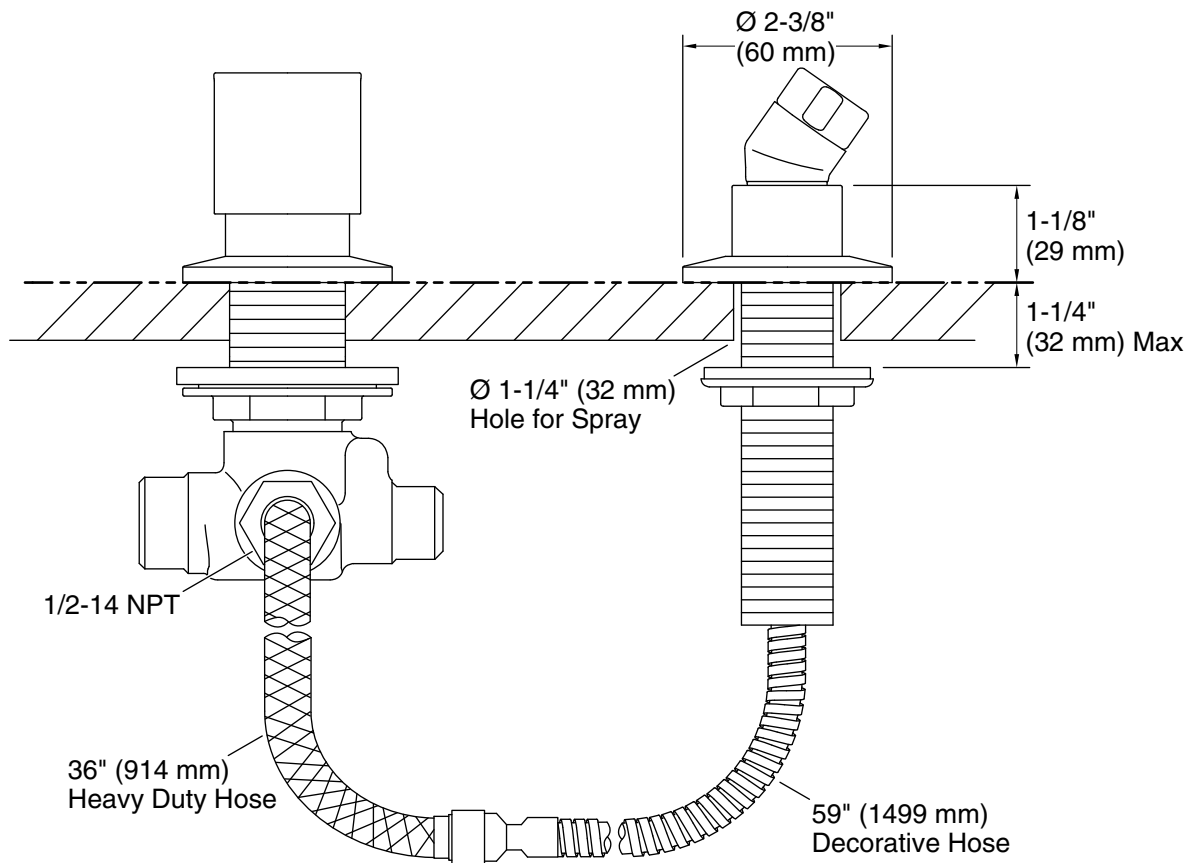
KOHLER® Faucet Lifetime Limited Warranty

See website for detailed warranty information.

Available Colors/Finishes

Color tiles intended for reference only.

Color	Code	Description
	CP	Polished Chrome
	BN	Vibrant® Brushed Nickel
	BL	Matte Black



Technical Information

All product dimensions are nominal.

Shower Valve:

Flow rate - Max: 15 gal/min (56.8 l/min)

Valve body: Cast brass

Drain included: No

Notes

Install this product according to the installation instructions.