



24" Marvel Refrigerated Drawers

Model # ML24RD

Performance

- Dynamic Cooling Technology™ delivers the industry's best temperature stability and rapid cool down, tested and proven to cool nearly 2x faster than competitors
- Thermal-efficient cabinet ensures optimum preservation and energy efficiency while maximizing capacity
- Now even quieter operation thanks to exclusive design enhancements to buffer and minimize sound

Storage Capabilities

- 5.0 cu. ft. capacity, stores (108) 12-oz cans in two large-capacity roller-glide drawers
- Adjustable grip divider included in top drawer to organize and secure contents

Touchpad Controls


- Multifunction Marvel Intuit™ Integrated Controls allow you to select a precise cabinet temperature from 34° F to 42° F
- Vacation mode conserves energy during times when unit is not in use

Aesthetics

- Specially designed for a truly flush fit with adjoining cabinetry
- Pristine white interior easily wipes clean
- Efficient arctic white LED lighting illuminates interior for better viewing
- Finish options: stainless steel, black or overlay (panel ready)

Additional Convenience

- Close Door Assist System™ gently and automatically brings drawers to a close, ensuring they're never accidentally left ajar
- Black toe kick adjustable to 4" with leveling legs
- 1-year parts and labor warranty, 5-year sealed system parts warranty



Ordering Options

Solid Stainless Steel Drawer Front, Stainless Designer Handle	ML24RDS3NS
Solid Smooth Black Drawer Front, Black Designer Handle	ML24RDS3NB
Panel-Ready Solid Overlay Drawer Front, (Handle Not Included)*	ML24RDP3NP

*Easy installation! No panel kit required. Consult your cabinet maker for overlay panel and handle options.



Stainless Steel

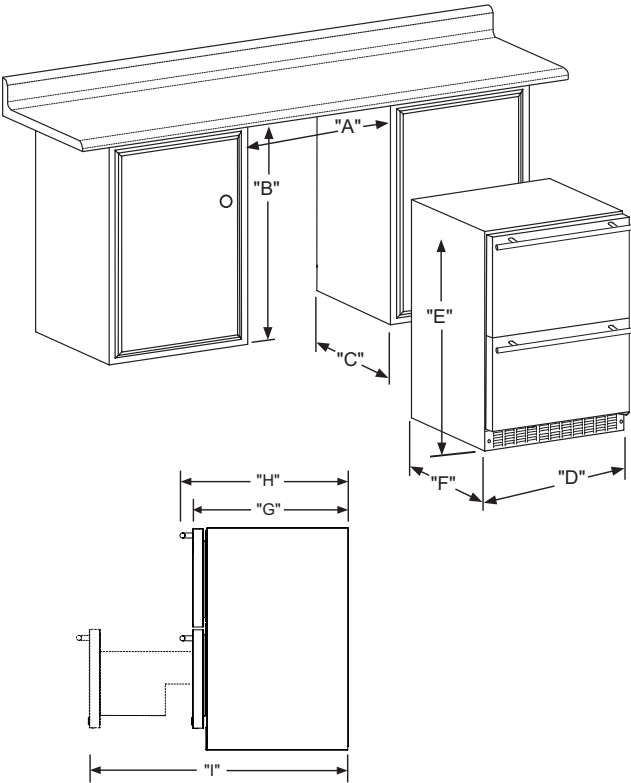


Solid Overlay
(Panel Ready)*

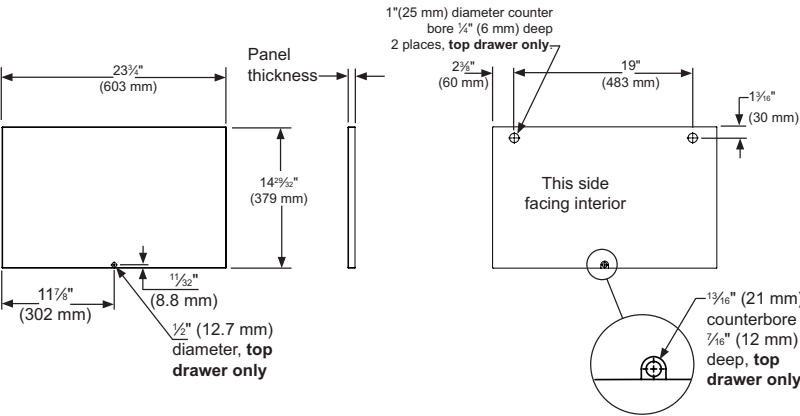


Black

Product Dimensions



Panel Overlay Dimensions



Rough-In Dimensions

A. Rough-In Width	24"	
B. Rough-In Height	Solid Door	34" to 35"
	Overlay Door	34 1/4" to 35 1/4"
C. Rough-In Depth	24"	

Product Dimensions

D. Width	23 7/8"	
E. Height	Solid Door	33 3/4" to 34 3/4"
	Overlay Door	34" to 35"
F. Depth	21 1/2"	
G. Depth to Front of Door	Solid Door	23 23/32"
	Overlay Door	22 7/8" Without Handle
H. Depth to Handle	25 21/32" (Stainless Steel)	
I. Depth with door at 90°	Solid Door	46 13/32"
	Overlay Door	46 1/2"

Product Features

Interior Cabinet Finish	White
Capacity	Up to 108 12-oz cans
Shelving System	NA
Shelf Fronts	NA
Other Storage	(1) Quick-Grip Divider
Interior Lighting	White LED
Toe Grill Finish	Black
Hinge	NA
Handle	Slim Designer Handle (Panel Overlay Does Not Include Handle)
Control Type	Intuit™
Temperature Range	34° to 42° F
Lock	No
Electrical Requirements	120V / 60Hz / 15A
Length of Power Cord	6'
Shipping Weight	160 lbs
Finishes	Stainless Steel, Overlay, Black
Vacation Mode	Yes
Agency Approvals	CSA, ENERGY STAR

For comprehensive installation instructions, please visit www.marvelrefrigeration.com to access the owner's guide.