

Fig. AF090 (Formerly Anvil Fig. 89X & Afcon Fig. 160)

Restraining Strap

Size Range: 3/8" through 3/4" Threaded Rod

Material: Carbon Steel

Finish: Pre-Galvanized per ASTM A653

Service: Secures beam clamps to the beam where building movement is expected due to seismic activity. NFPA 13 requires the use of restraining straps in seismic areas. For use with Anvil Fig. 86, 88, 92, 93, 94, and 95 beam clamps.

Approvals: cULus Listed. Complies with the hanging and bracing requirements listed in NFPA 13.

Features:

- Dual hole design allows for one part to be installed with 3/8" and 1/2" rod.
- Unique hook design allows for easy installation on existing piping systems.

Installation Instructions:

- Install beam clamp per manufacture's installation instructions.
- Place restraining strap over exposed rod.
- Pull tight and wrap the opposite end of the restraining strap around the beam flange. At least 1" must wrap around the beam. For best performance, ensure the retrofit restraining strap is tight against the beam.
- For rod which extends less than 1" past the restraining strap, a nut must be installed to secure the restraining strap to the beam clamp and rod.
- Fire Protection applications shall also be installed per the requirements of NFPA 13 and local codes.

Ordering: Specify size, length, figure number and description.

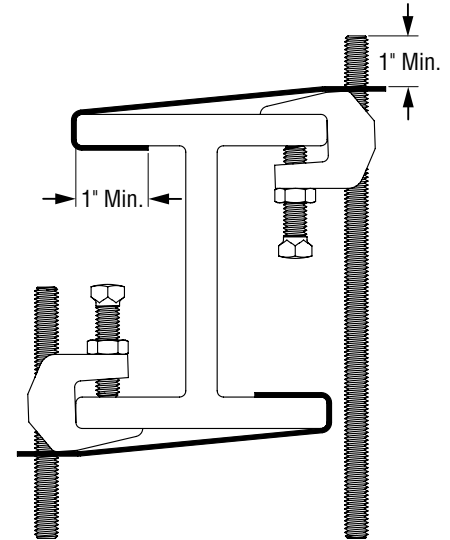
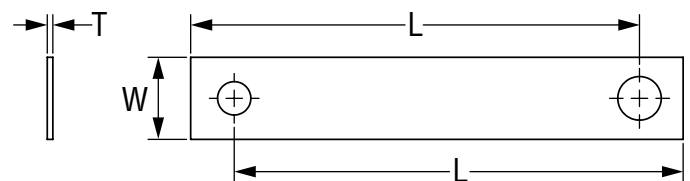


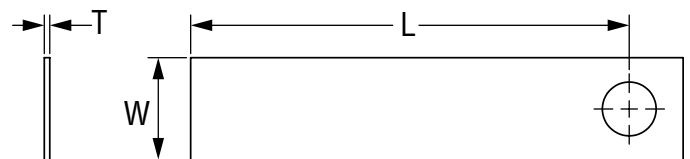
FIG. AF090: DIMENSIONS (IN)			
Rod Size	L Length	W Width	T Thickness
3/8 & 1/2	6, 8, 10, 12	1	15 ga.
5/8		1 1/4	14 ga.
3/4			

Notes: Anvil International® brand bracing components are designed to be compatible ONLY with other Anvil International® brand bracing components, resulting in a Listed seismic bracing assembly. Updated UL listing information may be viewed at www.ul.com

Disclaimer: Anvil International ("Anvil") does not provide any warranties and specifically disclaims any liability whatsoever with respect to Anvil bracing products and components that are used in combination with products, parts or systems not manufactured or sold by Anvil. In no event shall Anvil be liable for any incidental, direct, consequential, special or indirect damages or lost profits where non-Anvil bracing components have been, or are used.



3/8" and 1/2" Combo Restraining Strap



5/8" and 3/4" Restraining Strap

PROJECT INFORMATION		APPROVAL STAMP	
Project:		<input type="checkbox"/> Approved	
Address:		<input type="checkbox"/> Approved as noted	
Contractor:		<input type="checkbox"/> Not approved	
Engineer:		Remarks:	
Submittal Date:			
Notes 1:			
Notes 2:			