

Features

- Air-induction technology maximizes the air/water mix for a powerful, even flow.
- Optimized sprayface with 48 nozzles delivers a more focused coverage.
- Ergonomic sprayhead pivots to allow precise adjustment for targeted hydromassage.
- MasterClean™ sprayface features an easy-to-clean surface that withstands mineral buildup.
- 1.75 gpm (6.6 lpm) maximum flow rate.
- Requires K-8593 or K-9514 shower hose (sold separately).
- Coordinates with other products in the Artifacts collection.

Installation

- Bracket or slidebar required for wall-mount installation.
- Deck-mount holder required for deck-mount installation.

Water Conservation & Rebates

- This product can help a building earn Water Efficiency points in LEED® Green Building Rating System.

Required Products/Accessories

- K-8593 72" Shower Hose
- K-9514 60" Shower Hose

Recommended Products/Accessories

- K-23723 Faucet cleaner



Codes/Standards







- ASME A112.18.1/CSA B125.1
- DOE - Energy Policy Act 1992
- EPA WaterSense®
- California Energy Commission (CEC)

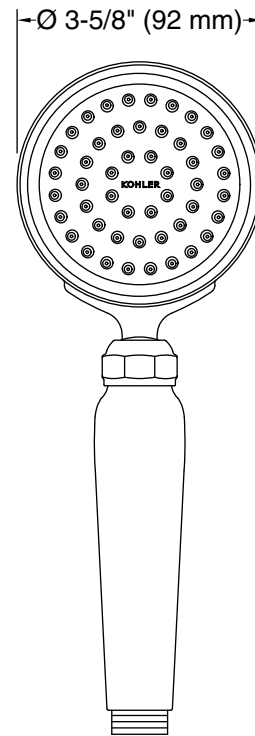
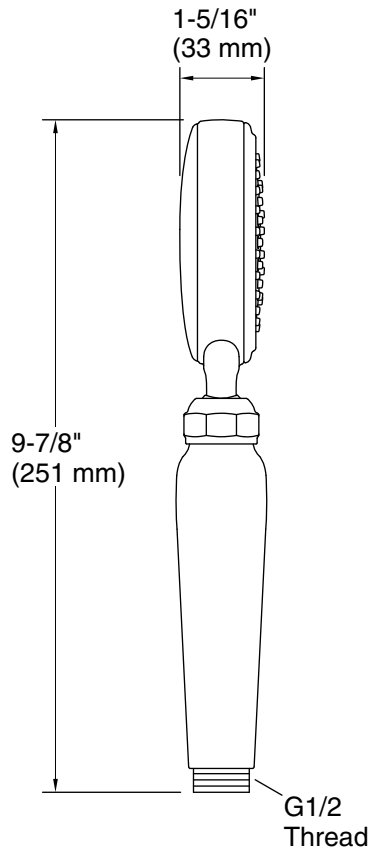
KOHLER® Faucet Lifetime Limited Warranty

See website for detailed warranty information.

Available Colors/Finishes

Color tiles intended for reference only.

Color	Code	Description
	CP	Polished Chrome
	SN	Vibrant® Polished Nickel
	BN	Vibrant® Brushed Nickel
	BV	Vibrant® Brushed Bronze
	2BZ	Oil-Rubbed Bronze
	2MB	Vibrant® Brushed Moderne Brass



Technical Information

All product dimensions are nominal.

Handshower:

Rated maximum flow: 1.75 gal/min (6.6 l/min)

Pressure: 45 psi (3.1 bar)

Notes

Install this product according to the installation instructions.

Plumbing codes require an atmospheric vacuum breaker (such as Kohler Model K-9660) be installed in-line with handshowers. Please consult with local plumbing officials.