

HPCN36WS

36-INCH CHIMNEY WALL HOOD

PROFESSIONAL® SERIES



FEATURES & BENEFITS

- Professional® Series chimney wall hoods create a crafted, sculpted focal point
- Designed to complete the ultimate cooking system with Thermador ranges
- Powerfully Quiet® system accepts integral, inline, and remote blowers
- Dishwasher-safe stainless steel, commercial-style baffle filters
- Beautiful illumination with multi-level, vivid LED lights

ACCESSORIES (OPTIONAL)

25 ft. Blower Connector Cable - EXTNCB25W

For use with the following inline and remote blowers: VTR630W, VTR1030W, VTR1330W, VTI610W, VTI1010W

Roofplates

RFPLT600P - For use with 600 CFM remote blower VTR630W


RFPLT1000P - For use with 1000 CFM remote blower VTR1030W and 1300 CFM blower VTR1330W

6" Tall Duct Cover, 36" Wide	CHMHP366W
18" - 35" Tall Duct Cover, 36" Wide	CHMHP36TW
42" - 59" Tall Duct Cover, 36" Wide	CHMHP36XTW

Remote Control Panel

REMCPU - Ability to vertically install on cabinetry or wall to control hood in a convenient location

Roof Jack	RJ310
8" Wall Cap	WC8
10" Wall Cap	WC10



GENERAL PROPERTIES

Features

Multi-Level LED Lights with Fading Transitions, Automatic Mode, Check Filter Reminder Light, Delay Shut-Off

Operating Mode	Ducted
Maximum CFM	Blower Sold Separately
Number of Speed Settings	4-Stage
Motor Location	Blower Sold Separately
Number of Lights	2
Bulb Type	LED
Total Power of the Lamps (W)	2.4 W
Damper Included	Yes
Grease Filter Material	Washable Stainless Steel

Grease Filter Type

Stainless-Steel Commercial Style Baffle Filter

Home Connect™ (Wi-Fi Enabled)	No
-------------------------------	----

TECHNICAL DETAILS

Watts (W)	See Chart on Page 3
Current (A)	See Chart on Page 3
Volts (V)	120 V
Frequency (Hz)	60 Hz
Plug Type	Fixed Connection, No Plug

DIMENSIONS & WEIGHT

Overall Appliance Dimensions (Width of Canopy Included) (HxWxD) (in)	18" x 35 15/16" x 24"
Height of the Chimney (in)	Duct Covers Sold Separately
Required Distance Above Cooktop / Range Cooking Surface	30" / 30"
Diameter of Air Duct (in) Top	10"
Net Weight (lbs)	70 lbs

ACCESSORIES (REQUIRED)

BLOWER OPTIONS

Remote Blower (Mounted to Roof or External Wall)	VTR630W - 600 CFM
	VTR1030W - 1000 CFM
	VTR1330W - 1300 CFM
Inline Blower (Mounted Between Kitchen and External Wall)	VTI610W - 600 CFM
	VTI1010W - 1000 CFM
Integrated Blower (Mounted in Hood)	VTN630W - 600 CFM
	VTN1090R - 1000 CFM

WARRANTY

Limited Warranty Parts and Labor	2 Year
----------------------------------	--------

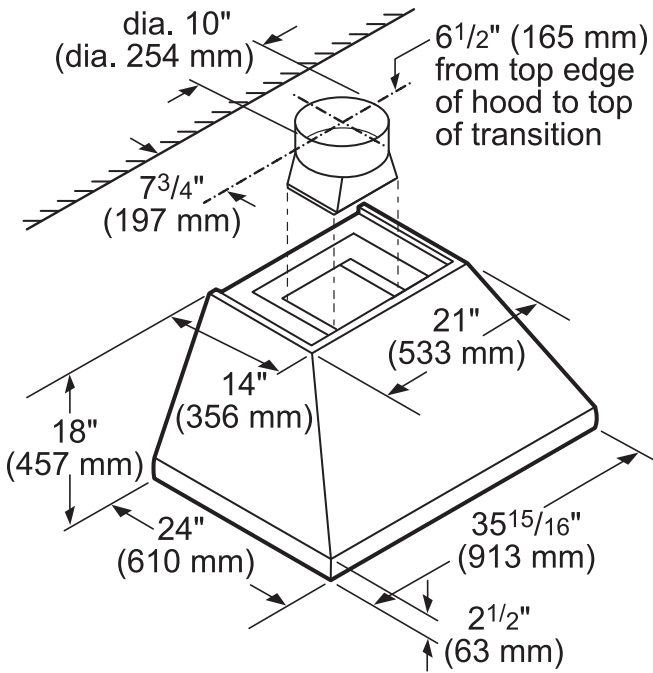
HPCN36WS

36-INCH CHIMNEY WALL HOOD

PROFESSIONAL® SERIES

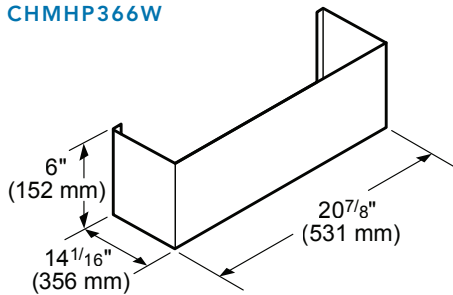


HOOD DIMENSIONS



OPTIONAL ACCESSORIES

6" TALL DUCT COVER CHMHP366W



Standard duct cover for up to 8-foot ceiling heights



18" – 35" TALL TELESCOPING DUCT COVER CHMHP36TW

Telescoping design for extension up to 9-foot to 10-foot ceiling heights



42" – 59" TALL TELESCOPING DUCT COVER CHMHP36XTW

Telescoping design for extension up to 11-foot to 12-foot ceiling heights

REMOTE CONTROL PANEL REMCPW



Convenience at your fingertips: The remote control accessory offers the freedom to extend your hood controls to a more reachable spot

HPCN36WS

36-INCH CHIMNEY WALL HOOD

PROFESSIONAL® SERIES

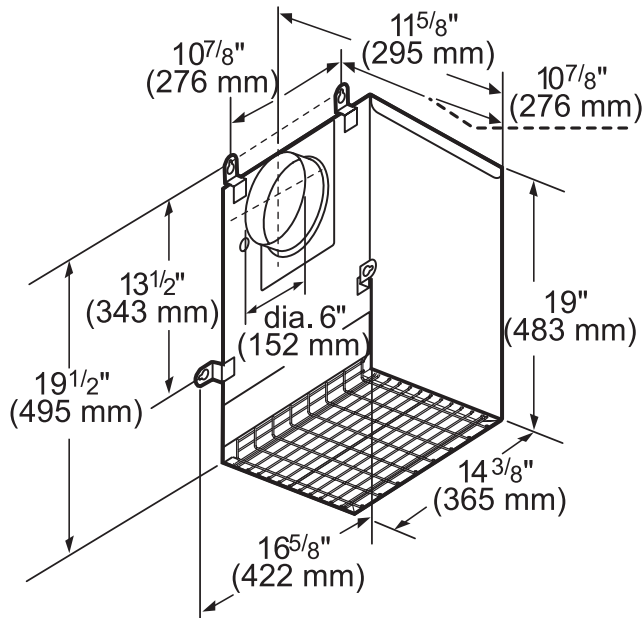


MODEL	DESCRIPTION		ELECTRIC LOAD						
			VTN630W	VTN1090W	VTI610W	VTI1010W	VTR630W	VTR1030W	VTR1330W
HPCN36WS	36" Chimney Wall Hood	Amps	4.0	7.4	5.9	7.8	5.9	7.8	11.3
		Watts	480	888	708	936	708	936	1,356

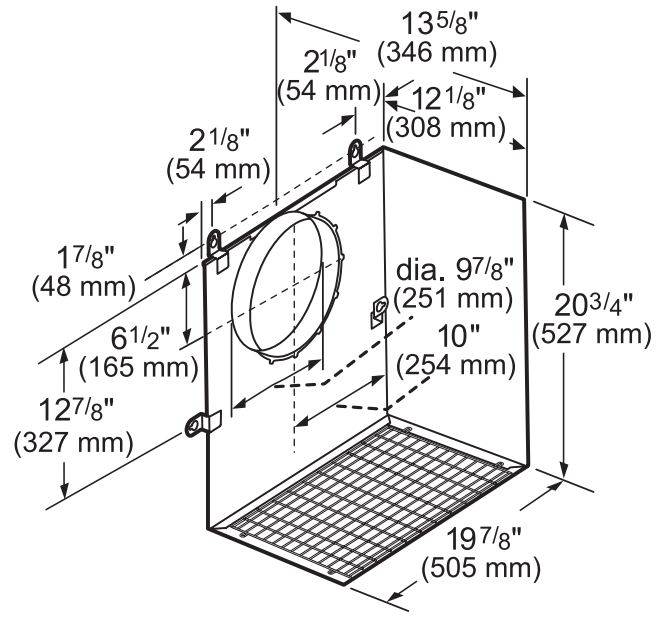
REMOTE BLOWERS (MOUNTED TO ROOF OR EXTERNAL WALL)

VTR630W-600 CFM

VTR1030W-1000 CFM

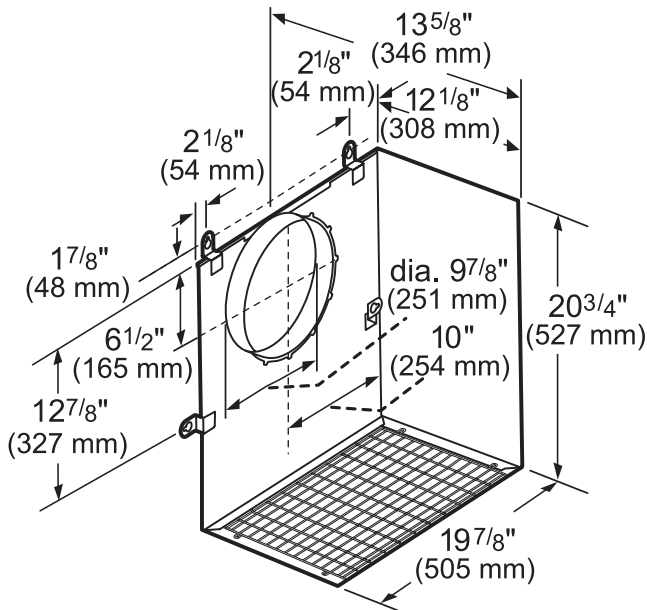


measurements in inches and mm



measurements in inches and mm

VTR1330W-1300 CFM



measurements in inches and mm

HPCN36WS

36-INCH CHIMNEY WALL HOOD

PROFESSIONAL® SERIES



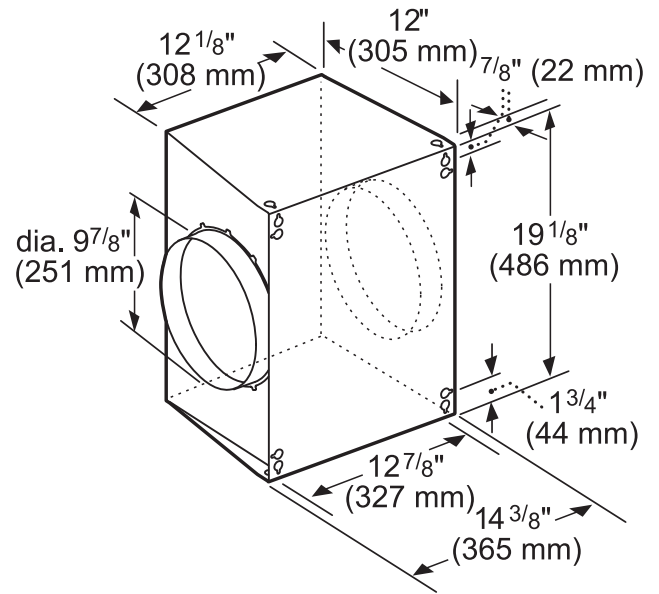
INLINE BLOWERS (MOUNTED BETWEEN KITCHEN AND EXTERNAL WALL)

VTI610W-600 CFM



measurements in inches and mm

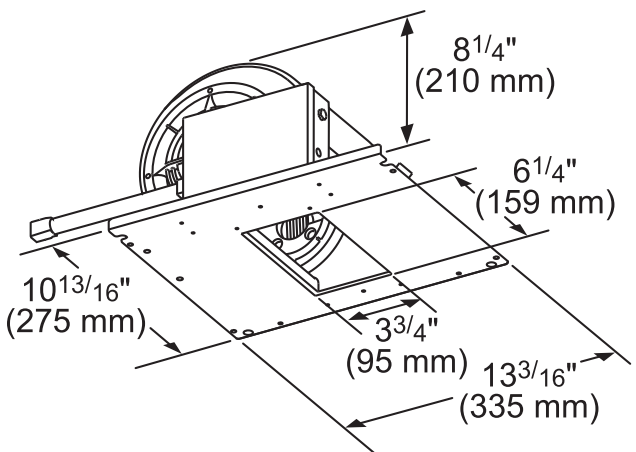
VTI1010W-1000 CFM



measurements in inches and mm

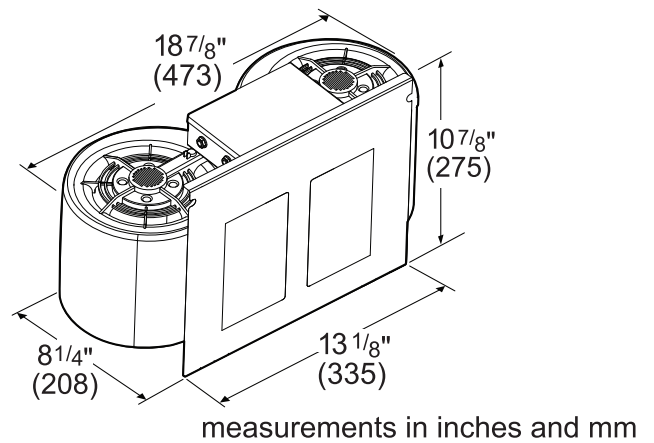
INTEGRATED BLOWERS (MOUNTED IN HOOD)

VTN630W-600 CFM



measurements in inches (mm)

VTN1090R-1000 CFM



measurements in inches and mm

HPCN36WS

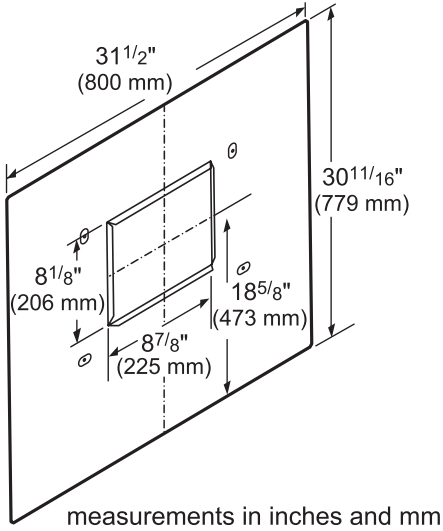
36-INCH CHIMNEY WALL HOOD

PROFESSIONAL® SERIES

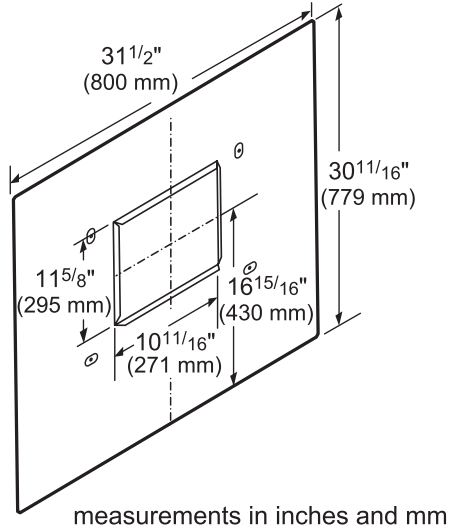


REMOTE BLOWER ACCESSORIES

ROOFPLATE-RFPLT600P



ROOFPLATE-RFPLT1000P

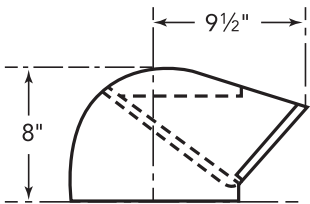


EXTNCB25W

For use with the following Inline and Remote Blowers: VTR630W, VTR1030W, VTR1330W, VTI610W, VTI1010W

ROOF JACK & TRANSITION

ROOF JACK-RJ310



HPCN36WS

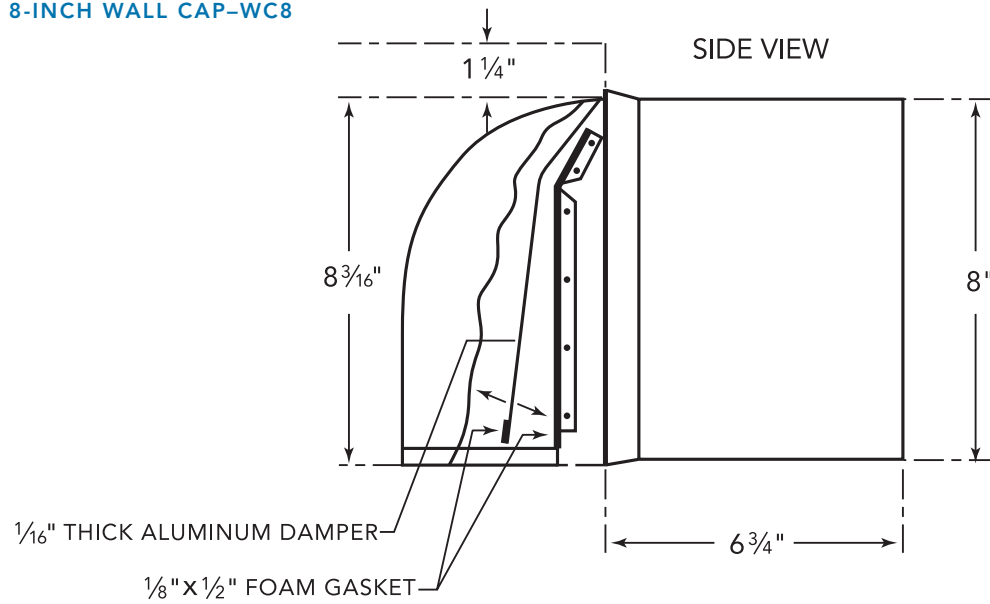
36-INCH CHIMNEY WALL HOOD

PROFESSIONAL® SERIES

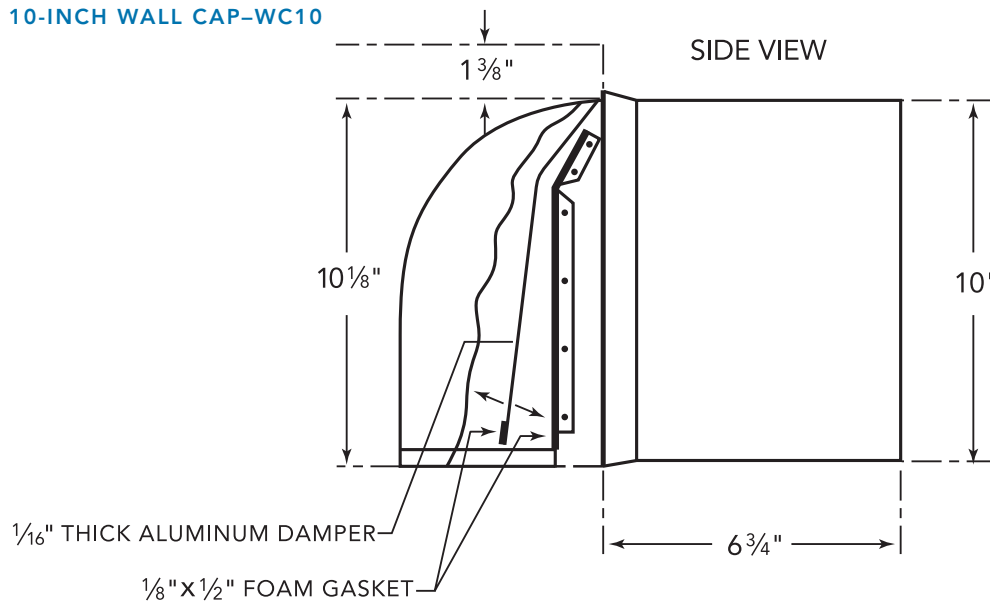


WALL CAPS

8-INCH WALL CAP-WC8



10-INCH WALL CAP-WC10



These warranties give you specific legal rights and you may have other rights that vary from state to state. Full warranty and limited warranty from date of installation. For complete warranty details, refer to your Use & Care manual, or ask your dealer.

Specifications are for planning purposes only. Refer to installation instructions and consult your countertop supplier prior to making counter opening. Consult with a heating and ventilation engineer for your specific ventilation requirements. For the most detailed information, refer to installation instructions accompanying product or write to Thermador indicating the model number. Specifications are correct at time of printing. Thermador reserves the right to change product specifications or design without notice. Some models are certified for use in Canada. Thermador is not responsible for products that are transported from the U.S. for use in Canada.