



Window & Door Replacement Hardware





WHO WE ARE

Headquartered in Redlands, California, Prime-Line Products was established in 1978 as a supplier of Window and Door Replacement Hardware. What started as an initial offering of 300 parts, has now grown to an assortment of thousands of items in a variety of categories within the Home Improvement space.

Prime-Line's growth is enhanced by our proprietary regional assortment data that takes the guesswork out of a business as SKU intensive as replacement hardware and answers the question 'What sells where?' Our relentless focus on innovation, customer service, attention to detail and accurate order processing have been instrumental in developing Prime-Line's leading position in the market for more than 40 years.

Today, with an ever-expanding product mix, Prime-Line is recognized as North America's largest supplier of window and door replacement hardware and is a leader in the Maintenance, Repair and Operations (MRO) industry.

Time and time again, we're the go-to brand for retailers, wholesalers, commercial companies and individual homeowners because of the 'one-stop shop' experience our item selection and in-house expertise provides.

Without a doubt, we offer thousands of replacement hardware parts... including the one you need.

What makes us different:

- Largest selection of current and hard-to-find hardware plus adjacent categories
- Competitive wholesale pricing
- Proprietary market data that provides guidance for regional assortments
- In stock, ready to ship inventory
- Personalized account management and technical support

How we can help:

- Global sourcing and manufacturing
- Private labeling
- Single-item drop ship and large warehouse order fulfillment
- Nationwide shipping from a centralized location
- Full EDI integrations developed in-house
- In-house eCommerce, content creation and Creative Services

Have questions?

Our Customer Experience team is made up of industry veterans, they are true experts and are here to help. If you have questions, need a quote or want to place an order, send an email to customerservice@primeline.net or call 1-800-255-3505 Monday thru Friday 6am to 5pm PST.

For further information, please contact us directly:

1980 Orange Tree Lane, Suite 100
Redlands, CA 92374
800.255.3505
primelineparts.com

Product Category	<i>Page Location</i>
Sliding Screen Door	
Latches, Pulls and Keepers	2
Rollers, Guides and Accessories	7
Sliding Patio Door	
Handles, Latches and Accessories	14
Rollers and Accessories	24
Locks, Keepers and Accessories	38
Sliding Window (Horizontal and Vertical)	
Locks, Latches and Handles	44
Channel and Spiral Balances	54
Rollers and Guides	61
Casement, Jalousie and Awning Window	
Operators, Handles and Locks	67
Amesbury Truth Hardware	
Operators, Handles, Covers, Locks and Tracks	75
Window Screen	
Clips, Lift Tabs, Latches and Hangers	82
Screening Accessories	
Screen Frame, Corners, Spline, Rolling Tools, Clips and Hangers	89

Product Category	<i>Page Location</i>
Tub and Shower Door	
Rollers, Guides, Handles and Sweeps	119
Closet Door	
Bi-passing Rollers, Guides and Accessories	126
Bi-folding Guides, Pivots and Accessories	138
Pocket Door Rollers, Guides and Accessories	148
Closet Door Catches	153
Drawer, Cabinet and Mobile Home	
Guides, Kits, Rollers and Accessories	154
Mobile Home	159
Entry Door	
Wall Shields	160
Door Stops	160
Residential Hinges	161
Commercial Hinges	162
Home Security	
Strikes, Door Re-inforcers, Window, Patio and Entry Door Locks, Segal and Mailbox Locks	163
Restroom Partition	
Privacy Cover, Strikes, Latches, Keepers, Hinges, Brackets and Fasteners	189

Product Category	<i>Page Location</i>
Plumbing	
Basket Strainers and Tools	217
Utility	
Safety Hasps	224
Slide Bolts	226
Cover Caps	227
Catches	227
Pulls	228
Shelf Pegs & Mirror Clips	229
Flag Pole Holders	231
Corner Shields	231
Tote Trac	232
Door and Gate Closers	232
Garage Door	
Cables, Rollers, Hinges, Handles and Springs	234
Commercial Door	
Locks, Door Stops, Pull, Push and Kick Plates	243
Screen and Storm Door	
Knobs, Latches, Strikes, Closers, Clips and Weatherstrip	246
Handyman Springs	
Extension and Compression	254

SCREEN DOOR

Latches & Keepers



Sliding patio screen doors can be maintained and repaired easily using Prime-Line's patio screen door hardware. With over 40 separate items available, finding the right part is assured. Components such as latches and keepers work to keep your door operating smoothly.



RETURN TO MASTER TOC

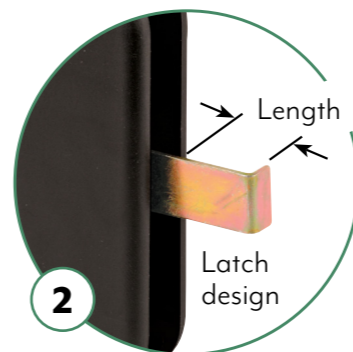
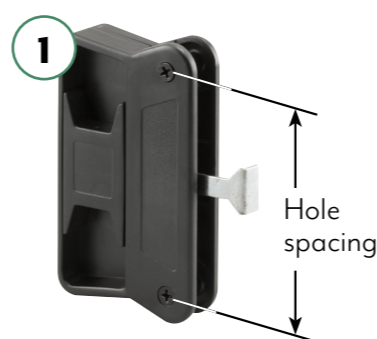
“Measure the hole spacing carefully and compare the latch design.”

Uses: Sliding screen door handles are installed on most all types of sliding screen doors. These allow controlled access of pets, children and even squirrels and raccoons.

Selection: Most doors are punched and drilled to accept only one type of handle. If your old handle is missing, in most cases you can use a universal surface mounted latch like item A 105.

In order to identify your system:

1. Carefully review the handles hole spacing (distance from the center of the first hole to the center of the second hole).
2. Latch design and the length.
3. Most handles are not supplied with a latch keeper; select the strike that closely resembles your style.



A 127
Keeper



A 139
Latch & Pull



A 105
Latch & Keeper



A 187
Latch & Pull

Section Table of Contents

[How To Use The Catalog](#)

[Keepers](#)

[Kicker Wedge](#)

[Latches](#)

[Pulls](#)

Time required for installation: 5 to 10 minutes for most replacements.

Tools required: Phillips screwdriver, straight slot screwdriver, pliers or needle nose pliers.

Expected lifetime: Screen door handles can last many years with proper care and seasonal maintenance. Frequency of use, damage from children or pets, environmental conditions and improper adjustment can cause early failure.

Why buy: Most purchases are the result of wear on the handle or hook assembly. It is important to have a proper functioning screen door from a health standpoint as it can prevent insects from entering the home and provide a safety factor to maintain access control for pets or wild animals.

Care and maintenance: Latches should be lubricated every season. Avoid using a degreaser or solvent-based lubricant as it can damage the plastic components. Use a good quality silicone or dry film lubricant. Adjust the keeper position every season and check for proper alignment.



SLIDING SCREEN DOOR

Get the most out of your interactive catalog



Qty: 2, with fasteners.
Diecast, adjustment slots.
A127 (1/4 in. offset)

Clickable hyperlink launches internet browser, opening a new web page that redirects to the product page on the Prime-Line website.

Toggle between photo and dimensioned line drawing of product.

Additional product specifications.

ARROW > PRIME-LINE PRIME-LINE B2B | CONTACT US

WELCOME TO THE NEW PRIME-LINE PARTS WEBSITE

PRIME-LINE Search ACCOUNT CART (0)

REPAIR/REPLACEMENT PARTS SAFETY AND SECURITY PRODUCTS FASTENERS CATALOGS PROJECTS

REPAIR/REPLACEMENT PARTS / SLIDING SCREEN DOOR HARDWARE / LATCHES

Sliding Screen door Keeper, Diecast, Adjustment Slots, Screws Included (2 Pack)
SKU: A 127 (0)

\$5.30

- Used by a variety of sliding patio door manufacturers
- Non-handed for left or right sliding screen patio doors
- 5/16 inch wide x 1/2 inch hook projection
- View Details

1 ADD TO CART

PRODUCT DETAILS

This diecast keeper or strike is used by a variety of screen door manufacturers. It is 5/16 inch wide with a 1/2 inch deep projection. It has an downward hook and adjustment slots that allows it to be adjusted up or down to the correct position to engage the latch.

SPECIFICATIONS

- Diecast construction with an aluminum finish
- Adjustable installation

WARRANTIES & MANUALS

Chat with us

Descriptive title.

Product description.

Add to cart option

SLIDING SCREEN DOOR

Latches & Pulls



Qty: 1, with fasteners.
Plastic inside and outside handles, steel latch, 3 in. hole spacing, non-handed, for "Hat Section" style doors.

A187 (Black)



Qty: 1, with fasteners.
Plastic inside and outside handles, steel latch, 3 in. hole spacing, non-handed.

A186 (Black) **A260** (White)




Qty: 1, with fasteners.
Plastic inside and outside handles, steel latch, 3 in. hole spacing, non-handed.

A180 (Black)



Qty: 1, with fasteners.
Plastic inside and outside handles, steel latch, 3 in. hole spacing, non-handed.

A177 (Black)



Qty: 1, with fasteners.
Plastic inside and outside handles, plastic latch, steel keeper, vinyl guides, 3 in. hole spacing, non-handed.

A218 (Black – 5/8 in. latch projection)



Qty: 1, with fasteners.
Plastic inside and outside handles, steel latch, steel keeper, vinyl guides, 3 in. hole spacing, non-handed.

A219 (Black)



Qty: 1, with fasteners.
Plastic inside and outside handles, steel latch, 2-5/8 in. hole spacing, non-handed.

A142 (Black)



Qty: 1, with fasteners.
Plastic inside and outside handles, steel latch, 3 in. hole spacing, non-handed.

A139 (Black)



Qty: 1, with fasteners.
Plastic inside and outside handles, steel latch, 3 in. hole spacing, non-handed.

A168 (Black – 11/16 in. latch projection)

A201 (Black – 1 in. latch projection)

A212 (White – 11/16 in. latch projection)



Qty: 1, with fasteners.
Plastic inside and outside handles, steel latch, 3-1/4 in. hole spacing, non-handed.

A150 (Black)



Qty: 1, with fasteners.
Plastic inside and outside handles, steel latch, 3-9/16 in. hole spacing, non-handed.

A151 (Black)



Qty: 1, with fasteners.
Diecast inside and outside handles, 5-1/8 in. hole spacing, flush mount hook latch, automatic locking feature.

A202 (Black)

SLIDING SCREEN DOOR

Latches & Pulls



Qty: 1, with fasteners.
Diecast inside and outside handles, 5-1/8 in. hole spacing, flush mount hook latch, automatic locking feature.

A 222 (White)



Qty: 1, with fasteners.
Plastic inside and outside handles, steel latch, 3-1/2 in. hole spacing, non-handed, edge mounted.

A 215 (Black)



Qty: 1, with fasteners.
Plastic inside and outside handles, steel latch, 3-1/2 in. hole spacing, non-handed.

A 220 (Black)



Qty: 1, with fasteners.
Plastic inside and outside handles, plastic latch, 3 in. hole spacing, non-handed, nite locking feature.

A 108 (Black)



Qty: 1, with fasteners.
Plastic inside and outside handles, plastic latch, 3 in. hole spacing, non-handed, nite locking feature.

A 156 (Black)



Qty: 1, with fasteners.
Plastic inside and outside handles, plastic latch, 3 in. hole spacing, non-handed, nite locking feature.

A 109 (Black)



Qty: 1, with fasteners.
Plastic inside and outside handles, plastic latch, 3 in. hole spacing, non-handed, nite locking feature.

A 165 (Black)



Qty: 1, with fasteners.
Plastic inside and outside handles, plastic latch, 2-13/16 in. hole spacing, non-handed, nite locking feature.

A 147 (Black)



Right hand shown

Qty: 1, with fasteners.
Diecast latch and keeper, 2-1/4 in. hole spacing, surface mount.

A 103 (Chrome – right hand) **A 184** (Chrome – left hand)
A 104 (Black – right hand)



Qty: 1, with fasteners.
Diecast inside handle and keeper, 2-3/8 in. hole spacing, non-handed.

A 105 (Chrome) **A 155** (Black)



Qty: 1, with fasteners.
Plastic latch, aluminum keeper, 3-1/2 in. hole spacing, non-handed.

A 140 (Aluminum)



Qty: 1, with fasteners.
Plastic latch, steel hook and keeper, 3-7/8 in. hole spacing, non-handed.

A 121

SLIDING SCREEN DOOR

Latches, Pulls, Keepers & Kicker Wedge



Qty: 1, with fastener.
Diecast lever.

A130



Qty: 1
Plastic inside handle, 2-1/8 in. hole spacing, non-handed, used on Andersen®.

A208 (White) **A209** (Stone)



Qty: 1, with fasteners.
Plastic inside and outside handles, 3 in. hole spacing, non-handed.

A111 (Black)



Qty: 1, with fasteners.
Plastic inside handle, diecast outside handle, 3 in. hole spacing, non-handed.

A112



Qty: 1
Plastic screen shield, snap together design.

A141 (Black)



Qty: 1 set, with fasteners.
Diecast and stamped steel keepers, vinyl top guides, plastic bushings.

A236



Qty: 2, with fasteners.
Stamped steel, adjustment slot.

A163



Qty: 2, with fasteners.
Stamped steel, adjustment slot.

A148 (Steel)



Qty: 2, with fasteners.
Diecast, adjustment slots.

A127 (1/4 in. offset)



Qty: 2, with fasteners.
Diecast, adjustment slots.

A203



Qty: 1
Auxiliary patio and screen door opener, allows you to safely open or close virtually any unlatched sliding door with your foot, plastic, self-adhesive.

A272 (White)

SCREEN DOOR

Rollers



Sliding patio screen doors can be maintained and repaired easily using Prime-Line's patio screen door hardware. With nearly 100 separate items available, finding the right part is assured. Components such as rollers work to keep your door operating smoothly.




RETURN TO
MASTER TOC

“There are two basic types of roller designs, flat spring material and housing assembly.”


Uses: Sliding screen door roller assemblies are installed in most all types of sliding screen doors in both the top and bottom channels of the door. These allow the door to roll smoothly and prevent binding.

Selection: There are many different systems used by door manufactures. Most rails are punched to accept only the original assembly.

1. There are two basic types of roller designs, those that use flat spring material either flat or bent, and those that have a housing assembly.
2. Most types of roller assemblies are available with different size rollers in plastic, plastic ball bearing, and steel ball bearing.



B 727
Corner Insert



B 617
Roller Assembly



B 513
Spring Tension
Roller Assembly



B 707
Roller

Time required for installation: 10 to 20 minutes for most replacements.

Tools required: Phillips screwdriver, straight slot screwdriver, pliers or needle nose pliers.

Expected lifetime: Screen door rollers can last many years with proper care and seasonal lubrication. Frequency of use, damage from children or pets, environmental conditions and improper adjustment can cause early failure. Ball bearing style rollers typically last longer than plastic rollers.

Why buy: Most purchases are the result of wear on the roller assembly. It is important to have a proper functioning screen door from a health standpoint as it can prevent insects from entering the home. In addition damage to the door and track threshold can occur if the rollers are broken or missing. The cost to replace the door can be a significant expense.

Care and maintenance: Rollers should be lubricated every season. Avoid using a degreaser or solvent based lubricant as it can damage the plastic and bearing assemblies, use a good quality petroleum product or dry film lubricant on the wheel axles. Keep the track clean from dust and dirt; make sure the rolling surface is smooth and free of nicks or divots.



Section Table of Contents

[How To Use The Catalog](#)

[Bug Seal](#)

[Roller Brackets](#)

[Rollers](#)

[Spring Tension Roller Assemblies](#)

SLIDING SCREEN DOOR

Get the most out of your interactive catalog



Qty: 2

Screen door roller, wire tension spring, for Arcadia®.

- B 541** (Plastic – 1 in. O.D.)
- B 555** (Plastic – 1-1/4 in. O.D.)
- B 821** (Steel – 1-3/8 in. O.D.)
- B 610** (Steel ball bearing – 1 in. O.D.)
- B 714** (Steel ball bearing – 1-1/4 in. O.D.)

Clickable hyperlink launches internet browser, opening a new web page that redirects to the product page on the Prime-Line website.

Toggle between photo and dimensioned line drawing of product.

Additional product specifications.

WELCOME TO THE NEW PRIME-LINE PARTS WEBSITE

PRIME-LINE B2B | CONTACT US

B 541

REPAIR/REPLACEMENT PARTS SAFETY AND SECURITY PRODUCTS FASTENERS CATALOGS PROJECTS

REPAIR/REPLACEMENT PARTS / SLIDING SCREEN DOOR HARDWARE / ROLLERS

1 in. Sliding Screen Door Tension Spring with Concave Plastic Rollers (2 Pack)

SKU: B 541 (0)

\$8.74

- Used on Columbia and Uni-Fit series doors
- Installs by snapping onto the existing diecast door frame corner
- View Details

1 **ADD TO CART**

PRODUCT DETAILS

Are you having trouble sliding your screen door open or closed? Have you checked your rollers/roller assemblies? Don't replace the entire door. For a fraction of the cost of a new door, replace those worn-out rollers. This is an Arcadia style roller assembly used by Arcadia doors as well as a variety of other sliding patio door manufacturers. This is also currently a very popular design amongst patio door manufacturers in today's market place. It has a wire tension spring and comes with a 1 Inch diameter high density polyethylene roller and fits onto the Prime-Line part B 569 corner insert (sold separately). It is often used on the top as well as the bottom of the sliding screen door. Also look at Prime-Line parts B 515, B 610, B 714, B 736 and B 821 for similar spring tension rollers. Order yours today and have your door slide like new.

SPECIFICATIONS

- Stamped steel and polyethylene roller
- Includes wire tension spring

WARRANTIES & MANUALS

Chat with us


Descriptive title.

Product description.

Add to cart option

SLIDING SCREEN DOOR


Roller Assemblies



Qty: 2, with fasteners.
2-1/2 in. flat high tension steel spring, 1 in. O.D. roller, center grooved.


B 521 (Plastic) **B 522** (Steel ball bearing)

STAINLESS STEEL



Qty: 2, with fasteners.
2-1/2 in. flat high tension stainless steel spring, 1 in. O.D. stainless steel ball bearing roller, center grooved.


B 753



Qty: 2, with fasteners.
3-1/4 in. flat high tension steel spring, 1 in. O.D. plastic roller, center grooved.

B 523

STAINLESS STEEL



Qty: 2, with fasteners.
3-1/4 in. flat high tension stainless steel spring, 1 in. O.D. stainless steel ball bearing roller, center grooved.

B 754



Qty: 1
6-1/2 in. flat high tension steel spring with 2 spurs, 1 in. O.D. plastic roller, center grooved.

B 745




Qty: 2
3-5/8 in. flat high tension steel spring, 1 in. O.D. roller, center grooved.

B 649 (Plastic) **B 704** (Steel ball bearing)



Qty: 2, with fasteners.
2-1/4 in. offset high tension steel spring, 1 in. O.D. roller, center grooved.

B 609 (Plastic) **B 576** (Steel ball bearing)



Qty: 2, with fasteners.
1-3/4 in. offset high tension steel spring, 1 in. O.D. roller, center grooved.

B 638 (Plastic) **B 639** (Steel ball bearing)
B 687 (Plastic ball bearing)



Qty: 2, with fasteners.
1-3/4 in. offset high tension stainless steel spring, 1 in. O.D. stainless steel ball bearing roller, center grooved.

B 756



Qty: 2
"M" style high tension steel spring, center grooved roller.

B 512 (Plastic - 1 in. O.D.)
B 640 (Plastic ball bearing - 1 in. O.D.)
B 513 (Steel ball bearing - 1 in. O.D.)

STAINLESS STEEL



Qty: 2
"M" style high tension stainless steel spring, 1 in. O.D. roller, center grooved.

B 747 (Plastic) **B 746** (Stainless steel ball bearing)



Qty: 2
"M" style high tension steel spring, 1/8 in. locator pin, 1 in. O.D. steel ball bearing roller, center grooved.

B 644


SLIDING SCREEN DOOR

Roller Assemblies



Qty: 2
"V" style high tension steel spring, 1 in. O.D. roller, center grooved.

B 570 (Plastic) **B 571** (Steel ball bearing)



Qty: 2, with fasteners.
Extruded aluminum housing, flat high tension steel spring, 1 in. O.D. roller, center grooved.

B 517 (Plastic) **B 689** (Steel ball bearing)



Qty: 2, with fasteners.
Stamped aluminum housing, flat high tension steel spring, 1 in. O.D. plastic roller, center grooved.

B 634



Qty: 2, with fasteners.
Stamped steel housing, flat high tension steel spring, center grooved roller.

B 518 (Plastic - 1 in. O.D.)
B 654 (Plastic - 1-1/4 in. O.D.)



Qty: 2
Steel housing, flat high tension steel spring, 1-1/4 in. O.D. plastic roller, center grooved.

B 636



 Used primarily in Canada

Qty: 2
Diecast housing, flat looped high tension steel spring, 1-1/8 in. O.D. plastic roller, center grooved.

B 713



Related Parts:
B 569

Qty: 2
Steel housing, wire tension spring, center grooved roller.


B 541 (Plastic - 1 in. O.D.)
B 515 (Plastic - 1-1/4 in. O.D.)
B 821 (Steel - 1-3/8 in. O.D.)
B 610 (Steel ball bearing - 1 in. O.D.)
B 714 (Steel ball bearing - 1-1/4 in. O.D.)

STAINLESS STEEL



Qty: 2
Stainless steel housing, wire tension spring, 1-1/4 in. O.D. roller, center grooved.

B 736 (Plastic) **B 796** (Stainless steel)



Qty: 1, with fasteners.
Aluminum housing, spring loaded, adjustable, 1 in. O.D. plastic roller, center grooved.

B 641



Qty: 2
Steel housing, spring loaded, ball bearing roller, center grooved.

B 740 (Steel - 1-1/4 in. O.D.)
B 814 (Stainless steel - 1 in. O.D.)
B 741 (Stainless steel - 1-1/4 in. O.D.)

STAINLESS STEEL



Qty: 2
Stainless steel housing, spring loaded, 1 in. O.D. stainless steel ball bearing roller, center grooved.

B 665



Qty: 2
Steel housing, spring loaded, 1 in. O.D. ball bearing roller, center grooved.

B 701 (Plastic) **B 702** (Steel)


SLIDING SCREEN DOOR

Roller Assemblies



Qty: 2, with fasteners.
Plastic housing, adjustable, 1 in. O.D. plastic ball bearing roller, center grooved.

B 645



Qty: 2, with fasteners.
Steel housing, adjustable, 1 in. O.D. steel ball bearing roller, center grooved.

B 656



Qty: 1 left and 1 right.
Stamped steel housing, diecast mounting bracket, adjustable, 1 in. O.D. steel ball bearing roller, center grooved.

B 663




Qty: 2, with fasteners.
Aluminum inner housing, plastic outer housing, adjustable, 1 in. O.D. plastic roller, center grooved.

B 684




Qty: 2, with fasteners.
Stainless steel inner housing, plastic outer housing, adjustable, 1 in. O.D. stainless steel ball bearing roller, center grooved.

B 751




Qty: 1
Plastic housing with adjustment stem, 1-1/4 in. O.D. plastic roller, center grooved.

B 715



Qty: 2, with fasteners.
Plastic inner and outer housing, adjustable, 1 in. O.D. roller, center grooved.

B 529 (Plastic) **B 624** (Steel ball bearing)



Qty: 2, with fasteners.
Aluminum housing, plastic inner housing, adjustable, 1 in. O.D. roller, center grooved.

B 530 (Plastic) **B 617** (Steel ball bearing)



Qty: 2
Plastic inner and outer housing, adjustable, 1 in. O.D. roller, center grooved.

B 575 (Plastic)
B 631 (Steel ball bearing)
B 755 (Stainless steel ball bearing)




Qty: 2, with fasteners.
Plastic inner and outer housing, adjustable, 1 in. O.D. plastic ball bearing roller, center grooved.

B 646



Qty: 2, with fasteners.
Plastic inner and outer housing, adjustable, 1 in. O.D. ball bearing roller, center grooved.

B 691 (Plastic) **B 695** (Steel)




Qty: 2
Steel housing assembly, spring loaded, end adjustable, 1 in. O.D. plastic ball bearing roller, center grooved.

B 777

SLIDING SCREEN DOOR

Roller Assemblies & Brackets



Qty: 2
Steel housing assembly, spring loaded, end adjustable, ball bearing roller, center grooved.

B 605 (Plastic – 1 in. O.D.) **B 669** (Steel – 7/8 in. O.D.)



Qty: 2
Steel housing assembly, 1 in. O.D. roller, center grooved roller.

B 652 (Plastic) **B 696** (Steel ball bearing)



Qty: 2, with fasteners.
Plastic housing, 5/8 in. O.D. flat edge plastic roller.

B 668



Qty: 2, with fasteners.
Plastic housing, 11/16 in. O.D. oval edge plastic ball bearing roller.

B 543



Qty: 2, with fasteners.
Plastic housing, 9/16 in. O.D. flat edge plastic ball bearing roller.

B 544




Qty: 2, with fasteners.
Steel bracket, adjustable, 1 in. O.D. steel ball bearing roller, center grooved.

B 537



Qty: 1
Stamped steel housing, adjustable, 1 in. x 11/32 in. leg, 15/16 in. O.D. plastic roller, center grooved.

B 693



Qty: 1
Stamped aluminum housing, adjustable, 1-1/16 in. x 3/8 in. leg, 1 in. O.D. plastic roller, center grooved.

B 604




Qty: 1
Stamped aluminum housing, adjustable, 1-1/16 in. x 7/16 in. leg, 1 in. O.D. roller, center grooved.

B 607 (Plastic) **B 727** (Steel ball bearing)




Used primarily in Canada



Qty: 2
Diecast housing, adjustment screw, for B 713 style rollers.

B 712



Qty: 2
Diecast housing, adjustment screw, for B 515 style rollers.

B 569



Qty: 2
4 in. flat high tension steel spring, saddle flares.

B 803

SLIDING SCREEN DOOR

Rollers & Bug Seal



Qty: 2, with fasteners.
Plastic roller, 3/4 in. O.D., threaded hex hub, flat edge.

B 629



Qty: 2, with fasteners.
Plastic roller, 1 in. O.D., threaded hex hub, center grooved.

B 824




Qty: 2
Plastic roller, 1 in. O.D., 1/4 in. I.D. axle hole, center grooved.

B 552



Qty: 2 sets, with fasteners.
Plastic ball bearing roller, 1 in. O.D., 3/16 in. I.D. axle hole, center grooved, aluminum rivet.

B 707



Qty: 2 sets, with fasteners.
Steel ball bearing roller, 1 in. O.D., 1/4 in. I.D. axle hole, center grooved, steel carriage bolt and nut.

B 548



Qty: 2 sets, with fasteners.
Plastic roller, 1 in. O.D., 1/4 in. I.D. axle hole, center grooved, machine screw and binder post.

B 551




Qty: 2 sets, with fasteners.
Plastic roller, 1-1/4 in. O.D., 3/8 in. I.D. axle hole, center grooved, steel carriage bolt and nut, plastic bushing.

B 555



Qty: 1
Vinyl, adjustable width from 7/8 in. to 1-1/2 in., press-in fit.

B 716 (84 in.)




Qty: 1
Vinyl, adjustable width from 7/8 in. to 1-3/8 in., press-in fit.

B 621 (84 in.)



Qty: 1
Vinyl, adjustable width from 3/4 in. to 1-3/8 in., press-in fit.

B 705 (84 in.)



Qty: 1
Vinyl, adjustable width from 1 in. to 1-3/4 in., press-in fit.

B 791 (84 in.)



Qty: 1
Vinyl, adjustable width from 7/8 in. to 1-3/8 in., press-in fit.

B 660 (84 in.)

PATIO DOOR

Handle Assemblies



Sliding patio doors are one of the most neglected entry points for most homes. Prime-Line has developed over 1000 repair and maintenance items to ensure these doors function safely and securely. We carry over 100 different patio door handles.

Section Table of Contents

[How To Use The Catalog](#)

[Flush Mount Handles](#)

[Internal Lock Handles](#)

[Mortise Style Handles](#)

[Outside Pulls](#)

[Surface Clamp Handles](#)

[Surface Hook Handles](#)

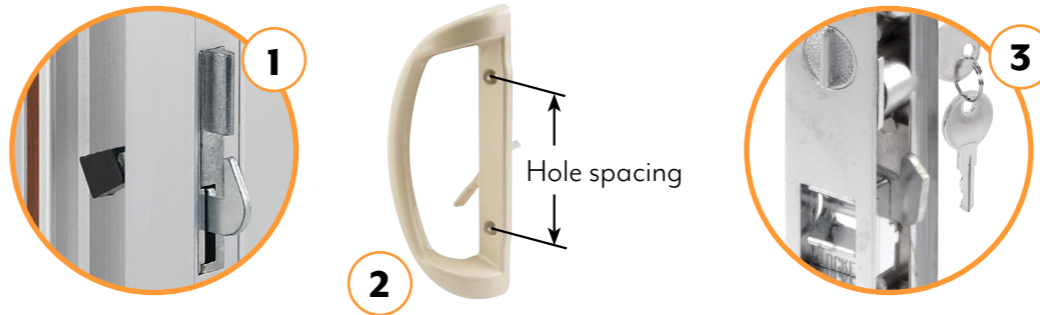


“Measure the hole spacing carefully and compare latching system design.”

Uses: Sliding patio door handles are used to lock the patio door and allow door operation. There are 5 basic systems with some exceptions. Surface hook, surface clamp, internal cam, edge mortise, and surface flush. In many cases, most handle designs can be interchanged with other designs within any one system.

Selection:

1. Determine the latching system.
2. Measure carefully the spacing between the mounting holes. Many are punched to the 1/16 of an inch. 4-15/16 in. for instance can be misinterpreted as 5 in.
3. Review the locking device for compatibility. On flush locks, is the hook placed low on the casting or at the mid body point, does it point up or down?



Time required for installation: 10 to 15 minutes for most replacements.

Tools required: Phillips screwdriver. For key lock systems you may need 2 sets of pliers and a small flat blade screwdriver.

Expected lifetime: Patio door handles can last for many years. It depends on the frequency of use, and the weather conditions in your area. In high moisture environments such as the proximity to bodies of water, rusting can occur quite rapidly. It is best to use aluminum based handles when appropriate.

Why buy: Most purchases are the result of the old handle breaking. It is important to have a functioning door handle for security reasons. In many cases, your old handle design can be upgraded to a more modern style. Some have wood pulls for additional styling effects.

Care and maintenance: No maintenance is required on most patio door handles. Lubrication of the moving parts is recommended every year to ensure a long life. Use white grease on the internal moving parts.

RETURN TO MASTER TOC



C 1007
Surface Hook



C 1077
Surface Clamp



C 1018
Internal Cam



C 1032
Surface Flush



Get the most out of your interactive catalog



Qty: 1 set, with fasteners.
Extruded aluminum handles, 4-15/16 in. hole spacing, hook style latch, surface mounted, reversible, low profile.

[C1004](#) (Aluminum) [C1007](#) (Black) [C1191](#) (White)

Clickable hyperlink launches internet browser, opening a new web page that redirects to the product page on the Prime-Line website.

Toggle between photo and dimensioned line drawing of product.

Additional product specifications.

The screenshot shows a web browser window displaying the product page for 'Low Profile/Low Base Black Aluminum Latch Handle (Single Pack)'. The page includes a search bar with 'C 1007', navigation menus, and a main product area with a large image of the handle, a 'COMPARE' icon, and a 'DESCRITIVE TITLE' box. Below the title is the price '\$45.14' and an 'ADD TO CART' button. A 'PRODUCT DESCRIPTION' box lists features like 'Use by a variety of sliding patio door manufacturers' and 'Surface style handles with latch lock'. A 'PRODUCT DETAILS' section provides a detailed description of the handle's construction and installation. A 'SPECIFICATIONS' section lists technical details such as 'Extruded handles with a black finish' and 'Non-keyed unit, to make keyed use Prime-Line part E 2071'. A 'WARRANTIES & MANUALS' section is also visible at the bottom.

Descriptive title.

Product description.

Add to cart option

PATIO DOOR

Flush Mount Handle Sets



Qty: 1 set, 2 keys (if keyed), with fasteners.

Diecast inside pull with wood handle, diecast outside handle, 6-5/8 in. hole spacing, flush mount hook latch, 4 hook assortment, reversible, standard hook location.

- [C1148](#) (Chrome) [C1032](#) (Black – keyed)
- [C1149](#) (Chrome – keyed)



Qty: 1 set, with fasteners.

Diecast inside pull with wood handle, diecast outside handle, plastic spacer, 6-5/8 in. hole spacing, flush mount hook latch, 4 hook assortment, reversible, standard hook location.

- [C1130](#) (Black)



Qty: 1 set, 2 keys, with fasteners.

Diecast handles, 6-5/8 in. hole spacing, flush mount hook latch, 4 hook assortment, reversible, standard hook location, keyed.

- [C1197](#) (White)



Qty: 1 set, 2 keys (if keyed), with fasteners.

Diecast handles, 6-5/8 in. hole spacing, flush mount hook latch, 4 hook assortment, reversible, standard hook location.

- [C1045](#) (Chrome) [C1226](#) (White)
- [C1043](#) (Black) [C1129](#) (White – keyed)
- [C1033](#) (Black – keyed)



Qty: 1 set, 2 keys (if keyed), with fasteners.

Diecast handles, 6-5/8 in. hole spacing, flush mount hook latch, reversible, standard hook location.

- [C1075](#) (Chrome – 3/8 in. hook only – keyed)
- [C1076](#) (Chrome – 4 hook assortment – keyed)



Qty: 1 set, with fasteners.

Diecast handles, plastic spacer, 6-5/8 in. hole spacing, flush mount hook latch, 4 hook assortment, reversible, standard hook location, for Croft® Alum. 301.

- [C1101](#) (Black)



Qty: 1 set, 2 keys, with fasteners.

Diecast handles, 6-5/8 in. hole spacing, flush mount hook latch, 4 hook assortment, reversible, mid-body hook location, keyed.

- [C1134](#) (Chrome) [C1123](#) (Black)



Qty: 1 set, with fasteners.

Diecast handles, 5-11/16 in. hole spacing, flush mount hook latch, unique hook location.

- [C1030](#) (Aluminum)

PATIO DOOR

Flush Mount & Internal Lock Handle Sets



Qty: 1, with fasteners.
Diecast mounting base with wood handle, 6-1/2 in. and 6-5/8 in. hole spacing, mounting holes are slotted, surface mounted.

[C1189](#) (Aluminum) [C1190](#) (Black)



Qty: 1, with fasteners.
Diecast mounting brackets with wood handle, 6-5/8 in. hole spacing, surface mounted.

[C1034](#) (Chrome) [C1192](#) (Black)



Qty: 1, with fasteners.
Diecast mounting brackets with wood handle, 6-5/8 in. hole spacing, surface mounted.

[C1069](#) (Chrome)



Qty: 1, with fasteners.
Diecast end caps with wood handle, 6-5/8 in. hole spacing, surface mounted.

[C1182](#) (Black)



Qty: 1, with fasteners.
Diecast handle, 6-5/8 in. hole spacing, surface mounted.

[C1067](#) (Chrome) [C1196](#) (White)



Qty: 1 set, 2 keys (if keyed), with fasteners.
Diecast inside pull with wood handle, diecast outside handle, 3-1/2 in. hole spacing, hook style, internal lock, reversible, for 1 in. thick doors.

[C1194](#) (White) [C1095](#) (Black) [C1241](#) (Black – keyed)



Qty: 1 set, with fasteners.
Diecast inside pull with wood handle, diecast outside handle, 3-15/16 in. hole spacing, hook style, internal lock, reversible, for 1 in. thick doors.

[C1018](#) (Gray) [C1107](#) (Black) [C1195](#) (White)



Qty: 1 set, 2 keys, with fasteners.
Diecast inside pull with wood handle, diecast outside handle, 3-15/16 in. hole spacing, hook style, internal lock, reversible, keyed, for 1 in. thick doors.

[C1064](#) (Gray) [C1132](#) (Black)

PATIO DOOR

Internal Lock & Mortise Style Handle Sets



Qty: 1 set, with fasteners.
Diecast inside pull with wood handle, diecast outside handle, 3-15/16 in. hole spacing, hook style, internal lock, reversible, for 1-3/4 in. thick doors.

[C1258](#) (Gray) [C1259](#) (Black)



Qty: 1 set, with fasteners.
Diecast inside pull with wood handle, diecast outside handle, 3-1/2 in. hole spacing, hook style, internal lock, for Burval® and Trimview®.

[C1025](#) (Gray)



Qty: 1, with fasteners.
Diecast inside latch with wood handle and thumbturn, diecast outside handle, 3-15/16 in. hole spacing, hook style, mortise latch, non-handed.

[C1127](#) (Black) [C1131](#) (Black – with outside pull)
[C1208](#) (White) [C1204](#) (White – with outside pull)



Qty: 1 set, 2 keys (if keyed), with fasteners.
Diecast inside latch with wood handle and thumbturn, diecast outside handle, 3-15/16 in. hole spacing, hook style, mortise latch, non-handed.

[C1313](#) (Black) [C1315](#) (White) [C1316](#) (White – keyed)



Qty: 1 set, with fasteners.
Extruded aluminum inside pull with wood handle and thumbturn, diecast outside handle, 3-15/16 in. hole spacing, hook style, mortise latch, non-handed.

[C1128](#) (White) [C1219](#) (White – with mortise lock)



Qty: 1 set, with fasteners.
Extruded aluminum inside pull with wood handle and thumbturn, diecast outside handle, 3-15/16 in. hole spacing, hook style, mortise latch, non-handed.

[C1019](#) (Aluminum) [C1091](#) (Black)



Qty: 1 set, with fasteners.
Extruded aluminum inside handle and thumbturn, diecast outside handle, 3-15/16 in. hole spacing, hook style, mortise latch, non-handed.

[C1058](#) (Black) [C1111](#) (White)



Qty: 1 set, with fasteners.
Diecast handles with thumbturn, 3-15/16 in. hole spacing, hook style, mortise latch, non-handed.

[C1177](#) (White)

PATIO DOOR

Mortise Style Handle Sets



Qty: 1 set, with fasteners.

Diecast handles with thumbturn, 3-15/16 in. hole spacing, hook style, mortise latch, non-handed.

[C1224](#) (Black) [C1225](#) (White) [C1343](#) (Tan)



Qty: 1 set, with fasteners.

Decorative diecast handles with thumbturn, 3-15/16 in. hole spacing, hook style, mortise latch, non-handed.

[C1176](#) (White)



Qty: 1 set, with fasteners.

Diecast handles with thumbturn, 3-15/16 in. hole spacing, hook style, mortise latch, non-handed.


[C1360](#) (White) [C1361](#) (Black)



Qty: 1 set, with fasteners.

Decorative diecast handles with thumbturn, 3-15/16 in. hole spacing, hook style, mortise latch, non-handed.


[C1178](#) (White)



Qty: 1 set, with fasteners.

Diecast handles with thumbturn, 3-15/16 in. hole spacing, hook style, mortise latch, non-handed.

[C1326](#) (White) [C1327](#) (Almond) [C1348](#) (Black)



Qty: 1 set, with fasteners.

Designer diecast handles with thumbturn, 3-15/16 in. hole spacing, hook style, mortise latch, non-handed.

[C1270](#) (White)



Qty: 1 set, 2 keys (if keyed), with fasteners.

Designer diecast handles with thumbturn, 3-15/16 in. hole spacing, hook style, mortise latch, non-handed.

[C1288](#) (White) [C1289](#) (White – keyed)



Qty: 1 set, with fasteners.

Designer diecast handles with thumbturn, 3-15/16 in. hole spacing, hook style, mortise latch, non-handed.

[C1282](#) (Satin nickel – offset thumbturn)
[C1319](#) (Satin nickel – centered thumbturn)
[C1280](#) (White – offset thumbturn)
[C1317](#) (White – centered thumbturn)
[C12807](#) (Bronze – offset thumbturn)
[C1283](#) (Brass plated – offset thumbturn)
[C12808](#) (Matte black – offset thumbturn)



Qty: 1 set, with fasteners.
Diecast handles with thumbturn, 4-15/16 in. hole spacing, hook style, mortise latch, 7/32 in. square drive, non-handed.
[C1277](#) (White)



Qty: 1 set, with fasteners.
Diecast handles with thumbturn, 4-15/16 in. hole spacing, hook style, mortise latch, 7/32 in. square drive, non-handed.
[C1275](#) (White)



Qty: 1 set, with fasteners.
Designer diecast handles with thumbturn and latch, multiple hole spacing of 2-9/16 in., 3-15/16 in. and 5-7/16 in., hook style, mortise latch, handed.
[C1307](#) (White – left hand) [C1308](#) (White – right hand)



Qty: 1
Extruded aluminum handle with plastic slide activator, 5-1/2 in. and 6-3/16 in. hole spacing, for Kawaneer® and Arcadia®.
[C1156](#) (Aluminum)



Qty: 1 set, with fasteners.
Diecast inside pull with wood handle, diecast outside handle, 3 in. hole spacing, hook style latch, surface mounted, fits Fullview® doors.
[C1023](#) (Aluminum)



Qty: 1 set, 2 keys (if keyed), with fasteners.
Diecast inside pull with wood handle, diecast outside handle, 3-1/2 in. hole spacing, hook style latch, surface mounted.
[C1016](#) (Gray) [C1017](#) (Gray – keyed)



Qty: 1 set, with fasteners.
Extruded aluminum handles, 3-7/8 in. hole spacing, hook style latch, surface mounted, for Ador Hilite® doors.
[C1014](#) (Aluminum) [C1015](#) (Black)



Qty: 1 set, with fasteners.
Extruded aluminum inside pull with wood handle, diecast outside handle, 4-15/16 in. hole spacing, hook style latch, surface mounted, reversible.
[C1105](#) (Black)

PATIO DOOR

Surface Hook Handle Sets



Qty: 1 set, with fasteners.
Extruded aluminum handles, 4-15/16 in. hole spacing, hook style latch, surface mounted, reversible, low profile.

[C1004](#) (Aluminum) [C1007](#) (Black) [C1191](#) (White)



Qty: 1 set, with fasteners.
Extruded aluminum handles, 4-15/16 in. hole spacing, hook style latch, surface mounted, reversible.

[C1000](#) (Aluminum) [C1001](#) (Black) [C1203](#) (White)



Qty: 1 set, 2 keys (if keyed), with fasteners.
Extruded aluminum handles, 4-15/16 in. hole spacing, hook style latch, surface mounted, reversible.

[C1003](#) (Black) [C1094](#) (Black – keyed)



Qty: 1 set, with fasteners.
Extruded aluminum inside pull, diecast outside handle, 4-15/16 in. hole spacing, hook style latch, surface mounted, reversible.

[C1198](#) (Aluminum) [C1125](#) (Black) [C1118](#) (White)



 Used primarily in Canada

Qty: 1 set, with fasteners.
Plastic handles with steel hook, 4-15/16 in. hole spacing, hook style latch, surface mounted, primarily used in Canada.

[C1216](#) (Black)



Qty: 1 set, with fasteners.
Diecast handles, 4-15/16 in. hole spacing, hook style latch, surface mounted, reversible.

[C1252](#) (Black) [C1253](#) (White)



 Used primarily in Canada

Qty: 1 set, with fasteners.
Diecast aluminum handles, 6-9/16 in. hole spacing, dual hook style latch, surface mounted, primarily used in Canada.

[C1221](#) (White)



 Used primarily in Canada

Qty: 1 set, with fasteners.
Diecast aluminum handles, 6-9/16 in. hole spacing, dual hook style latch, surface mounted, primarily used in Canada.

[C1346](#) (White)



Qty: 1 set, with fasteners.

Extruded aluminum handles, 3 in. hole spacing, clamp style latch, surface mounted, for 900 series International® doors.

[C1055](#) (Aluminum) [C1073](#) (Black)



Qty: 1 set, with fasteners.

Extruded aluminum inside handle, diecast outside handle, 3 in. hole spacing, clamp style latch, surface mounted, for 950 series International® doors.

[C1201](#) (Black) [C1202](#) (White)



Qty: 1 set, with fasteners.

Extruded aluminum inside pull with wood handle, diecast outside handle, 4-15/16 in. hole spacing, clamp style latch, surface mounted.

[C1126](#) (Black)



Qty: 1 set, with fasteners.

Extruded aluminum inside handle, diecast outside handle, 4-15/16 in. hole spacing, clamp style latch, surface mounted.

[C1248](#) (Aluminum) [C1106](#) (Black) [C1116](#) (White)



Qty: 1 set, with fasteners.

Extruded aluminum handles, 4-15/16 in. hole spacing, clamp style latch, surface mounted.

[C1005](#) (Aluminum) [C1006](#) (Black)



Qty: 1 set, with fasteners.

Extruded aluminum handles, 4-15/16 in. hole spacing, clamp style latch, surface mounted.

[C1162](#) (Aluminum) [C1163](#) (Bronze)



Qty: 1 set, with fasteners.

Extruded aluminum handles, 4-15/16 in. hole spacing, clamp style latch, surface mounted, long clamp projection of 11/16 in.

[C1077](#) (Aluminum) [C1078](#) (Black)



Qty: 1 set, with fasteners.

Extruded aluminum inside latch base, diecast handles, 4-15/16 in. hole spacing, clamp style latch, surface mounted.

[C1263](#) (White)

PATIO DOOR

Surface Clamp Handle Sets & Outside Pulls



Qty: 1 set, with fasteners.
Diecast handles, 4-15/16 in. hole spacing, clamp style latch, surface mounted, 2 interchangeable clamps.
[C1222](#) (Black) [C1223](#) (White)



Qty: 1 set, with fasteners.
Diecast handles, 4-15/16 in. hole spacing, reverse clamp style latch, surface mounted.
[C1238](#) (Black)



Qty: 1, with fasteners.
Plastic handle, 3-15/16 in. and 4-15/16 in. hole spacings, surface mounted.
[C1097](#) (Black)



Qty: 1 set, 2 keys (if keyed), with fasteners.
Diecast handle, multiple hole spacings of 3 in., 3-1/2 in., 3-15/16 in., 4-15/16 in., 5-5/8 in. and 6-7/8 in., surface mounted.
[C1056](#) (Black) [C1113](#) (White)
[C1139](#) (Black – keyed) [C1120](#) (White – keyed)



Used primarily in Canada

Qty: 1 set, 2 keys, with fasteners.
Diecast handle with key cylinder, 6-9/16 in. hole spacing, surface mounted.
[C1254](#) (White)



Qty: 1, with fasteners.
Diecast handle, 3 in. hole spacing, flush mounted, for International® Series 950.
[C1087](#) (Black)



Qty: 1 set, 2 keys, with fasteners.
Diecast housing, solid brass cylinder, hardened break-away tailpiece, 5 pin tumbler, 2-1/2 in. hole spacing.
[E2144](#) (White)



Qty: 1 set, 2 keys, with fasteners.
Diecast housing, solid brass cylinder, hardened break-away tailpiece, 5 pin tumbler, 1-3/4 in. hole spacing.
[E2145](#) (White)

PATIO DOOR

Rollers



Sliding patio doors are one of the most neglected entry points for most homes. Prime-Line has developed over 1000 repair and maintenance items to ensure these doors function safely and securely. We carry over 350 roller assemblies. We manufacture the largest selection of patio door roller assemblies in the world using top quality, precision ground, sealed bearing assemblies.



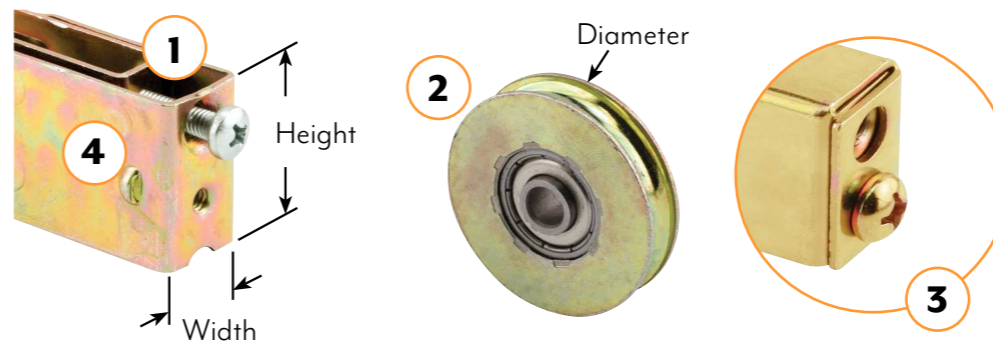
RETURN TO
MASTER TOC

“Housing height and width control the fit into the rail and must be measured carefully.”


Uses: Sliding patio door rollers are used to allow the patio door to operate smoothly. There are hundreds of different roller designs in use today.

Selection:

1. Housing height and width control the fit into the rail and must be measured carefully.
2. Roller type, steel or plastic, and roller diameter are also important to ensure your door will adjust properly.
3. The back end screw and mounting hole configuration must match. In many cases, the roller acts as a corner to hold the door frame together.
4. An important measurement is the dimple or flair width on the sides of the housing.



D 1797
Roller & Axle Kit



D 1686
Roller Assembly



D 1602
Roller Assembly



D 1607
Roller Assembly



D 1778
Roller Assembly

Time required for installation: 1 to 2 hours for most replacements.

Tools required: Phillips screwdriver, pliers, flat blade screwdriver.

Expected lifetime: Patio door rollers can last for approximately 10 to 15 years on average. It depends on the frequency of use, and the weather conditions in your area. In high moisture environments such as near a large body of water, rusting can occur quite rapidly so it is recommended that a stainless steel roller be used. These are available by special order in most cases.

Why buy: Most purchases are the result of the door rollers failing. This can cause the rollers to freeze and grind on the track. A roller in this condition can destroy the door track quickly if not repaired. Old rollers contribute to poor door performance, making it hard to operate and could lead to handle failure. It is important to have a properly functioning door for security and safety reasons.

Care and maintenance: Keep the track area clean of dirt and debris. Most bearings do not need regular lubrication but every 4 to 5 years a good 50 weight motor oil can be used on the bearings.



Section Table of Contents

[How To Use The Catalog](#)

[Bumpers](#)

[Guides](#)


[Repair Tracks](#)

[Rollers](#)

[Roller Assemblies](#)

[Tandem Roller Assemblies](#)

Get the most out of your interactive catalog



Qty: 1
Steel housing assembly, end adjustable, ball bearing roller, center grooved.

[D 1723](#) (1-1/4 in. O.D. – Steel) [D 1563](#) (1-1/2 in. O.D. – Steel)

Clickable hyperlink launches internet browser, opening a new web page that redirects to the product page on the Prime-Line website.

Toggle between photo and dimensioned line drawing of product.

Additional product specifications.

1-1/2 in. Steel Roller Assembly with Ball Bearing and Plain Back Housing, for Air Control, Howmet, Krestmark (Single Pack)

SKU: D 1563 (0)

\$8.39

- Can be found on Air Control, Howmet, Krestmark and a variety of other sliding patio door manufacturers
- 1/4-20 threaded mounting hole on the back end and an optional use 10-32 threaded hole on the top of the housing
- View Details

1

PRODUCT DETAILS

This is a plain back patio door roller assembly with a 1-1/2 inch concave or grooved steel ball bearing roller. It has a plain back housing that is 3/4 inch wide and 1-3/8 inch tall. It is rear adjusting with a 1/4-20 threaded mounting hole on the back end and an optional use #10-32 threaded hole on top. It is used by Air Control, Howmet, Krestmark and a variety of other manufacturers of patio doors.

SPECIFICATIONS


- Made of stamped steel
- Easy to install

WARRANTIES & MANUALS

Descriptive title.

Product description.

Add to cart option



Qty: 2 sets.
Steel ball bearing roller, 1/4 in. I.D. axle hole, center grooved, with axle carriage bolts and nuts.
[D 1500](#) (1 in. O.D.) [D 1502](#) (1-1/4 in. O.D.)



Qty: 2 sets.
Ball bearing roller, 1/4 in. I.D. axle hole, center grooved, with axle pins, roll pins, rivets, binder posts, axle carriage bolts and nuts.
[D 1795](#) (1-1/8 in. O.D. - Steel) [D 1799](#) (1-1/2 in. O.D. - Plastic)
[D 1798](#) (1-1/4 in. O.D. - Plastic) [D 1797](#) (1-1/2 in. O.D. - Steel)
[D 1796](#) (1-1/4 in. O.D. - Steel)



STAINLESS STEEL

Qty: 2
Precision stainless steel ball bearing roller, 1-1/4 in. O.D., 1/4 in. I.D. axle hole, center grooved, sealed race.
[D 2034](#)



Qty: 2 sets.
Plastic ball bearing roller, 1-1/4 in. O.D., 1/4 in. I.D. axle hole, center grooved, with axle carriage bolts and nuts.
[D 1504](#)



Qty: 2
Steel ball bearing roller, center grooved, built-in axle.
[D 1765](#) (1-1/4 in. O.D.)
[D 1766](#) (1-1/2 in. O.D.)



Qty: 2
Steel ball bearing roller, 1-1/2 in. O.D., 1/4 in. I.D. axle hole, center grooved.
[D 1503](#)



Qty: 2
Plastic ball bearing roller, 1-1/2 in. O.D., 1/4 in. I.D. axle hole, center grooved.
[D 1506](#)



Qty: 2
Plastic ball bearing roller, 1-11/16 in. O.D., 1/4 in. I.D. axle hole, center grooved.
[D 1716](#) (Steel race)



Qty: 2 sets.
Repair kit, with stepped axles, roll pins, rivets, carriage bolts and nuts, hex nuts, binder posts and screws.
[D 1861](#)

PATIO DOOR


Tandem Roller Assemblies




Qty: 1
Steel housing assembly, side adjustable, tandem ball bearing rollers, center grooved.
[D1607](#) (1-1/4 in. O.D. – Steel) [D1876](#) (1-1/2 in. O.D. – Steel)




Qty: 1
Stainless steel housing assembly, side adjustable, tandem stainless steel ball bearing rollers, center grooved.
[D1780](#) (1-1/4 in. O.D.) [D1910](#) (1-1/2 in. O.D.)



Qty: 1
Steel housing assembly, end adjustable, tandem steel ball bearing rollers, center grooved.
[D1980](#) (1 in. O.D.) [D1991](#) (1-1/4 in. O.D.)



Qty: 1
Steel housing assembly, side adjustable, 1-1/4 in. O.D. tandem steel ball bearing rollers, center grooved.
[D1971](#)



Qty: 1
Steel housing assembly, end adjustable, 1-1/2 in. O.D. tandem steel ball bearing rollers, center grooved.
[D1736](#)



Qty: 1
Steel housing assembly, end adjustable, tandem ball bearing rollers, center grooved.
[D1739](#) (1-1/4 in. O.D. – Plastic) [D1754](#) (1-1/2 in. O.D. – Steel)
[D1986](#) (1-1/4 in. O.D. – Steel)




Qty: 1
Stainless steel housing assembly, end adjustable, 1-1/2 in. O.D. tandem stainless steel ball bearing rollers, center grooved.
[D1922](#)




Qty: 1
Steel housing assembly, end adjustable, tandem steel ball bearing rollers, center grooved.
[D1979](#) (1 in. O.D.) [D1735](#) (1-1/4 in. O.D.)




Qty: 1
Steel housing assembly, end adjustable, tandem steel ball bearing rollers, center grooved.
[D1549](#) (1-1/2 in. O.D.)



Qty: 1
Steel housing assembly, end adjustable, tandem steel ball bearing rollers, center grooved.
[D1924](#) (1-1/2 in. O.D.)



Qty: 1
Diecast housing assembly, end adjustable, 1-1/2 in. O.D. tandem ball bearing rollers, center grooved.
[D1586](#) (Steel) [D1884](#) (Stainless steel)



Qty: 1
Steel housing assembly, end adjustable, 1-1/2 in. O.D. tandem steel ball bearing rollers, center grooved.
[D1988](#)

PATIO DOOR

Tandem Roller Assemblies




Qty: 1
Steel housing assembly, end adjustable, 1-1/4 in. O.D. tandem steel ball bearing rollers, center grooved.

D 1858



Qty: 1
Steel housing assembly, end adjustable, 1-1/4 in. O.D. tandem ball bearing rollers, center grooved.

D 1920 (Plastic)




Qty: 1
Steel housing assembly, end adjustable, tandem ball bearing rollers, center grooved.

D 1791 (1-1/8 in. O.D. – Steel) **D 1940** (1-1/2 in. O.D. – Plastic)




Qty: 1
Steel housing assembly, end adjustable, 1-3/8 in. O.D. tandem steel ball bearing rollers, center grooved.

D 1808




Qty: 1
Steel housing assembly, end adjustable, tandem steel ball bearing rollers, center grooved.

D 1982 (1 in. O.D.) **D 1984** (1-1/2 in. O.D.)
D 1983 (1-1/4 in. O.D.)




Qty: 1
Steel housing assembly, end adjustable, 1-1/2 in. O.D. tandem steel ball bearing rollers, center grooved.

D 1996



Qty: 1
Steel housing assembly, end adjustable, 1-1/2 in. O.D. tandem steel ball bearing rollers, center grooved.

D 1904




Qty: 1
Steel housing assembly, end adjustable, 1-1/4 in. O.D. tandem steel ball bearing rollers, center grooved.

D 1917




Qty: 1
Steel housing assembly, end adjustable, 1-1/4 in. O.D. tandem steel ball bearing rollers, center grooved.

D 1880



Qty: 1
Steel housing assembly, end adjustable, 1-1/4 in. O.D. tandem steel ball bearing rollers, center grooved.

D 1775



Qty: 1
Steel housing assembly, end adjustable, 1-1/8 in. O.D. tandem steel ball bearing rollers, center grooved.

D 1981



Qty: 1
Steel housing assembly, end adjustable, tandem steel ball bearing rollers, center grooved.

D 1551 (1-1/8 in. O.D.) **D 1552** (1-1/4 in. O.D.)

PATIO DOOR

Tandem Roller Assemblies

**STAINLESS
STEEL**




Qty: 1
Stainless steel housing assembly, end adjustable, tandem stainless steel ball bearing rollers, center grooved.

[D 1927](#) (1-1/4 in. O.D.) [D 1928](#) (1-1/2 in. O.D.)



Qty: 1
Steel housing assembly, end adjustable, 1-1/8 in. O.D. tandem steel ball bearing rollers, center grooved.

[D 1727](#)




Qty: 1
Steel housing assembly, end adjustable, 1-1/2 in. O.D. tandem plastic ball bearing rollers, center grooved.

[D 1738](#)



Qty: 1
Steel housing assembly, end adjustable, 1-1/8 in. O.D. tandem steel ball bearing rollers, center grooved.

[D 1908](#)




Qty: 1
Steel housing assembly, end adjustable, tandem ball bearing rollers, center grooved.

[D 1846](#) (1 in. O.D. – Steel) [D 2049](#) (1-1/4 in. O.D. – Plastic)
[D 1847](#) (1-1/8 in. O.D. – Steel) [D 1845](#) (1-1/4 in. O.D. – Steel)



Qty: 1
Steel housing assembly, end adjustable, tandem ball bearing rollers, center grooved.

[D 1553](#) (1-1/2 in. O.D. – Plastic) [D 1844](#) (1-1/2 in. O.D. – Steel)




Qty: 1
Steel housing assembly, end adjustable, 1-1/4 in. O.D. parallel ball bearing rollers, center grooved.

[D 1547](#) (Plastic) [D 1548](#) (Steel)

PATIO DOOR

Roller Assemblies




Qty: 1
Steel housing assembly, end adjustable, steel ball bearing roller, center grooved.

[D 1542](#) (1-1/4 in. O.D.) [D 1750](#) (1-1/2 in. O.D.)



Qty: 1
Steel housing assembly, end adjustable, 1-1/4 in. O.D. steel ball bearing roller, center grooved.

[D 1541](#)



Qty: 1
Steel housing assembly, end adjustable, 1-1/2 in. O.D. steel ball bearing roller, center grooved.


[D 1594](#)

STAINLESS STEEL




Qty: 1
Stainless steel housing assembly, end adjustable, 1-1/2 in. O.D. stainless steel ball bearing roller, center grooved.

[D 1903](#)




Qty: 1
Steel housing assembly, end adjustable, steel ball bearing roller, center grooved.

[D 1723](#) (1-1/4 in. O.D.) [D 1563](#) (1-1/2 in. O.D.)




Qty: 1
Steel housing assembly, end adjustable, steel ball bearing roller, center grooved.

[D 1832](#) (1-1/4 in. O.D.) [D 1831](#) (1-1/2 in. O.D.)



Qty: 1
Steel housing assembly, end adjustable, 1-1/2 in. O.D. steel ball bearing roller, center grooved.

[D 1860](#)



Qty: 1
Steel housing assembly, end adjustable, ball bearing roller, center grooved.


[D 1747](#) (1-1/4 in. O.D. – Steel) [D 1537](#) (1-1/2 in. O.D. – Steel)

STAINLESS STEEL



Qty: 1
Stainless steel housing assembly, end adjustable, 1-1/2 in. O.D. stainless steel ball bearing roller, center grooved.

[D 1948](#)



Qty: 1
Steel housing assembly, end adjustable, 1-1/4 in. O.D. steel ball bearing roller, center grooved.

[D 1554](#)



Qty: 1
Steel housing assembly, end adjustable, 1-1/8 in. O.D. steel ball bearing roller, center grooved.

[D 1596](#)




Qty: 1
Steel housing assembly, end adjustable, ball bearing roller, center grooved.

[D 1535](#) (1-1/4 in. O.D. – Plastic) [D 1785](#) (1-1/4 in. O.D. – Steel)


PATIO DOOR

Roller Assemblies




Qty: 1
Steel housing assembly, end adjustable, 1-1/4 in. O.D. steel ball bearing roller, center grooved.

D 1560




Qty: 1
Diecast housing assembly, end adjustable, 1-1/4 in. O.D. steel ball bearing roller, center grooved.

D 1842




Qty: 1
Diecast housing assembly, end adjustable, 1-1/4 in. O.D. steel ball bearing roller, center grooved.

D 1603




Qty: 1
Steel housing assembly, end adjustable, 1-1/8 in. O.D. steel ball bearing roller, center grooved.

D 1524



Qty: 1
Steel housing assembly, end adjustable, 1-1/8 in. O.D. steel ball bearing roller, center grooved.

D 1788




Qty: 1
Steel housing assembly, end adjustable, ball bearing roller, center grooved.

D 1523 (1-1/8 in. O.D. – Steel) **D 1789** (1-1/2 in. O.D. – Plastic)
D 1728 (1-1/4 in. O.D. – Plastic) **D 1525** (1-1/2 in. O.D. – Steel)
D 1923 (1-1/4 in. O.D. – Steel)



Qty: 1
Steel housing assembly, end adjustable, 1-1/2 in. O.D. plastic ball bearing roller, center grooved.

D 1516



Qty: 1
Steel housing assembly, end adjustable, 1-1/4 in. O.D. ball bearing roller, center grooved.


D 1720 (Plastic) **D 1518** (Steel)

ALUMINUM HOUSING




Qty: 1
Aluminum housing assembly, end adjustable, 1-1/4 in. O.D. ball bearing roller, center grooved.

D 1777 (Plastic) **D 1778** (Stainless steel)




Qty: 1
Steel housing assembly, end adjustable, 1-1/4 in. O.D. steel ball bearing roller, center grooved.

D 1906




Qty: 1
Steel housing assembly, end adjustable, 1-1/2 in. O.D. plastic ball bearing roller, center grooved.

D 1737




Qty: 1
Steel housing assembly, end adjustable, 1-1/4 in. O.D. steel ball bearing roller, center grooved.


D 1811




Qty: 1
Steel housing assembly, end adjustable, ball bearing roller, center grooved.
[D 1733](#) (1-1/4 in. O.D. – Plastic) [D 1584](#) (1-1/4 in. O.D. – Steel)




Qty: 1
Steel housing assembly, end adjustable, ball bearing roller, center grooved.
[D 1840](#) (1 in. O.D. – Steel) [D 1918](#) (1-1/4 in. O.D. – Steel)
[D 1539](#) (1-1/4 in. O.D. – Plastic)




Qty: 1
Steel housing assembly, end adjustable, ball bearing roller, center grooved.
[D 1511](#) (1-1/2 in. O.D. – Plastic) [D 1772](#) (1-1/2 in. O.D. – Steel)




Qty: 1
Steel housing assembly, end adjustable, 1-1/2 in. O.D. steel ball bearing roller, center grooved.
[D 1531](#)




Qty: 1
Steel housing assembly, end adjustable, 1-1/4 in. O.D. steel ball bearing roller, center grooved.
[D 1515](#)




Qty: 1
Steel housing assembly, end adjustable, 1-1/4 in. O.D. steel ball bearing roller, center grooved.
[D 1686](#)




Qty: 1
Steel housing assembly, end adjustable, ball bearing roller, center grooved.
[D 1753](#) (1 in. O.D. – Steel) [D 1740](#) (1-1/2 in. O.D. – Steel)
[D 1815](#) (1-1/4 in. O.D. – Plastic)




Qty: 1
Steel housing assembly, end adjustable, 1-1/8 in. O.D. steel ball bearing roller, center grooved.
[D 1699](#)




Qty: 1
Steel housing assembly, end adjustable, 1-1/4 in. O.D. steel ball bearing roller, center grooved.
[D 1856](#)




Qty: 1
Steel housing assembly, end adjustable, 1-1/4 in. O.D. steel ball bearing roller, center grooved.
[D 1519](#)



Qty: 1
Steel housing assembly, end adjustable, ball bearing roller, center grooved.
[D 1756](#) (1-1/4 in. O.D. – Steel) [D 1588](#) (1-1/2 in. O.D. – Steel)
[D 1589](#) (1-1/2 in. O.D. – Plastic)




Qty: 1
Steel housing assembly, end adjustable, steel ball bearing roller, center grooved.
[D 1527](#) (1-1/8 in. O.D.) [D 1526](#) (1-1/4 in. O.D.)




Qty: 1
Steel housing assembly, end adjustable, 1-1/4 in. O.D. ball bearing roller, center grooved.

D 1691 (Steel)




Qty: 1
Steel housing assembly, end adjustable, 1 in. O.D. steel ball bearing roller, flat edge.

D 1774




Qty: 1
Steel housing assembly, end adjustable, 1-1/8 in. O.D. steel ball bearing roller, center grooved.

D 1528




Qty: 1
Steel housing assembly, end adjustable, steel ball bearing roller, center grooved.

D 1540 (1-1/8 in. O.D.) **D 1729** (1-1/4 in. O.D.)




Qty: 1
Steel housing assembly, end adjustable, 1-1/4 in. O.D. steel ball bearing roller, center grooved.

D 1509




Qty: 1
Steel housing assembly, end adjustable, 1-1/4 in. O.D. plastic ball bearing roller, center grooved.

D 1513




Qty: 1
Steel housing assembly, end adjustable, 1-1/4 in. O.D. steel ball bearing roller, center grooved.

D 1773




Qty: 1
Steel housing assembly, end adjustable, 1-1/4 in. O.D. plastic ball bearing roller, center grooved.

D 1512




Qty: 1
Steel housing assembly, end adjustable, 1-1/4 in. O.D. ball bearing roller, center grooved.

D 1522 (1-1/4 in. O.D. – Plastic) **D 1752** (1-1/4 in. O.D. – Steel)



Qty: 1
Steel housing assembly, end adjustable, 1-1/4 in. O.D. steel ball bearing roller, center grooved.

D 1687




Qty: 1
Steel housing assembly, end adjustable, 1-1/2 in. O.D. ball bearing roller, center grooved.

D 1556 (Plastic) **D 1950** (Steel)



Qty: 1
Steel housing, 1-1/2 in. O.D. ball bearing roller, center grooved.

D 1546 (Plastic) **D 1585** (Steel)



Qty: 1
Steel housing assembly, end adjustable, 1-1/2 in. O.D. ball bearing roller, center grooved.

D1683 (Plastic) **D1685** (Steel)




Qty: 1
Steel housing assembly, end adjustable, 1-1/4 in. O.D. steel ball bearing roller, center grooved.

D1611




Qty: 1
Steel housing assembly, end adjustable, 1-1/2 in. O.D. plastic ball bearing roller, center grooved.

D1595



Qty: 1
Steel housing assembly, end adjustable, ball bearing roller, center grooved.

D1557 (1-11/16 in. O.D. - Plastic)




Qty: 1
Steel housing assembly, end adjustable, 1-1/2 in. O.D. stainless steel ball bearing roller, center grooved.

D1998




Qty: 1
Steel housing assembly, end adjustable, 1-1/2 in. O.D. steel ball bearing roller, center grooved.

D1562



Qty: 1
Steel housing assembly, end adjustable, 1-1/2 in. O.D. steel ball bearing roller, center grooved.

D1608



Qty: 1
Steel housing assembly, end adjustable, 1-1/4 in. O.D. steel ball bearing roller, center grooved.

D1559



Qty: 1
Steel housing assembly, end adjustable, 1-1/8 in. O.D. steel ball bearing roller, center grooved.

D1755



Qty: 1
Steel housing assembly, end adjustable, 1-1/4 in. O.D. ball bearing roller, center grooved.

D1688 (Steel) **D2079** (Stainless steel)




Qty: 1
Steel housing assembly, end adjustable, 1-1/4 in. O.D. steel ball bearing roller, center grooved.

D1820



Qty: 1
Steel housing assembly, end adjustable, 1 in. O.D. steel ball bearing roller, center grooved.

D1829




Qty: 1
Steel housing assembly, end adjustable, 1-1/8 in. O.D. steel ball bearing roller, center grooved.

D 1758




Qty: 1
Steel housing assembly, 1-1/2 in. O.D. steel ball bearing roller, center grooved.

D 1826




Qty: 1
Steel housing assembly, 1-1/2 in. O.D. steel ball bearing roller, center grooved.

D 1781



Qty: 1
Steel housing assembly, end adjustable, steel ball bearing roller, center grooved.

D 1782 (1-1/4 in. O.D.) **D 1824** (1-1/2 in. O.D.)



Qty: 1
Steel housing assembly, end adjustable, 1-1/4 in. O.D. steel ball bearing roller, center grooved.

D 1601




Qty: 1
Steel housing assembly, 1-1/4 in. O.D. steel ball bearing roller, center grooved.

D 1762



Qty: 1
Steel housing assembly, end adjustable, 1-1/4 in. O.D. steel ball bearing roller, center grooved.

D 1708




Qty: 1
Steel housing assembly, end adjustable, 1-1/2 in. O.D. steel ball bearing roller, center grooved.

D 1751




Qty: 1
Steel housing assembly, end adjustable, 1-1/2 in. O.D. steel ball bearing roller, center grooved.

D 1759



Qty: 1
Steel housing assembly, end adjustable, 1-1/2 in. O.D. steel ball bearing roller, center grooved.

D 1822



Qty: 1
Steel housing assembly, end adjustable, 1-1/2 in. O.D. steel ball bearing roller, center grooved.

D 1600



Qty: 1
Steel housing assembly, end adjustable, 1-1/2 in. O.D. steel ball bearing roller, center grooved.

D 1830




Qty: 1
Extruded aluminum housing assembly, end adjustable, 1-1/4 in. O.D. steel ball bearing roller, center grooved.

D 1602




Qty: 1
Extruded aluminum housing assembly, end adjustable, 1-1/2 in. O.D. steel ball bearing roller, center grooved.

D 1863




Qty: 1
Diecast housing assembly, end adjustable, 1-1/4 in. O.D. steel ball bearing roller, center grooved.

D 1640



Qty: 1
Diecast housing assembly, end adjustable, 1-1/4 in. O.D. steel ball bearing roller, center grooved.

D 1734



Qty: 1
Diecast housing assembly, end adjustable, 1-11/16 in. O.D. plastic ball bearing roller, center grooved.

D 1555




Qty: 1
Diecast housing assembly, end adjustable, ball bearing roller, center grooved.

D 1532 (1-1/4 in. O.D. – Steel)

D 1621 (1-1/2 in. O.D. – Plastic)

D 1533 (1-1/2 in. O.D. – Steel)

 Used primarily in Canada



Qty: 1
Diecast housing assembly, end adjustable, 1-1/4 in. O.D. steel ball bearing roller, center grooved.


D 1794



Qty: 1
Diecast housing assembly, end adjustable, ball bearing roller, center grooved.


D 1587 (1-1/4 in. O.D. – Plastic)

D 1932 (1-1/4 in. O.D. – Stainless steel)



Qty: 1
Galvanized steel housing, 1-1/2 in. O.D. steel ball bearing roller, center grooved.

D 1722



Qty: 1
Steel housing, 1-1/4 in. O.D. steel ball bearing roller, center grooved.

D 1721



Qty: 1
Plastic housing, 1-5/16 in. O.D. plastic roller, center grooved.

D 1565

PATIO DOOR

Guides, Bumpers & Repair Tracks



Qty: 2, with fasteners.
Steel "L" bracket, 5/8 in. O.D. rubber bumper, edge mount.
[D 1702](#)



Qty: 2, with fasteners.
Black rubber, 1 in. O.D., jamb mount.
[D 1859](#)



Qty: 2, with fasteners.
Rubber, 1 in. O.D., with steel insert washer, jamb mount.
[D 1701](#) (1-1/2 in. length - Black)
[D 1568](#) (1-13/16 in. length - Black)
[D 1569](#) (2-5/8 in. length - Black)
[D 1802](#) (2-5/8 in. length - White)



Qty: 1, with fasteners.
Plastic body, steel bolt, foot operation.
[D 1895](#) (White)



Qty: 1
Plastic bracket, 1-5/16 in. O.D. plastic roller.
[D 1803](#)



Qty: 1
Plastic bracket, 1-15/16 in. O.D. tandem plastic rollers.
[D 1804](#)



Qty: 1
Vinyl track cover, trim to size.
[D 1571](#) (6 ft. coil) [D 1572](#) (8 ft. coil) [D 1573](#) (10 ft. coil)



Stainless steel track cover, trim to size.
[D 1583](#) (72 in. - Qty. 1) [D 1579](#) (96 in. - Qty. 1)
[D 1579-C](#) (48 in. - Qty. 2)



Qty: 1
72 in. Extruded aluminum patio door track.
[D 1654](#) (Anodized aluminum)



Qty: 1
72 in. Extruded aluminum screen door track.
[D 1655](#) (Anodized aluminum)

PATIO DOOR

Locks & Keepers



Sliding patio doors are one of the most neglected entry points for most homes. Prime-Line has developed hundreds of repair and maintenance items to ensure these doors function safely and securely.



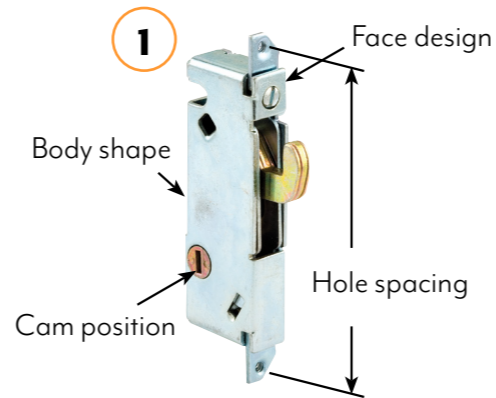
RETURN TO MASTER TOC

“Compare carefully the face cut out design, hole spacing, cam position with the hook out and lock body shape.”

Uses: Sliding patio door locks are used to lock the patio door on mortise style installations. Door lock keepers mount on the jamb and accept the locking hook or cam from the door handle. Other patio door handle accessories are also available in this section.

Selection:

1. Compare carefully the face cut out design, hole spacing, cam position with the hook out and lock body shape.
2. Keepers should match in design and projection with your existing system.
3. Locks should match in cylinder length and tail length (3).



E 2014
Mortise Lock



E 2079
Mortise Lock



E 2040
Keeper



E 2005
Cylinder Lock

Section Table of Contents

[How To Use The Catalog](#)

[Accessories](#)

[Cylinder Locks](#)

[Keepers](#)

[Levers](#)

[Mortise Locks](#)

Time required for installation: 15 to 20 minutes for most replacements.

Tools required: Phillips screwdriver, straight slot screwdriver. For key lock systems you may need 2 sets of pliers and a small flat blade screwdriver.

Expected lifetime: Patio door locks can last for many years. It depends on the frequency of use, and the weather conditions in your area. In high moisture environments such as near a large body of water, rusting can occur quite rapidly.

Why buy: Most purchases are the result of the old lock breaking. It is important to have a functioning door handle lock for security reasons and the ability to exit quickly in case of an emergency.

Care and maintenance: Seasonal lubrication of the lock is recommended. Do not use a solvent-based lubricant.



Get the most out of your interactive catalog



Qty: 1, with fasteners.
Diecast, face mount, adjustable, 1-11/16 in. hole spacing.
E2082 (Chrome - 1/2 in. wide)
E2040 (Chrome - 3/4 in. wide)

Clickable hyperlink launches internet browser, opening a new web page that redirects to the product page on the Prime-Line website.

Toggle between photo and dimensioned line drawing of product.

Additional product specifications.

*Product page may not have this feature.

The screenshot shows a web browser window displaying the Prime-Line website. The URL is <https://www.primelineparts.com/chrome-plated-diecast-with-1-2-in-projection-single-pack/>. The page features a navigation menu with categories like 'REPAIR/REPLACEMENT PARTS', 'SAFETY AND SECURITY PRODUCTS', 'FASTENERS', 'CATALOGS', and 'PROJECTS'. The main product page for 'Chrome Plated Diecast, with 1/2 in. Projection (Single Pack)' (SKU: E 2082) is shown, priced at \$5.62. The product description includes bullet points: 'Used by a variety of sliding patio door manufacturers', 'Vertical screw slots allows for adjustment', and 'Universal design'. A 'PRODUCT DETAILS' section contains a 'SPECIFICATIONS' list: 'Chrome plated diecast construction', 'Mounting holes are 1-3/4 inch on center', 'Mounting hardware included', 'A Phillips head screwdriver is required for installation', and 'Please refer to the line art drawing and compare with your original item before purchasing'. A 'Feedback' button is visible on the right side of the page.

Descriptive title.

Product description.

Add to cart option



Qty: 1, with fasteners.

Steel housing and hook, round faceplate, adjustable hook projection, 3-11/16 in. hole spacing.

E 2014 (Steel – 45° keyway)

E 2199 (Stainless steel – 45° keyway)

E 2013 (Steel – Vertical keyway)



Qty: 1, with fasteners.

Steel housing and hook, round faceplate, vertical keyway, adjustable hook projection, 3-11/16 in. hole spacing.

E 2012



Qty: 1, with fasteners.

Steel housing and hook, round faceplate, 45° keyway, adjustable hook projection, 3-11/16 in. and 4-5/8 in. hole spacing.

E 2164



Qty: 1, with fasteners.

Diecast face housing, steel housing and hook, round faceplate, 45° keyway, adjustable hook projection, 5-3/8 in. hole spacing.

E 2468



Qty: 1, with fasteners.

Diecast face housing, steel housing and hook, round faceplate, 45° keyway, adjustable hook projection, 5-1/4 in. hole spacing.

E 2189



Qty: 1, with fasteners.

Diecast face housing, steel housing and hook, round faceplate, 45° keyway, adjustable hook projection, 3-9/16 in. hole spacing.

E 2487



Qty: 1, with fasteners.

Steel hook, aluminum housing, integrated keeper and lock for positive anti-lift protection, 45° keyway, 3-7/8 in. hole spacing.

E 2079



Qty: 1, with fasteners.

Steel hook, aluminum housing, integrated keeper and lock for positive anti-lift protection, 45° keyway, 3-7/8 in. hole spacing.

E 2126



Qty: 1, with fasteners.

Steel housing and hook, round faceplate, adjustable hook projection, 3-11/16 in. hole spacing.

E 2121 (Steel – 45° keyway)

E 2187 (Stainless steel – 45° keyway)

E 2009 (Steel – Vertical keyway)

E 2185 (Stainless steel – Vertical keyway)



Qty: 1, with fasteners.

Steel housing and hook, round faceplate, 45° keyway, adjustable hook projection, auto-latch feature, 3-11/16 in. hole spacing.

E 2119 (Steel)



Qty: 1, with fasteners.

Steel housing and hook, square faceplate, 45° keyway, adjustable hook projection, 3-11/16 in. hole spacing.

E 2111 (Steel – 45° keyway)



Qty: 1, with fasteners.

Steel housing and hook, round faceplate, vertical keyway, adjustable hook projection, 2-9/16 in. hole spacing.

E 2171

PATIO DOOR

Mortise & Cylinder Locks



Qty: 1, with fasteners.
Diecast housing and steel hooks, aluminum faceplate, multi-point, square drive, 7-13/16 in. hole spacing.

E 2192



Qty: 1, with fasteners.
Steel housing and hooks, round faceplate, multi-point, square drive, 7-11/16 in. hole spacing.

E 2571



Qty: 1, with fasteners.
Steel housing and hooks, round faceplate, multi-point, 45° keyway, 9-7/8 in. hole spacing.

E 2473



Qty: 1, with fasteners.
Diecast face housing, steel housing and hook, round faceplate, multi-point, 45° keyway, 12 in. hole spacing.

E 2475



Qty: 1, with fasteners.
Diecast face housing, steel housing and hook, round faceplate, multi-point, 45° keyway, 12 in. hole spacing.

E 2474



Qty: 1, with fasteners.
Aluminum housing, steel hook, 3 in. hole spacing.

E 2105



Qty: 1, with fasteners.
Diecast housing, steel hook, plastic retainer clip.

E 2077



Qty: 1, with fasteners.
Steel housing and hook, 2-11/16 in. hole spacing.

E 2029



Qty: 1 lock, 2 keys.
Solid brass cylinder, hardened break-away tailpiece, 5 pin tumbler, keyway is compatible to Weiser®, Kwikset®, and Weslock®.

E 2000

E 2107 (Keyed Alike)



Qty: 1 lock, 2 keys.
Solid brass cylinder, hardened break-away tailpiece, 5 pin tumbler, Schlage® keyway.

E 2103

E 2104 (Keyed Alike)



Qty: 1 lock, 2 keys.
Diecast housing, wafer type.

E 2005



Qty: 1 lock, 2 keys.
Solid brass cylinder, double keyed, 5 pin tumbler.

K 5061 (Chrome – Kwikset /Weiser)

PATIO DOOR

Cylinder Locks & Latch Levers



Qty: 1 lock, 2 keys.
Solid brass cylinder, keyed with thumbturn, 5 pin tumbler.
K 5062 (Kwikset)



Qty: 1 set, 2 keys, with fasteners.
Diecast housing, solid brass cylinder, hardened break-away tailpiece, 5 pin tumbler.
E 2145 (White)



Qty: 1 set, 2 keys, with fasteners.
Diecast housing, solid brass cylinder, hardened break-away tailpiece, 5 pin tumbler.
E 2144 (White)



Qty: 1
Diecast lever, steel tailpiece, for use on C1131 style handles.
E 2161 (Black – 3/4 in. tailpiece)
E 2162 (White – 3/4 in. tailpiece)



Qty: 1
Plastic lever, steel tailpiece.
E 2065 (Gray)




Qty: 1
Plastic lever, steel tailpiece.
E 2191 (Black)



Qty: 1
Diecast lever, steel tailpiece.
E 2703 (White)



Qty: 1
Stamped steel lever, plastic tip.
E 2066



Qty: 1, with fasteners.
Diecast lever, steel tailpiece, aluminum plate, 1-5/16 in. hole spacing.
E 2034

PATIO DOOR

Keepers & Accessories



Qty: 1, with fasteners.
Diecast, surface mount, adjustable, 3-1/8 in. hole spacing.
E 2125



Qty: 1, with fasteners.
Extruded aluminum, surface mount, adjustable.
E 2124 (White)



Qty: 1, with fasteners.
Diecast, face mount, adjustable, 1-11/16 in. hole spacing.
E 2082 (Chrome - 1/2 in. wide)
E 2040 (Chrome - 3/4 in. wide)




Qty: 1, with fasteners.
Diecast, rubber bumper, face mount, adjustable, 2-3/8 in. hole spacing.
E 2041



Qty: 2, with fasteners.
Stamped steel, surface mount, adjustable, 3/4 in. hole spacing.
E 2054



Qty: 1 set, with fasteners.
Diecast brackets.
E 2102 (Chrome)



Qty: 4
Aluminum binder post, Phillips flat head zinc screw.
E 2055 (2 in.)

SLIDING WINDOW

Latches & Handles



RETURN TO
MASTER TOC



“It is important that all windows function properly in case of an emergency.”

Uses: There is a wide variety of window styles on the market and all require some type of hardware to function. Most of these hardware components wear out over time and require repair and replacement. It is important that all windows function properly in case of an emergency escape event occurs such as a fire or natural disaster.

Selection: Determine the type of window you have and estimate the age of the unit. Hung windows (those that go up and down) have been around since the 1800's. Older systems use lead or iron weights in hollow pockets behind the jamb. Newer styles made in the 1960's use a channel or spiral balance installed in the jamb. These windows have sash locks and tilt latches that can be repaired by the homeowner. Look at latch style and hole spacing.

Horizontal sliding windows are common in many areas of the country. These have rollers, guides and locks that can be replaced. Compare the dimensions of your old units to the cataloged items. Latches need to match in hole spacing and latch tongue length.

Time required for installation: 10 to 60 minutes for most replacements depending on the project.

Tools required: Phillips screwdrivers, straight slot screwdrivers, pliers or needle nose pliers, hammer, chisels, pry bar and dry film lubricant.

Expected lifetime: Window hardware life can vary widely. Generally if the item is properly installed, lubricated annually and cleaned, it will last for many years.

Why buy: Most purchases are the result of wear on hardware components or abuse. It is important to have a proper functioning window as it can lower heating and cooling costs. It will also allow for escape in an emergency and let in natural light further reducing electrical bills.

Care and maintenance: Latches should be lubricated every season. Avoid using a degreaser or solvent-based lubricant as it can damage the plastic components. Use a good quality dry film lubricant. Balances can be lubricated as well as the tracks they ride in with a dry film lubricant.



F 2598
Tilt Latch



F 2620
Sash Lock



F 2596
Sash Lock



Channel Balance



Spiral Balance



There are over 1 billion windows in active use today in the United States. Window maintenance is one of the fastest growing categories with the explosion of vinyl windows over the last 15 years. Prime-Line can supply hundreds of components to keep your windows functioning safely, including locks and pulls.

Section Table of Contents

[How To Use The Catalog](#)

[Channel Balances](#)

[Channel Balance Repair Kits](#)

[Channel Balance Cams](#)

[Latches](#)

[Pulls](#)

[Sash Locks and Keepers](#)

[Spiral Balances](#)

[Spiral Balance Clips,](#)

[Lockshoes And Tools](#)

[Tilt Latches](#)

Get the most out of your interactive catalog



Qty: 1 set, with fasteners.

Stamped steel, 1-15/16 in. hole spacing, cam action.

- [F2574](#) (Brass)
- [F2655](#) (Antique brass)

- [F2620](#) (White)
- [F2711](#) (Satin nickel)

Clickable hyperlink launches internet browser, opening a new web page that redirects to the product page on the Prime-Line website.

Toggle between photo and dimensioned line drawing of product.

Additional product specifications.

ARROW > PRIME-LINE PRIME-LINE B2B | CONTACT US

WELCOME TO THE NEW PRIME-LINE PARTS WEBSITE

PRIME-LINE Search ACCOUNT CART (0)

REPAIR/REPLACEMENT PARTS SAFETY AND SECURITY PRODUCTS FASTENERS CATALOGS PROJECTS

REPAIR/REPLACEMENT PARTS / WINDOW HARDWARE / RESIDENTIAL SINGLE AND DOUBLE HUNG WINDOW HARDWARE

[COMPARE](#)

Diecast Cam Action Window Sash Lock with Alignment Lugs, Mounting Holes 1-3/4 In. on Center, Brass (Single Pack)

SKU: F 2574 (0)

\$7.78

- WINDOW LATCH REPLACEMENT - Use this window latch to replace or upgrade sash window locks on single and double hung vinyl windows
- STRONG AND DURABLE - This window sash lock is constructed from diecast and comes finished in brass; mounting hardware included
- CAM ACTION HOOK - Features a cam action latch hook which draws the window lock keeper tight when locked
- View Details

1 **ADD TO CART**

PRODUCT DETAILS

The Prime-Line F 2574 Cam Action Window Lock replaces or upgrades the sash lock on single and double hung vinyl windows. This small window latch is constructed from diecast and comes finished in brass. Mounting hardware included. A Phillips head screwdriver is required for installation. The window latch replacement features a cam action hook which draws the sash lock keeper tight when locked. The body of the Prime-Line window latch has anti-jimmy studs which engage the keeper of the window lock replacement. Mounting holes are 1-3/4 inch on center. Please refer to the line art drawing for dimensions and compare with your needs before purchasing.

SPECIFICATIONS

- SECURE SASH LOCK - The body of the window lock latch has anti-jimmy studs which engage the sash window latch keeper
- DIMENSIONS - Mounting holes are 1-3/4 inch on center; please refer to the line art drawing for dimensions and compare to your needs before purchasing

WARRANTIES & MANUALS [Chat with us](#)

Descriptive title.

Product description.

Add to cart option

SLIDING WINDOW

Sash Locks & Keepers



Qty: 2 sets, with fasteners.
Stamped steel, 1-15/16 in. hole spacing, cam action.
F2535 (Brass finish)
F2619 (White)



Qty: 1 set, with fasteners.
Stamped steel, 1-15/16 in. hole spacing, cam action.
F2574 (Brass) **F2620** (White)
F2653 (Antique brass) **F2711** (Satin nickel)
F2858 (Classic bronze) **F26208** (Matte black)



Qty: 1 set, with fasteners.
Solid brass, 2 in. hole spacing, cam action, heavy duty.
F2600 (Solid brass)



Qty: 1 set, with fasteners.
Stamped steel, 1-3/4 in. hole spacing, cam action.
F2526 (Chrome) **F2716** (Classic Bronze)
F2527 (Brass finish) **F2618** (White)
F2566 (Antique brass) **F25668** (Matte black)
F2713 (Satin nickel)



Qty: 2 sets, with fasteners.
Diecast with alignment lugs, 2-1/8 in. hole spacing, cam action.
F2552 (Bronze) **F2584** (White)



Qty: 1 set, with fasteners.
Diecast, 1-3/4 in. hole spacing, cam action, lever release feature.
F2677 (Brass) **F2880** (Classic bronze)
F2678 (Antique Brass) **F2679** (White)
F2881 (Bronze)



Qty: 1 set, 2 keys, with fasteners.
Diecast, 2 in. hole spacing, keyed-unlocks only with key, cam action.
F2534 (Brass finish) **F2646** (White)




Qty: 1 set, with fasteners.
Diecast, 2-1/4 in. hole spacing, cam action.
F2531 (Chrome) **F2532** (Black) **F2533** (White)



Qty: 1 set, 2 keys, with fasteners.
Diecast, 2-1/4 in. hole spacing, keyed, cam action.
F2583 (Black)



Qty: 1, with fasteners.
Plastic, 2-1/4 in. hole spacing, cam action, non-corrosive.
F2919 (Bronze) **F2920** (White)



Qty: 1 set, with fasteners.
Vinyl composite, 2-1/4 in. hole spacing, cam action, non-corrosive.
F2673 (White)



Qty: 1, with fasteners.
Vinyl composite, 2-1/4 in. hole spacing, cam action, non-corrosive.
F2666 (White)

SLIDING WINDOW

Sash Locks & Keepers



Qty: 1, with fasteners.
Diecast, 2-1/4 in. hole spacing, cam action.

- F2659** (Gray – 3/8 in. latch projection)
- F2589** (Black – 3/8 in. latch projection)
- F2596** (Bronze – 3/8 in. latch projection)
- F2590** (White – 3/8 in. latch projection)
- F2592** (White – 1/2 in. latch projection)
- F2591** (Black – 5/8 in. latch projection)
- F2783** (Almond – 1/2 in. latch projection)



Qty: 1, with fasteners.
Diecast, 2-1/4 in. hole spacing, cam action, used on International Windows®.
F2780 (White)



Qty: 1, with fasteners.
Diecast, 2-1/4 in. hole spacing, cam action, used on Guaranteed Products® windows.
F2512 (Black) **F2594** (White)



Qty: 1, with fasteners.
Diecast, 2-1/4 in. hole spacing, cam action, used on Krestmark® windows.
F2689 (White – 1/8 in. reach)
F2595 (Black – 5/32 in. reach)
F2771 (Black – 9/32 in. reach)
F2756 (White – 9/32 in. reach)




Qty: 1
Diecast, secondary night lock feature, used on Superior® windows.
F2649 (Black)



Qty: 1 set, with fasteners.
Diecast with alignment lugs, 1-7/8 in. hole spacing, cam action.
F2754 (White)



Qty: 1 set, with fasteners.
Diecast, 1-7/8 in. hole spacing, cam action, keeper has 2-1/16 in. hole spacing.
F2915 (White) **F2916** (Beige)



Qty: 1 set, with fasteners.
Diecast, 1-7/8 in. hole spacing, cam action, keeper has 2-1/16 in. hole spacing.
F2917 (Beige)



Qty: 1 set, with fasteners.
Diecast, 1-7/8 in. hole spacing, cam action, keeper has 2 in. hole spacing.
F2918 (White)



Qty: 1 set, with fasteners.
Diecast, 2-1/16 in. hole spacing, cam action.
F2762 (Silver) **F2588** (White)
F2763 (Bronze) **F27638** (Matte black)




Qty: 1 set, with fasteners.
Vinyl composite, 2-1/16 in. hole spacing, cam action, non-corrosive.
F2669 (White)



Qty: 1 set, with fasteners.
Diecast with alignment lugs, 2-1/8 in. hole spacing, cam action, heavy duty.
F2554 (White) **F25548** (Matte black)

SLIDING WINDOW


Sash Locks & Keepers



Qty: 1 set, with fasteners.

Diecast with alignment lugs, 2-1/16 in. hole spacing, cam action.


TH 23084 (Bronze)
TH 23085 (White)



Qty: 1 set, with fasteners.

Vinyl composite, 2-1/16 in. hole spacing, cam action, non-corrosive.

F 2667 (White)



Qty: 1 set, with fasteners.

Diecast, 2-1/16 in. hole spacing, cam action, keeper has 2-1/8 in. hole spacing.

F 2893 (White) **F 2894** (Beige)



Qty: 1 set, with fasteners.

Diecast with alignment lugs, 2-1/16 in. hole spacing, cam action, keeper has 2-1/16 in. hole spacing.


F 2912 (White) **F 2911** (Beige)



Qty: 1 set, with fasteners.

Diecast, 2-1/16 in. hole spacing, cam action, keeper has 2-1/8 in. hole spacing.


F 2895 (White) **F 2896** (Beige)



Qty: 1 set, with fasteners.

Diecast with alignment lugs, 2-1/16 in. hole spacing, cam action.

F 2755 (White)



Qty: 1 set, with fasteners.

Diecast with alignment lugs, 2-1/16 in. hole spacing, cam action, 7/8 in. keeper hole spacing.

F 2914 (White)



Left hand shown

Qty: 1 set, with fasteners.

Diecast, 2-1/16 in. hole spacing, cam action, used on Better Bilt® (350 Series) windows.

F 2625 (Left hand) **F 2626** (Right hand)



Qty: 1 set, 1 key, with fasteners.

Diecast, auto latch function, 2-1/16 in. hole spacing, keeper has 2-3/16 in. hole spacing.

F 2941 (White)



Qty: 1 set, 1 key, with fasteners.

Diecast with alignment lugs, 2-3/16 in. hole spacing, keyed, cam action.

F 2624 (White)



Qty: 1, with fasteners.

Plastic, 2-3/16 in. hole spacing, cam action, non-corrosive.

F 2897 (White)



Qty: 1 set, with fasteners.

Diecast, with alignment lugs, 2-1/4 in. hole spacing, cam action.

F 2744 (White) **F 27448** (Matte black)

SLIDING WINDOW


Sash Locks & Keepers



Qty: 1 set, with fasteners.
Diecast, 2-1/4 in. hole spacing, cam action.
F2768 (White)



Qty: 1 set, with fasteners.
Diecast, 2-1/4 in. hole spacing, cam action.
F2921 (White)



Qty: 1 set, with fasteners.
Diecast, 2-1/4 in. hole spacing, cam action.
F2922 (White)




Qty: 1 set, with fasteners.
Diecast, 2-1/4 in. hole spacing, cam action.
F2898 (White)



Qty: 1 set, with fasteners.
Diecast, 2-1/4 in. hole spacing, cam action, 1/2 in., 3/4 in. and 1 in. keeper hole spacing.
F2899 (White)



Qty: 1 set, with fasteners.
Diecast with alignment lugs, 2-1/4 in. hole spacing, cam action.
F2767 (White)



Qty: 1, with fasteners.
Diecast, 2-1/4 in. hole spacing, cam action.
F2747 (Almond)



Qty: 1, with fasteners.
Diecast, slam latching function, 3-1/2 in. hole spacing.
F2686 (White)



Qty: 2, with fasteners.
Diecast, face mounted, 1 in. hole spacing.
F2738 (White)



Qty: 2
Zinc diecast, adjustable, for vinyl windows, locks in 3 positions.
F2888 (White)



Qty: 2 sets, with fasteners.
Plated steel, 3/8 in. projection, 1 in. hole spacing.
F2889 (Brass finish)




Qty: 2, with fasteners.
Diecast, 1-1/2 in. hole spacing, cam action.
F2644 (Zinc)




Qty: 1, with fasteners.
Diecast, spring loaded, 2-1/4 in. hole spacing.
F2607 (Black)



Qty: 2, with fasteners.
Diecast with nylon bushing, cam action.
F2612 (Chrome – 1 right hand & 1 left hand)



Qty: 2 sets, with fasteners.
Diecast, 11/16 in. hole spacing, cam action.
F2510 (Left hand)
F2511 (Right hand)
F2613 (1 Right hand & 1 left hand)



Qty: 2 sets, with fasteners.
Diecast, stamped steel keeper, 1-1/2 in. hole spacing, cam action, used on Daryl® windows.
F2509 (Zinc)



Qty: 1, with fasteners.
Diecast, spring loaded, 1-9/16 in. hole spacing, used on Window Master® (216 Series) windows.
F2611 (Black)



Qty: 1, with fasteners.
Diecast housing, extruded aluminum latch, 1-3/4 in. hole spacing, spring loaded.
F2572



Qty: 1, with fasteners.
Plastic, spring loaded, used on Premier® (510 Series) windows.
F2580 (Black)



Qty: 1
Extruded aluminum, self latching, adjustable, used on Ador-HiLite® windows.
F2500 (Aluminum) **F2643** (Black)



Qty: 1, with fasteners.
Plastic, auto-latching, 2-7/8 in. hole spacing, surface mount, used on Air Control® / Keller® windows.
F2504 (White)



Qty: 1
Plastic with steel retainer stud, used on Rolleze (710 Series) windows.
F2608 (Black)



Qty: 2 sets.
Plastic, spring activated, non-handed, used on Tyko® (75 Series) windows.
F2634 (Black)

SLIDING WINDOW

Springs & Pulls



 Used primarily in Canada

Qty: 1, with fasteners.
Plastic, 1 in. hole spacing, spring loaded.

F2602 (White)



 Used primarily in Canada

Qty: 1, with fasteners.
Plastic, 1-7/8 in. hole spacing, spring loaded.

F2606 (White)



Qty: 2, with fasteners.
Zinc plated spring steel, corner mounted, nail on.

F2537 (Zinc)



Qty: 2, with fasteners.
Chrome plated spring steel, side mounted, nail on.

F2538 (Chrome)



Qty: 2, with fasteners.
Diecast, 3-3/8 in. hole spacing.

F2875 (Antique brass) **F2876** (Satin nickel)



Qty: 2, with fasteners.
Diecast, 3-5/16 in. hole spacing.

F2631 (Black) **F2630** (White)
F2891 (Satin nickel plated)



Qty: 2, with fasteners.
Stamped steel, 3-3/16 in. hole spacing.

F2558 (Brass finish) **F2882** (Satin nickel)
F2560 (Antique brass) **F2883** (Classic bronze)
F2707 (White)



Qty: 1, with fasteners.
Diecast, 3-1/4 in. hole spacing, 1-1/8 in. projection.

F2766 (White)



Qty: 2, with fasteners.
Stamped steel, 1 in. hole spacing.

F2539 (Chrome) **F2540** (Brass)



Qty: 2
Acrylic, screw-in design.

F2616 (Clear)



Qty: 2
Plastic pull, self adhesive.

F2549 (Clear) **F2550** (Black)

Tilt Latches



Qty: 1 pair, with fasteners.
Plastic, 1-3/8 in. hole spacing, left and right hand, spring loaded.

F 2737 (White)



Qty: 1 pair, with fasteners.
Plastic, 1-13/16 in. hole spacing, left and right hand, spring loaded.

F 2923 (Bronze)



Qty: 1 pair, with fasteners.
Plastic, 2 in. hole spacing, left and right hand, spring loaded.

F 2598 (White) **F 25988** (Matte black)



Qty: 1 pair, with fasteners.
Plastic, 2-1/16 in. hole spacing, left and right hand, spring loaded.

F 2722 (White) **F 27228** (Matte black)



Qty: 1 pair, with fasteners.
Plastic, 2-1/8 in. hole spacing, left and right hand, spring loaded.

F 2728 (White)



Qty: 1 pair, with fasteners.
Plastic, 2-1/8 in. hole spacing, left and right hand, spring loaded.

F 2627 (White)



Qty: 1 pair, with fasteners.
Plastic, 2-5/16 in. hole spacing, left and right hand, spring loaded.

F 2725 (Black) **F 2724** (White)



Qty: 1 pair, with fasteners.
Plastic, 2-5/16 in. hole spacing, left and right hand, spring loaded.

F 2599 (White)



Qty: 1 pair, with fasteners.
Plastic, 2-5/16 in. hole spacing, left and right hand, spring loaded.

F 2697 (Black)



Qty: 1 pair, with fasteners.
Plastic, 2-5/16 in. hole spacing, left and right hand, spring loaded, secondary twist lock.

F 2801 (White)



Qty: 1 pair, with fasteners.
Plastic, 2-1/2 in. hole spacing, left and right hand, spring loaded.

F 2828 (White)



Qty: 1 pair, with fasteners.
Plastic, 2-9/16 in. hole spacing, left and right hand, spring loaded.

F 2671 (White)

Tilt Latches




Qty: 1 pair, with fasteners.
Plastic, 13/16 in. wide by 2 in. long hole spacing, left and right hand, spring loaded.
F2940 (White)



Qty: 1 pair.
Plastic, snap-in style, left and right hand, spring loaded.
F2749 (White)




Qty: 1 pair.
Plastic, snap-in style, left and right hand, spring loaded.
F2734 (White) **F27348** (Matte black)




Qty: 1 pair.
Plastic, snap-in style, left and right hand, spring loaded.
F2933 (White)



Qty: 1 pair.
Plastic, snap-in style, left and right hand, spring loaded.
F2926 (White) **F2927** (Beige)



Qty: 1 pair.
Plastic, snap-in style, left and right hand, spring loaded.
F2929 (Beige)



Qty: 1 pair.
Plastic, snap-in style, left and right hand, spring loaded.
F2931 (White) **F2932** (Beige)



Qty: 1 pair.
Plastic, snap-in style, left and right hand, spring loaded.
F2924 (White) **F2925** (Beige)




Qty: 1 pair.
Diecast, snap-in style, left and right hand, spring loaded.
F2936 (White) **F2937** (Brown)



Qty: 1 pair, with fasteners.
Plastic, 9/16 in. hole spacing, non-handed, spring loaded.
F2645 (Black)



Qty: 1 pair, with fasteners.
Plastic, left and right hand, spring loaded, used on Better Built® windows.
F2628 (Black) **F2642** (White)



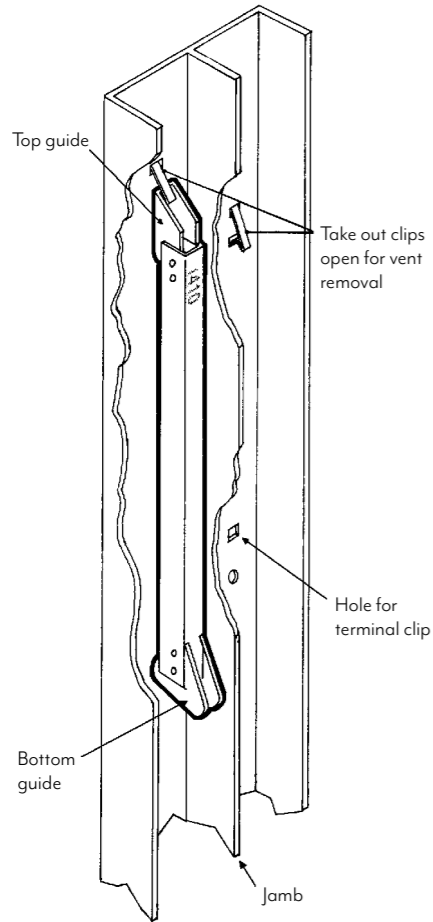
Qty: 1 pair, with fasteners.
Plastic, left and right hand, spring loaded, used on Kellor® windows.
F2788 (White)

SLIDING WINDOW

Block & Tackle Channel Balances (5/8 in.)

Qty: 1

Block & tackle style channel balance.
Top and bottom guides are not included,
the correct guides must be selected from
the following accessory pages.



	Alternative Number	Balance Height	Vent Weight (lbs.)
FA 1210	12A	13 in.	3 - 6
FA 1220	12B	13 in.	6 - 9
FA 1230	12C	13 in.	9 - 11
FA 1240	12D	13 in.	11 - 12
FA 1310	13A	14 in.	3 - 6
FA 1320	13B	14 in.	6 - 9
FA 1330	13C	14 in.	9 - 11
FA 1340	13D	14 in.	11 - 12
FA 1410	14A	15 in.	4 - 6
FA 1420	14B	15 in.	6 - 10
FA 1430	14C	15 in.	10 - 12
FA 1440	14D	15 in.	12 - 13
FA 1510	15A	16 in.	4 - 6
FA 1520	15B	16 in.	6 - 10
FA 1530	15C	16 in.	10 - 12
FA 1540	15D	16 in.	12 - 13
FA 1610	16A	17 in.	5 - 8
FA 1620	16B	17 in.	8 - 12
FA 1630	16C	17 in.	12 - 14
FA 1640	16D	17 in.	14 - 19
FA 1710	17A	18 in.	5 - 8
FA 1720	17B	18 in.	8 - 12
FA 1730	17C	18 in.	12 - 14
FA 1740	17D	18 in.	14 - 17
FA 1810	18A	19 in.	5 - 8
FA 1820	18B	19 in.	8 - 12
FA 1830	18C	19 in.	12 - 14

	Alternative Number	Balance Height	Vent Weight (lbs.)
FA 1910	19A	20 in.	5 - 8
FA 1920	19B	20 in.	8 - 12
FA 1930	19C	20 in.	12 - 14
FA 1940	19D	20 in.	14 - 17
FA 2010	20A	21 in.	5 - 8
FA 2020	20B	21 in.	8 - 12
FA 2030	20C	21 in.	12 - 15
FA 2040	20D	21 in.	15 - 23
FA 2110	21A	22 in.	5 - 8
FA 2120	21B	22 in.	8 - 12
FA 2130	21C	22 in.	12 - 15
FA 2140	21D	22 in.	15 - 23
FA 2210	22A	23 in.	5 - 8
FA 2220	22B	23 in.	8 - 12
FA 2230	22C	23 in.	12 - 19
FA 2240	22D	23 in.	19 - 23
FA 2310	23A	24 in.	5 - 9
FA 2320	23B	24 in.	9 - 15
FA 2330	23C	24 in.	15 - 18
FA 2340	23D	24 in.	18 - 23
FA 2410	24A	25 in.	5 - 9
FA 2420	24B	25 in.	9 - 15
FA 2430	24C	25 in.	15 - 19
FA 2440	24D	25 in.	19 - 24
FA 2510	25A	26 in.	5 - 9
FA 2520	25B	26 in.	9 - 15
FA 2530	25C	26 in.	15 - 19
FA 2540	25D	26 in.	19 - 25

	Alternative Number	Balance Height	Vent Weight (lbs.)
FA 2610	26A	27 in.	5 - 9
FA 2620	26B	27 in.	9 - 13
FA 2630	26C	27 in.	13 - 19
FA 2640	26D	27 in.	19 - 26
FA 2640-E1	26D	27 in.	19 - 26
FA 2640-E7	26D	27 in.	19 - 26
FA 2650	26E	27 in.	26 - 30
FA 2710	27A	28 in.	5 - 9
FA 2720	27B	28 in.	9 - 13
FA 2730	27C	28 in.	13 - 19
FA 2730-E1	27C	28 in.	13 - 19
FA 2730-E2	27C	28 in.	13 - 19
FA 2740	27D	28 in.	19 - 26
FA 2810	28A	29 in.	7 - 12
FA 2820	28B	29 in.	12 - 16
FA 2830	28C	29 in.	16 - 23
FA 2830-E2	28C	29 in.	16 - 23
FA 2840	28D	29 in.	23 - 28
FA 2850	28E	29 in.	28 - 32
FA 2910	29A	30 in.	7 - 12
FA 2920	29B	30 in.	12 - 16
FA 2930	29C	30 in.	16 - 23
FA 2940	29D	30 in.	23 - 28
FA 2950	29E	30 in.	28 - 32
FA 3010	30A	31 in.	7 - 12
FA 3020	30B	31 in.	12 - 16
FA 3030	30C	31 in.	16 - 23
FA 3030-E2	30C	31 in.	16 - 23
FA 3040	30D	31 in.	23 - 28

Block & tackle style channel balances
continued on the following page.

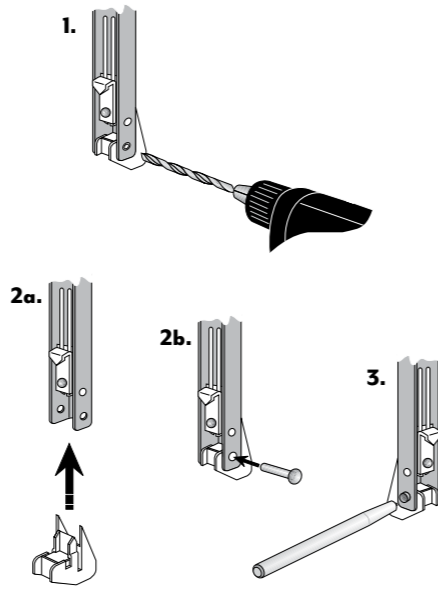
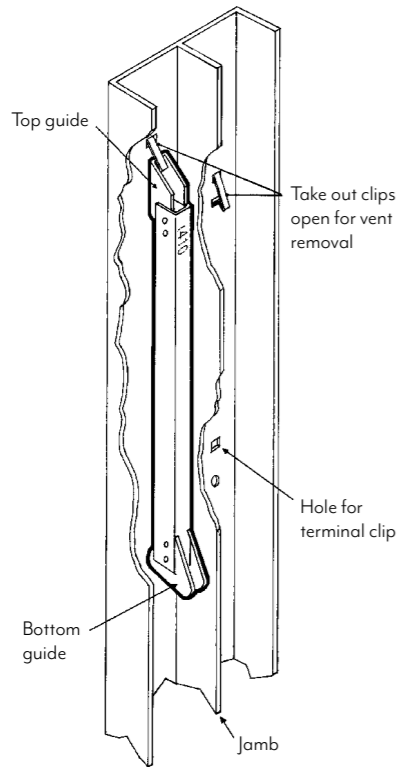
SLIDING WINDOW

Block & Tackle Channel Balances & Overhead Channel Balances (5/8 in.)



Qty: 1

Block & tackle style channel balance. Top and bottom guides are not included, the correct guides must be selected from the following accessory pages.



Channel balance accessories easy replacement guide

1. Drill out existing rivet using 3/32 in. bit (drill thru crimped side of rivet).
2. Slide new self locating guide (top or bottom) on to appropriate end of balance. Align holes and insert rivet thru the drilled out hole in balance.
3. Place balance on solid surface with rivet head down. Locate pointed end of rivet installation tool in open end of rivet. Tap end of tool firmly with hammer to crimp rivet.

	Alternative Number	Balance Height	Vent Weight (lbs.)
FA 3120	31B	32 in.	12 - 16
FA 3130	31C	32 in.	16 - 23
FA 3130-EI	31C	32 in.	16 - 23
FA 3140	31D	32 in.	23 - 28
FA 3150	31E	32 in.	28 - 32
<hr/>			
FA 3210	32A	33 in.	8 - 13
FA 3220	32B	33 in.	13 - 18
FA 3230	32C	33 in.	18 - 23
FA 3240	32D	33 in.	23 - 28
FA 3250	32E	33 in.	28 - 32
<hr/>			
FA 3310	33A	34 in.	8 - 13
FA 3320	33B	34 in.	13 - 18
FA 3330	33C	34 in.	18 - 23
FA 3340	33D	34 in.	23 - 28
FA 3350	33E	34 in.	28 - 32
<hr/>			
FA 3410	34A	35 in.	8 - 13
FA 3420	34B	35 in.	13 - 18
FA 3430	34C	35 in.	18 - 23
FA 3440	34D	35 in.	23 - 30
FA 3450	34E	35 in.	30 - 34

	Alternative Number	Balance Height	Vent Weight (lbs.)
FA 3520	35B	36 in.	13 - 18
FA 3530	35C	36 in.	18 - 23
FA 3540	35D	36 in.	23 - 30
<hr/>			
FA 3630	36C	37 in.	18 - 23
FA 3640	36D	37 in.	23 - 30
<hr/>			
FA 3730	37C	38 in.	18 - 23
FA 3740	37D	38 in.	23 - 30
<hr/>			
FA 3820	38B	39 in.	14 - 19
FA 3830	38C	39 in.	19 - 24
FA 3840	38D	39 in.	24 - 30
<hr/>			
FA 3920	39B	40 in.	14 - 19
FA 3930	39C	40 in.	19 - 24
FA 3940	39D	40 in.	24 - 30
<hr/>			
FA 4030	40C	41 in.	19 - 23
FA 4040	40D	41 in.	23 - 30
<hr/>			
FA 4140	41D	42 in.	24 - 30
<hr/>			
FA 4230	42C	43 in.	19 - 24



Qty: 1

Overhead channel balance. Top and bottom guides are not included, the correct guides must be selected from the following accessory pages.

	Balance Length	Vent Weight (lbs.)
FC III	12-3/4 in.	4 - 7

Ordering Tips:

- Check the back side of channel for stamped numbers (i.e.; 1410, 28A, 3620, etc.).
 - The first two digits indicate the actual glass height.
 - The balance is **1 in. longer** than the part number indicates (i.e.; **#1410 is 15 in. long**).
 - The second two digits or letter designation (A, B, C, D) denote the weight series of the balance (i.e.; #1410 or 14A is for light weight sash, 1420 or 14B is medium, 1430 or 14C is medium to heavy and 1440 or 14D is heavy. Please see the enclosed Selection Chart for actual weight variations).
- The balance number, by itself, does not include top or bottom guides.**
 - Determine the correct guides required from the following pages. You may use the existing guides from the defective balance, however, this will require drilling out the attaching rivets.
 - Two rivets are supplied** with each balance to allow for replacement.
 - New guides may be ordered by the set (1 top and 1 bottom per bag, includes 2 rivets & 1 take-out clip) or in bulk (50 pack of each item, includes 50 rivets). You may also buy a universal kit (**EP 3719**) which includes an assortment (2 top guides, 3 bottom guides, 2 rivets and 1 take-out clip).
 - We will attach the top and bottom guides of your choice, to the balance (See the following pages for installed part numbers).
- A rivet set tool (**EP 3740**) is available to expedite installation of guides to balance.



Qty: 1 set.

For 5/8 in. channel balances, assortment of top and bottom plastic guides, aluminum rivets, spring steel clip.

H 3719 (Carded) **EP 3719** (Bagged)

For 5/8 in. channel balances, assortment of top and bottom plastic guides, aluminum rivet, spring steel clip.

H 3929 (Carded – Qty. 2 top guides, 2 bottom guides, 4 rivets, 2 take-out clips)

FS 290B (Bagged – Qty. 1 top guide, 1 bottom guide, 2 rivets, 1 take-out clip)

FS 100PB (Bagged – Qty. 50 top guides per bag)

FS 150PB (Bagged – Qty. 50 bottom guides per bag)

Individually Installed: Installed to balance of your choice.

FS 100** (Top) **FS 150**** (Bottom)



For 5/8 in. channel balances, assortment of top and bottom plastic guides, aluminum rivet, spring steel clip.

FS 291B (Bagged – Qty. 1 top guide, 1 bottom guide, 2 rivets, 1 take-out clip)

FS 100PB (Bagged – Qty. 50 top guides per bag)

Individually Installed: Installed to balance of your choice.

FS 100** (Top) **FS 151**** (Bottom)

For 5/8 in. channel balances, assortment of top and bottom plastic guides, aluminum rivet, spring steel clip.

H 3930 (Carded – Qty. 2 top guides, 2 bottom guides, 4 rivets, 2 take-out clips)

FS 292B (Bagged – Qty. 1 top guide, 1 bottom guide, 2 rivets, 1 take-out clip)

FS 100PB (Bagged – Qty. 50 top guides per bag)

Individually Installed: Installed to balance of your choice.

FS 100** (Top) **FS 152**** (Bottom)



For 5/8 in. channel balances, assortment of top and bottom plastic guides, aluminum rivet, spring steel clip.

H 3755 (Carded – Qty. 2 top guides, 2 bottom guides, 4 rivets, 2 take-out clips)

FS 293B (Bagged – Qty. 1 top guide, 1 bottom guide, 2 rivets, 1 take-out clip)

FS 101PB (Bagged – Qty. 50 top guides per bag)

Individually Installed: Installed to balance of your choice.

FS 101** (Top) **FS 153**** (Bottom)

For 5/8 in. channel balances, assortment of top and bottom plastic guides, aluminum rivet, spring steel clip.

H 3756 (Carded – Qty. 2 top guides, 2 bottom guides, 4 rivets, 2 take-out clips)

FS 294B (Bagged – Qty. 1 top guide, 1 bottom guide, 2 rivets, 1 take-out clip)


FS 150PB (Bagged – Qty. 50 bottom guides per bag)

Individually Installed: Installed to balance of your choice.

FS 102** (Top) **FS 150**** (Bottom)

SLIDING WINDOW

Channel Balance Repair Kits, Sash Cams, & Clips



For 5/8 in. channel balances, assortment of top and bottom plastic guides, aluminum rivet, spring steel clip.

FS 299B (Bagged – Qty. 1 top guide, 1 bottom guide, 2 rivets, 1 take-out clip)

Individually Installed: Installed to balance of your choice.
FS 100** (Top) **FS 153**** (Bottom)



For 5/8 in. channel balances, assortment of top and bottom plastic guides, aluminum rivet, spring steel clip.

Individually Installed: Installed to balance of your choice.
FS 103** (Top) **FS 154**** (Bottom)



Qty: 2
Plastic, top mount.
H 3837



Qty: 2
Plastic, top mount.
H 3838



Qty: 2
Plastic, top mount.
H 3917



Qty: 2
Plastic, top mount.
H 3918



Qty: 2
Plastic, top mount.
H 4128



Qty: 2
Plastic, top mount.
H 3943



Qty: 2
Plastic, for overhead channel balances.
H 3904



Qty: 100
Stamped steel, used on overhead channel balances.
FS 253B



Qty: 100
Stamped steel.
FS 260B (Polybag) **H 3664** (Carded)



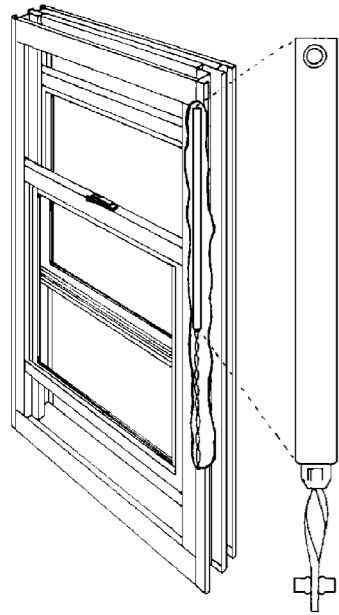
Qty: 1,000
Aluminum, hollow tip.
FS 261B



Qty: 1
Steel tool, hardened steel rivet setting tip.
EP 3740 (Polybag) **H 3740** (Carded)

SLIDING WINDOW

Spiral Window Balances (9/16 in.)



Qty: 1

For tilt style windows, all metal tube, 9/16 in. O.D., plastic bearing.

Tube Length	Bearing Color		
	White	Red	Blue
15 in.	FH 1510	FH 1520	FH 1530
16 in.	—	FH 1620	FH 1630
17 in.	—	FH 1720	FH 1730
18 in.	FH 1810	FH 1820	FH 1830
19 in.	—	FH 1920	FH 1930
20 in.	—	FH 2020	FH 2030
21 in.	—	FH 2120	FH 2130
22 in.	—	FH 2220	FH 2230
23 in.	—	FH 2320	FH 2330
24 in.	—	FH 2420	—
25 in.	—	FH 2520	FH 2530
26 in.	—	FH 2620	FH 2630
27 in.	—	FH 2720	FH 2730
28 in.	—	FH 2820	FH 2830
29 in.	—	FH 2920	FH 2930
30 in.	—	FH 3020	FH 3030
31 in.	—	FH 3120	FH 3130
32 in.	—	FH 3220	FH 3230
33 in.	—	FH 3320	—
34 in.	—	FH 3420	—
35 in.	—	FH 3520	—
36 in.	—	FH 3620	—
37 in.	—	FH 3720	—
38 in.	—	FH 3820	—



Qty: 1

For non-tilt style windows, all metal tube, 9/16 in. O.D., plastic bearing.

Tube Length	Bearing Color		
	White	Red	Blue
16 in.	FJ 1610	—	—
17 in.	—	FJ 1720	—
18 in.	—	FJ 1820	—
19 in.	—	FJ 1920	—
20 in.	—	FJ 2020	FJ 2030
21 in.	—	FJ 2120	FJ 2130
22 in.	—	—	FJ 2230
23 in.	—	FJ 2320	FJ 2330
24 in.	—	FJ 2420	FJ 2430
25 in.	—	FJ 2520	FJ 2530
26 in.	—	FJ 2620	FJ 2630
27 in.	—	FJ 2720	FJ 2730
28 in.	—	FJ 2820	FJ 2830
29 in.	—	FJ 2920	FJ 2930
30 in.	—	FJ 3020	FJ 3030
31 in.	—	FJ 3120	FJ 3130
32 in.	—	FJ 3220	FJ 3230
34 in.	—	FJ 3420	—
35 in.	—	FJ 3520	—
36 in.	—	FJ 3620	—
37 in.	—	FJ 3720	—
38 in.	—	FJ 3820	—
39 in.	—	FJ 3920	—



Qty: 1

For tilt style windows, all metal tube, 3/8 in. O.D., plastic bearing.

Tube Length	Bearing Color
	Red
18 in.	FL 1820
19 in.	FL 1920
21 in.	FL 2120
22 in.	FL 2220
23 in.	FL 2320
24 in.	FL 2420
25 in.	FL 2520
26 in.	FL 2620
27 in.	FL 2720
28 in.	FL 2820
29 in.	FL 2920
30 in.	FL 3020
31 in.	FL 3120
32 in.	FL 3220

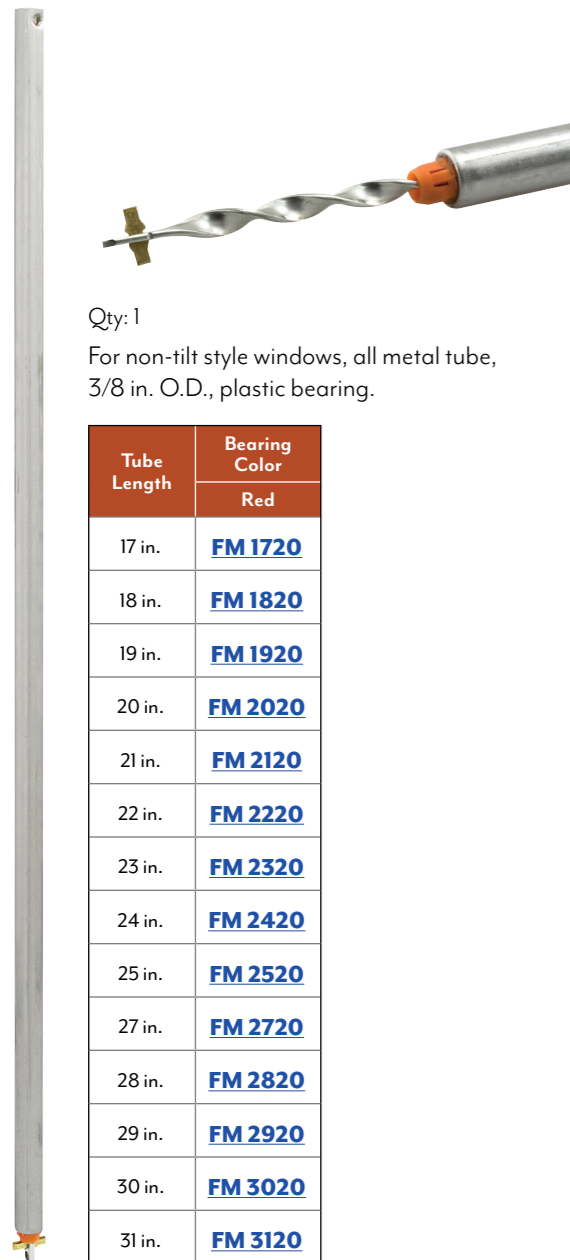
Spiral Window Balances

How to order:

- Determine series designation.
- Measure tube length.
- Specify plastic bearing color to indicate spring weight:
 - White – standard
 - Red – medium
 - Blue or black – heavy
- These balances are all metal tube.**
- All balances are sold individually in bulk.

SLIDING WINDOW

Spiral Window Balance (3/8 in.)



Qty: 1

For non-tilt style windows, all metal tube, 3/8 in. O.D., plastic bearing.

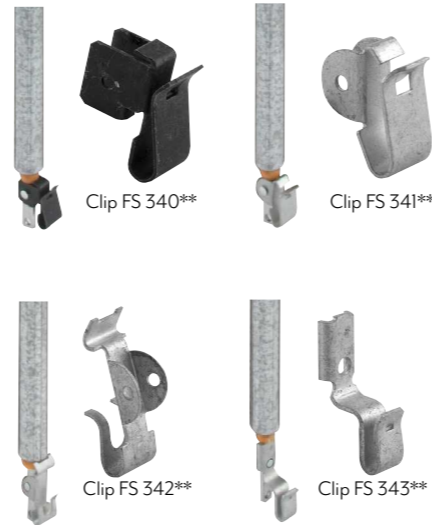

Tube Length	Bearing Color
	Red
17 in.	FM 1720
18 in.	FM 1820
19 in.	FM 1920
20 in.	FM 2020
21 in.	FM 2120
22 in.	FM 2220
23 in.	FM 2320
24 in.	FM 2420
25 in.	FM 2520
27 in.	FM 2720
28 in.	FM 2820
29 in.	FM 2920
30 in.	FM 3020
31 in.	FM 3120
32 in.	FM 3220



Qty: 1

For non-tilt style windows, all metal tube, 3/8 in. O.D., plastic bearing, with clip installed.

Tube Length	Bearing Color – Red				
	No Clip	Clip FS 340**	Clip FS 341**	Clip FS 342**	Clip FS 343**
15 in.		—	—	—	FR 1520-343
17 in.		—	—	—	FR 1720-343
21 in.		—	FR 2120-341	—	—
22 in.		—	FR 2220-341	—	—
23 in.		FR 2320-340	—	—	FR 2320-343
24 in.		—	—	—	FR 2420-343
25 in.	FR 2520	—	—	—	—
26 in.		—	—	—	FR 2620-343
28 in.		FR 2820-340	—	—	FR 2820-343
29 in.		FR 2920-340	FR 2920-341	FR 2920-342	FR 2920-343
30 in.		—	—	—	FR 3020-343



Qty: Individually installed to Series FR spiral balance of your choice.

Stamped steel, for 3/8 in. spiral balance.

FS 340** (Black)



Qty: Individually installed to Series FR spiral balance of your choice.

Stamped steel, for 3/8 in. spiral balance.

FS 341** (Mill)



Qty: Individually installed to Series FR spiral balance of your choice.

Stamped steel, for 3/8 in. spiral balance.


FS 342** (Mill)

SLIDING WINDOW

Clips, Lock Shoes, Pivot Bars, Balance Foot & Tension Tools




Qty: Individually installed to Series FR spiral balance of your choice.
Stamped steel, for 3/8 in. spiral balance.
FS 343** (Mill)



Plastic, for 5/8 in. spiral balance.
H 3785 (Qty: 2 - Carded)
H 3785B (Qty: 25 - Polybag)




Qty: 2
Plastic, for 3/8 in. spiral balance.
H 3786 (Qty: 2 - Carded)
H 3786B (Qty: 25 - Polybag)



Qty: 2
Plastic.
H 4035



Stamped steel, for 5/8 in. spiral balance.
H 3758 (Qty: 2, with fasteners)
H 3758B (Qty: 25, with fasteners)



Qty: 2, with fasteners.
Zinc diecast, for 3/8 in. spiral balance.
H 3897



Qty: 2
Stamped steel, for 5/8 in. spiral balance.
H 3759



Qty: 1
Plated steel, used to add tension to balance on tilt style windows.
H 3787

SLIDING WINDOW

Rollers & Guides



There are over 1 billion windows in active use today in the United States. Window maintenance is one of the fastest growing categories with the explosion of vinyl windows over the last 15 years. Prime-Line can supply hundreds of components to keep your windows functioning safely, including rollers and guides.



RETURN TO MASTER TOC

“It is important that all windows function properly in case of an emergency.”

Uses: There is a wide variety of window styles on the market and all require some type of hardware to function. Most of these hardware components wear out over time and require repair and replacement. It is important that all windows function properly in case of an emergency escape event occurs such as a fire or natural disaster.

Selection: Horizontal sliding windows are common in many areas of the country. These have rollers, guides and locks that can be replaced. Rollers are important because if the old units are broken the window can drop onto the track causing damage and air loss. Compare the dimensions of your old units to the cataloged items; wheel diameter and housing height and width are critical.

Time required for installation: 10 to 60 minutes for most replacements depending on the project.

Tools required: Phillips screwdrivers, straight slot screwdrivers, pliers or needle nose pliers, hammer, and dry film lubricant.

Expected lifetime: Window hardware life can vary widely. Generally if the item is properly installed, lubricated annually and cleaned, it will last for many years.

Why buy: Most purchases are the result of wear on hardware components or abuse. It is important to have a proper functioning window as it can lower heating and cooling costs. It will also allow for escape in an emergency and let in natural light further reducing electrical bills.

Care and maintenance: Avoid using a degreaser or solvent-based lubricant as it can damage the plastic components. Use a good quality dry film lubricant.



G 3015 Roller



G 3078 Guide Set



G 3102 Roller Assembly



G 3051 Roller Assembly



Section Table of Contents

[How To Use The Catalog](#)

[Guides](#)

[Rollers](#)

[Roller Assemblies](#)

[Tandem Roller Assemblies](#)

Get the most out of your interactive catalog



Qty: 2
Stamped steel bracket, flat edge roller, 1/2 in. O.D.

G 3077 (Chrome) **G 3156** (Black)

Clickable hyperlink launches internet browser, opening a new web page that redirects to the product page on the Prime-Line website.

Toggle between photo and dimensioned line drawing of product.

Additional product specifications.

ARROW > PRIME-LINE PRIME-LINE B2B | CONTACT US

WELCOME TO THE NEW PRIME-LINE PARTS WEBSITE

G 3077 ACCOUNT CART (0)

REPAIR/REPLACEMENT PARTS SAFETY AND SECURITY PRODUCTS FASTENERS CATALOGS PROJECTS

REPAIR/REPLACEMENT PARTS / WINDOW HARDWARE / RESIDENTIAL HORIZONTAL SLIDING WINDOW HARDWARE

1/2 in. Diameter Nylon Roller Sliding Window Roller Assembly, for Academy, IWC and A-1 Aluminum Windows (2 Pack)

SKU: G 3077 (0)

\$6.10

- Used by International window company, Academy, IWC 1400 series and A-1 Aluminum windows
- Roller housing slips up and into slider stile and held in place with #6 set screw
- View Details

1 **ADD TO CART**

PRODUCT DETAILS

This is a stamped steel housing with attached flat nylon roller. Each package contains 2 roller assemblies with nylon rollers. They can be used on Academy, IWC 1400 series and A-1 aluminum windows. The roller assembly is held in place with a #6 set screw.

SPECIFICATIONS

- Stamped steel housing with a flat nylon roller
- Please refer to the line art drawing and compare with your original item before purchasing

WARRANTIES & MANUALS

Descriptive title.

Product description.


Add to cart option

SLIDING WINDOW

Rollers & Tandem Roller Assemblies



Qty: 4 sets.
Plastic axle, plastic roller, 5/16 in. O.D., flat edge.
[G 3031](#)



Qty: 2 sets.
Plastic axle, solid brass roller, 11/32 in. O.D., flat edge.
[G 3116](#)



Qty: 4 sets.
Plastic axle, plastic roller, 7/16 in. O.D., flat edge.
[G 3016](#)



Qty: 4 sets.
Plastic axle, 7/16 in. O.D., flat edge steel roller.
[G 3015](#)




Qty: 4 sets.
Plastic axle, steel roller, 1/2 in. O.D., flat edge.
[G 3060](#)




Qty: 4 sets.
Aluminum axle, plastic roller, 5/8 in. O.D., center grooved.
[G 3018](#)




Qty: 2
Plastic housing assembly, 1-11/32 in. hole spacing, tandem steel rollers, 9/32 in. O.D., flat edge.
[G 3165](#)



Qty: 2
Plastic housing assembly, 1-11/32 in. hole spacing, tandem steel rollers, 5/16 in. O.D., center grooved.
[G 3158](#)



Qty: 2
Plastic housing assembly, 1-3/16 in. hole spacing, tandem steel rollers, 3/8 in. O.D., flat edge.
[G 3071](#)



Qty: 2
Plastic housing assembly, 1-1/4 in. hole spacing, steel axles, tandem brass rollers, 3/8 in. O.D., flat edge.
[G 3132](#)



Qty: 2
Plastic housing assembly, 1-5/16 in. hole spacing, tandem rollers, 3/8 in. O.D., flat edge.
[G 3066](#) (Plastic roller) **[G 3091](#)** (Brass roller)



Qty: 2
Plastic housing assembly, 1-5/8 in. hole spacing, tandem brass rollers, 3/8 in. O.D., center grooved.
[G 3131](#)

SLIDING WINDOW

Roller & Tandem Roller Assemblies



Qty: 2
Plastic housing assembly, snap-in design, tandem brass rollers, 3/8 in. O.D., flat edge.

G 3173



Qty: 2
Plastic housing assembly, snap-in design, tandem brass rollers, 7/16 in. O.D., flat edge.

G 3222



Qty: 2
Plastic housing assembly, snap-in design, tandem plastic rollers, 7/16 in. O.D., flat edge.

G 3146



Qty: 2
Plastic housing assembly, snap-in design, stainless steel axles, tandem plastic rollers, 15/32 in. O.D., flat edge.

G 3208




Qty: 2
Plastic housing assembly, 1-15/16 in. hole spacing, tandem plastic rollers, 1/2 in. O.D., flat edge.

G 3176




Qty: 2
Plastic housing assembly, snap-in design, steel axles, tandem brass rollers, 1/2 in. O.D., flat edge.

G 3119




Qty: 2
Plastic housing assembly, 3/8 in. hole spacing, brass roller, 5/16 in. O.D., flat edge.

G 3061



Qty: 4
Plastic housing assembly, 1-1/4 in. hole spacing, steel roller, 3/8 in. O.D., flat edge.

G 3038



Qty: 2
Plastic housing assembly, steel roller, 7/16 in. O.D., center grooved.

G 3106



Qty: 2
Plastic housing assembly, steel roller, 7/16 in. O.D., center grooved.

G 3147



Qty: 2
Plastic housing assembly, adjustable, steel roller, 7/16 in. O.D., center grooved.

G 3097



Qty: 2
Plastic housing assembly, stainless steel roller insert, stainless steel ball bearing roller, 9/16 in. O.D., flat edge.

G 3199


SLIDING WINDOW

Roller Assemblies



Qty: 2
Plastic housing assembly, 1 in. hole spacing, steel ball bearing brass roller, 5/8 in. O.D., center grooved.

G 3051



Qty: 2
Steel housing assembly, end adjustable, 27/32 in. O.D. ball bearing roller, center grooved.

G 3014 (Plastic) **G 3133** (Steel)




Qty: 2
Plastic housing assembly, snap-in design, adjustable, steel roller, 5/16 in. O.D., flat edge.

G 3008



Qty: 2
Plastic housing assembly, snap-in design, 3/8 in. O.D. brass roller, flat edge.

G 3122



Qty: 2
Plastic housing assembly, snap-in design, plastic roller, 13/32 in. O.D., flat edge.

G 3065



Qty: 2
Plastic housing assembly, snap-in design, steel roller, 1/2 in. O.D., flat edge.

G 3089



Qty: 2
Plastic housing assembly, adjustable, snap-in design, steel axle, brass roller, 1/2 in. O.D., flat edge.

G 3166



Qty: 2
Plastic housing assembly, snap-in design, steel roller, 1/2 in. O.D., flat edge.

G 3171



Qty: 2
Plastic housing assembly, snap-in design, steel roller, 1/2 in. O.D., flat edge.

G 3143



Qty: 2
Plastic housing assembly, adjustable, snap-in design, steel roller, 5/8 in. O.D., flat edge.

G 3059



Qty: 2
Plastic housing assembly, adjustable, snap-in design, steel ball bearing roller, 5/8 in. O.D., center grooved.

G 3048



Qty: 2
Plastic housing assembly, snap-in design, steel ball bearing roller, 5/8 in. O.D., center grooved.

G 3011

SLIDING WINDOW

Roller Assemblies & Guides



Qty: 2
Plastic housing assembly, snap-in design, stainless steel ball bearing, plastic roller, 3/4 in. O.D., flat edge.

G 3174



Qty: 2
Plastic housing assembly, plastic roller, 7/16 in. O.D., flat edge.

G 3004



Qty: 2
Stamped steel bracket, 1/2 in. O.D. roller, flat edge.

G 3077 (Plastic) **G 3156** (Brass)



Qty: 2
Extruded aluminum bracket, steel roller, 1/2 in. O.D., flat edge.

G 3102



Plastic housing assembly, adjustable, 1/2 in. O.D., flat edge.

G 3003 (Plastic - Qty. 4) **G 3076** (Steel - Qty. 2)




Qty: 2
Plastic housing assembly, plastic roller, 1/2 in. O.D., flat edge.

G 3088



Qty: 2
Extruded aluminum bracket, 5/8 in. O.D. steel ball bearing roller, flat edge.

G 3124



Qty: 2
Stamped steel housing assembly, 9/16 in. O.D. steel roller, center grooved.

G 3035



Qty: 4
Plastic, corner mounted, snap-in design.

G 3078 (Black)



Qty: 4
Plastic, snap-in design.

G 3063

CASEMENT, JALOUSIE & AWNING WINDOW Hardware



RETURN TO MASTER TOC



We offer a large selection of casement & awning window hardware, including operators, handles, pulls, and locks. Multiple styles and finishes are available. We have over 150 items available to service all types of windows.

“It is important that all windows function properly in case of an emergency.”

Uses: There is a wide variety of window styles on the market and all require some type of hardware to function. Most of these hardware components wear out over time and require repair and replacement. It is important that all windows function properly in case of an emergency escape event occurs such as a fire or natural disaster.

Selection: Casement windows (Older systems use a steel frame).

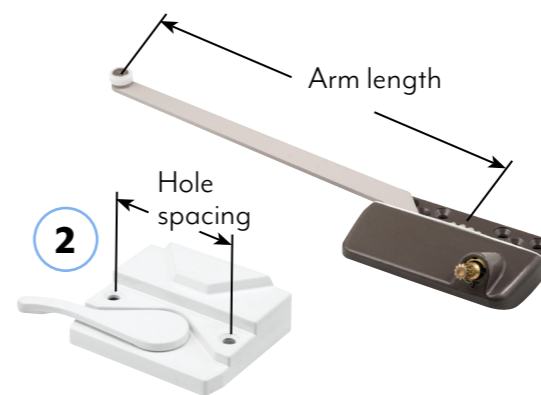
1. Crank handles can be replaced with original style, folding style or T-style cranks. Spindle diameter is the critical issue here. 9/32 in. (Peachtree®), 5/16 in. (steel frame), 11/32 in. (Amesbury Truth®), 3/8 in. (steel frame and Andersen®) and 7/16 in. (Marvin®) are all used today.
2. Operators and locks can be replaced easily on these. Arm length and hole spacing are needed to select the right operator. Newer style casements made of wood, fiberglass or vinyl use a newer system. These operators and locks can also be replaced easily but may require removal of some interior molding strips or operator covers.

H 3539
Casement
Locking Handle



H 3523
Casement Operator

H 3800
Awning Window
Operator



H 4158
Casement Window Lock

Section Table of Contents

- [How To Use The Catalog](#)
- [Awning Operators](#)
- [Casement Locks](#)
- [Casement Operators](#)
- [Jalousie Operators](#)
- [Locking Handles](#)
- [Operator Covers](#)
- [Operator Handles](#)
- [Operator Tracks](#)
- [Sash Balances](#)
- [Window Hinges](#)

Time required for installation: 10 to 60 minutes for most replacements depending on the project.

Tools required: Phillips screwdrivers, straight slot screwdrivers, pliers or needle nose pliers, hammer, chisels, pry bar and dry film lubricant.

Expected lifetime: Window hardware life can vary widely. Generally if the item is properly installed, lubricated annually and cleaned, it will last for many years.

Why buy: Most purchases are the result of wear on hardware components or abuse. It is important to have a proper functioning window as it can lower heating and cooling costs. It will also allow for escape in an emergency and let in natural light further reducing electrical bills.

Care and maintenance: Operators should be lubricated with a spray grease or white grease on the gears. Do not use solvent-based lubricants.



Get the most out of your interactive catalog



Qty: 2 sets.
Diecast, universal - five different adapters to fit most operators.

- [H 3885](#) (Aluminum) [H 3892](#) (White)
- [H 3893](#) (Satin bronze) [H 3895](#) (Driftwood)
- [H 3894](#) (Dark brown) [H 3896](#) (Champagne)

Clickable hyperlink launches internet browser, opening a new web page that redirects to the product page on the Prime-Line website.

Toggle between photo and dimensioned line drawing of product.

Additional product specifications.

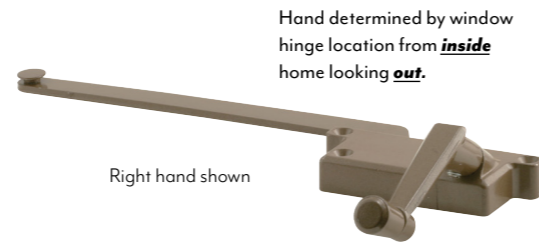
The screenshot shows a web browser window displaying the Prime-Line website. The page title is "Universal, Champagne Tee-Crank Casement Window Handle (2 Pack)". The product is priced at \$13.91. The description lists features: "Fits most casement, awning and jalousie operators", "5 universal plastic inserts to fit 5 different sized spindles", and "Tee handle grip for easy operation". There is an "ADD TO CART" button and a quantity selector set to 1. Below the main product image are sections for "PRODUCT DETAILS", "SPECIFICATIONS", and "WARRANTIES & MANUALS".

Descriptive title.

Product description.

Add to cart option

Casement Operators & Covers



Hand determined by window hinge location from **inside** home looking **out**.


Right hand shown

Qty: 1 set, with fasteners.
Diecast body, 9 in. steel arm, 3-7/16 in. mounting hole spacing, surface mount, worm gear drive mechanism.

	Hand	Spindle Diameter	Painted Finish
H 3914	Left	3/8 in.	Bronze
H 3915	Right	3/8 in.	Bronze



Qty: 1, with fasteners.
Solid brass, adjustable, holds window open up to 12 in.
H 4102



Qty: 1 set, with fasteners.
Diecast body, steel arm, reversible, non-handed, surface mount, full 90° motion in both directions, heavy cast worm gear drive mechanism.
H 3528 (Chrome) **H 3687** (Brass plated)

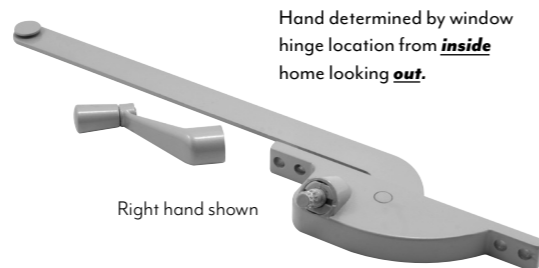


Hand determined by window hinge location from **inside** home looking **out**.

Left hand shown

Qty: 1 set, with fasteners.
Diecast square style body, steel arm, face mount, 3-7/8 in. and 4-3/4 in. mounting hole spacing, 3/8 in. spindle, worm gear drive mechanism.

	Arm Length	Hand	Painted Finish
H 3513	8 in.	Left	Aluminum
H 3516	8 in.	Left	Bronze
H 3832	8 in.	Left	White
H 3519	8 in.	Right	Aluminum
H 3522	8 in.	Right	Bronze
H 3833	8 in.	Right	White
H 3514	9 in.	Left	Aluminum
H 3517	9 in.	Left	Bronze
H 3710	9 in.	Left	White
H 3520	9 in.	Right	Aluminum
H 3523	9 in.	Right	Bronze
H 3711	9 in.	Right	White



Hand determined by window hinge location from **inside** home looking **out**.

Right hand shown

Qty: 1 set, with fasteners.
Diecast teardrop style body, steel arm, face mount, 3-7/8 in. and 4-3/4 in. mounting hole spacing, 5/16 in. spindle, worm gear drive mechanism.

	Arm Length	Hand	Painted Finish
H 3501	8 in.	Left	Aluminum
H 3507	8 in.	Right	Aluminum
H 3502	9 in.	Left	Aluminum
H 3505	9 in.	Left	Bronze
H 3708	9 in.	Left	White
H 3508	9 in.	Right	Aluminum
H 3511	9 in.	Right	Bronze
H 3709	9 in.	Right	White



Hand determined by window hinge location from **inside** home looking **out**.

Left hand shown

Qty: 1 set, with fasteners.
Diecast body, steel arm, 9/16 in. O.D. plastic guide roller, surface mount, 11/32 in. spindle, worm gear drive mechanism.

	Arm Length	Handing	Finish	With Track
H 3863	9-1/2 in.	Left	White	No
H 3864	9-1/2 in.	Right	White	No
H 3568	9-1/2 in.	Left	Bronze	No
H 3948	9-1/2 in.	Left	Bronze	Yes
H 3569	9-1/2 in.	Right	Bronze	No
H 3949	9-1/2 in.	Right	Bronze	Yes
H 3570	13-1/2 in.	Left	Bronze	No
H 3571	13-1/2 in.	Right	Bronze	No




Hand determined by window hinge location from **inside** home looking **out**.

Left hand shown

Qty: 1
Plastic, handed, snap-on fit, for use on Pella® operators.
H 4094 (Copperite – Left hand)
H 4095 (White – Left hand)
H 4096 (Champagne – Left hand)
H 4060 (White – Right hand)

Tracks, Handles & Tee Handles



Qty: 1, with fasteners.
Stamped steel, used on wood or vinyl casement windows.

H 3530



Qty: 2, with fasteners.
Aluminum, used on steel framed casement windows.

H 3529



Qty: 2
Diecast, folding, low profile, 3 in. projection, fits 11/32 in. spindle, fits Roto-Interlock® operators.

H 4316 (White)



Qty: 1, with set screw.
Diecast, fits 3/8 in. spindle, 3-1/8 in. projection, for Andersen® operators.

H 4106 (White) **H 3966** (Stone)



Qty: 1
Diecast, 2-11/16 in. projection.

	Fits Spindle Size	Painted Finish
H 3531	5/16 in.	Aluminum
H 3532	5/16 in.	Bronze
H 3712	5/16 in.	White
H 3533	3/8 in.	Aluminum
H 3534	3/8 in.	Bronze
H 3713	3/8 in.	White



Qty: 1
Diecast, fits 3/8 in. spindle, for Pella® operators.

H 3956 (Copperite) **H 3958** (Champagne)
H 3957 (White)



Qty: 1
Diecast.

H 3686

H 4320

H 3685

Projection	Fits Spindle Size	Painted Finish
3 in.	11/32 in.	Bronze
3-1/2 in.	11/32 in.	White
3-1/2 in.	3/8 in.	Aluminum



Diecast, folding, low profile, 2-3/4 in. projection, universal - five different adapters to fit most operators.

H 3959 (Aluminum - Qty. 1) **H 3962** (White - Qty. 1)
H 3960 (Bronze - Qty. 1) **H 4317** (White - Qty. 2)
H 4319 (Bronze - Qty. 2) **H 4318** (White - Qty. 6)
H 3961 (Coppertone - Qty. 1)



Qty: 4
Diecast, fits 11/32 in. spindle, 13/16 in. projection.

H 4279 (White)



Qty: 2
Diecast, fits 3/8 in. spindle, 15/16 in. projection.

H 3810 (Gray)



Qty: 2 sets.
Diecast, 1-1/8 in. projection, universal - five different adapters to fit most operators.

H 3885 (Gray) **H 3892** (White)
H 3893 (Satin bronze) **H 3895** (Driftwood)
H 3894 (Dark brown) **H 3896** (Champagne)



Qty: 2
Diecast, fits 3/8 in. spindle, 1 in. projection, fits Andersen®.

H 3968 (Stone) **H 4097** (White)

Tee Handles, Casement Locks & Locking Handles



Qty: 2
Diecast, fits 3/8 in. spindle, 1 in. projection, fits Pella®.
H 3995 (Copperite) **H 3813** (Champange)
H 3814 (White) **H 3827** (Roman gold)



Qty: 2
Diecast, 3/4 in. projection.

	Fits Spindle Size	Painted Finish
H 3537	3/8 in.	Aluminum
H 3625	3/8 in.	Bronze
H 3715	3/8 in.	White



Qty: 1 set, with fasteners.
Diecast, non-handed, 3 keepers.

H 3553 (Brass) **H 4158** (Satin nickel)
H 3683 (Antique brass) **H 3836** (White)
H 3684 (Chrome) **H 36838** (Matte black)

Hand determined by window hinge location from **inside** home looking **out**, when in the locked position.



Left hand shown

Qty: 1 set, with fasteners.
Diecast housing, steel locking mechanism and keeper, handed, 2-3/8 in. hole spacing.
H 3572 (Bronze – Left hand) **H 3573** (Bronze – Right hand)
H 3951 (White – Left hand) **H 3953** (White – Right hand)

Qty: 1 set, with fasteners.
Diecast, offset base, 1-1/2 in. hole spacing.
H 3596 (Aluminum – Left hand)
H 3598 (Bronze – Left hand)
H 3820 (White – Left hand)
H 38208 (Matte black – Left hand)
H 3597 (Aluminum – Right hand)
H 3599 (Bronze – Right hand)
H 3821 (White – Right hand)
H 38218 (Matte black – Right hand)



Left hand shown



Left hand shown

Qty: 1, with fasteners.
Heavy cast white bronze, handed, 5/16 in. offset, 1-3/8 in. hole spacing.
H 3602 (Left hand)
H 3603 (Right hand)



Right hand shown

Qty: 1
Heavy cast bronze, dark bronze finish, handed, 3/32 in. offset.
H 3649 (Left hand)
H 3650 (Right hand)



Qty: 1, with fasteners.
Diecast, non-handed, accepts 1/8 in. security pin, 2-3/8 in. hole spacing.
H 3539 (Gray) **H 3540** (Bronze) **H 3716** (White)



Left hand shown

Qty: 1, with fasteners.
Diecast, handed, 2-3/8 in. hole spacing.
H 3541 (Gray – Left hand) **H 3542** (Gray – Right hand)
H 3543 (Bronze – Left hand)



Left hand shown

Qty: 1, with fasteners.
Heavy cast white bronze, handed, 1-3/8 in. hole spacing.
H 3606 (Left hand – 7/16 in. latch projection)
H 3608 (Left hand – 9/16 in. latch projection)
H 3607 (Right hand – 7/16 in. latch projection)
H 3609 (Right hand – 9/16 in. latch projection)

Locking Handles, Strikeplates, Keepers & Hinges



Qty: 1, with fasteners.
Heavy cast bronze, non-handed, 5/16 in. offset,
1-3/8 in. hole centers.

H 3633



Qty: 1
Heavy bronze casting, fits onto the H 3633 to
H 3637 locks, 5/32 in. hex wrench.

H 3638



Qty: 1 set, with fasteners.
Cast bronze housing, steel latch and keeper,
1-7/16 in. hole spacing.

H 3594



Qty: 1, with fasteners.
Heavy white bronze casting, 1-3/8 in. hole spacing.

H 3610



Qty: 1, with fasteners.
Heavy cast white bronze, 1-3/8 in. hole spacing.

H 3659




Qty: 2, with fasteners.
Extruded aluminum, angled surface, 3/16 in. max
height, 1-3/8 in. hole spacing.

H 3663



Qty: 2, with fasteners.
Stamped aluminum, adjustable, non-handed,
2-1/4 in. hole spacing.

H 3545



Qty: 2, with fasteners.
Stainless steel, 4-bar, non-handed, adjustable friction pad.

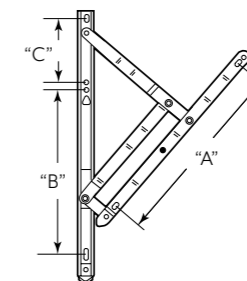
H 3626

H 3627

H 3628

H 4104

Total Length	Dimension A	Dimension B	Dimension C
8 in.	4-3/4 in.	5-5/32 in.	1-5/8 in.
10 in.	5-3/4 in.	6-1/32 in.	2-3/4 in.
12 in.	6-3/4 in.	6-15/16 in.	3-7/8 in.
16 in.	8-3/4 in.	8-11/16 in.	5-11/16 in.



Qty: 1
White bronze casting, fits 3/4 in. O.D. poles.

H 3662



Qty: 1 set, with fastener.
White bronze casting hook, 3/4 in. O.D. aluminum pole.

H 3753

Jalousie Operators



Right hand shown

Qty: 1, with fasteners.

Aluminum, handed, 1 in. hole spacing.

H 3617 (Left hand) **H 3618** (Right hand)



Qty: 1, with fasteners.

Stamped aluminum, right hand, 2-7/8 in. offset link, 4-13/16 in. hole spacing.

H 3707



Qty: Carded: 1 set, with fasteners.


Bulk: 25 sets, with fasteners per display box.

Diecast, reversible, non-handed, universal break-off link, 3-7/8 in. and 4-3/4 in. hole spacings.

H 3546 (Aluminum - Carded) **CCEP 3547** (Bronze - Bulk)

H 3547 (Bronze - Carded) **CCEP 3818** (White - Bulk)

CCEP 3546 (Aluminum - Bulk)




Qty: Carded: 1 set, with fasteners.

Bulk: 25 sets, with fasteners per display box.

Diecast, reversible, non-handed, 3-1/2 in. link, 3-7/8 in. and 4-3/4 in. hole spacings.

H 3548 (Aluminum - Carded) **CCEP 3548** (Aluminum - Bulk)



Qty: 1 set, with fasteners.

Diecast, reversible, non-handed, offset link, 3-7/8 in. and 4-3/4 in. hole spacings.

H 3932 (3-5/8 in. Link - Aluminum) **H 3890** (4-1/4 in. Link - Bronze)

CCEP 3932 (3-5/8 in. Link - Aluminum - Qty. 25 sets, with fasteners per display box)

CCEP 3933 (3-5/8 in. Link - Bronze - Qty. 25 sets, with fasteners per display box)

CCEP 3551 (4-1/4 in. Link - Aluminum - Qty. 25 sets, with fasteners per display box)



Left hand shown


Qty: Carded: 1 set, with fasteners.

Bulk: 25 sets, with fasteners per display box.

Diecast, aluminum finish, handed, 4 in. link, 3-7/8 in. and 4-3/4 in. hole spacings.

H 3549 (Left hand - Carded) **CCEP 3550** (Right hand - Bulk)

H 3550 (Right hand - Carded)



Qty: Carded: 1 set, with fasteners.

Bulk: 25 sets, with fasteners per display box.

Diecast, reversible, non-handed, 3 link assortment, 3-7/8 in. and 4-3/4 in. hole spacings.

H 3557 (Aluminum - Carded) **H 3558** (Bronze - Carded)

CCEP 3557 (Aluminum - Bulk) **H 3819** (White - Carded)



Qty: 1, with fasteners.

Steel, universal, adjustment holes at 1/2 in. spacing.


H 3552



Qty: 20

Stainless steel, slips under louver glass clip to secure glass in position.

H 3852 (3-1/8 in. Length - for 4 in. glass)



Qty: 10 sets.

Stainless steel, slips under louver glass clip to secure glass in position.

H 3934



Qty: 4 sets.

Aluminum pin, steel clip.

H 3689

Awning Operators & Sash Balances



Qty: 1 set, with fasteners.
Diecast, painted gray finish, right-handed, 2-3/8 in. link, 5-1/4 in. hole spacing, 1-1/8 in. bottom hole spacing, for Air Control-Keller® windows.

H 3668



Qty: 1 set, with fasteners.
Diecast, painted gray finish, right hand, 2-3/8 in. link, 5-1/4 in. hole spacing, 1-1/4 in. bottom hole spacing, for Tucker® windows.

H 3678




Qty: 1 set, with fasteners.
Diecast, painted gray finish, handed, 2-3/8 in. link, 5-1/4 in. hole spacing, 1-3/8 in. bottom hole spacing, for Look-Rusco® windows.

H 3693 (Left hand) **H 3694** (Right hand)



Qty: 1 set, with fasteners.
Diecast, painted gray finish, handed, 2-1/4 in. link, 5-1/16 in. hole spacing, 1-7/16 in. bottom hole spacing, for Crown® windows.

H 3799 (Left hand) **H 3800** (Right hand)



Qty: 1 set, with fasteners.
Diecast, painted gray finish, right hand, 2-3/16 in. offset link, 5-1/8 in. hole spacing, 1-1/2 in. bottom hole spacing, for Miami® windows.

H 3666



Qty: 1 set, with fasteners.
Diecast, painted gray finish, handed, 2-5/8 in. link, 5-1/4 in. hole spacing, 1-5/16 in. bottom hole spacing, for Pan-American® windows.

H 3669 (Left hand) **H 3670** (Right hand)



Qty: 1 set, with fasteners.
Diecast, painted gray finish, handed, 2-3/16 in. offset link, 5-1/4 in. hole spacing, 1-3/8 in. bottom hole spacing, for Pan-American® windows.

H 3672 (Right hand)



Qty: 1 set, with fasteners.
Diecast, painted gray finish, handed, 2-3/16 in. offset link, 5-1/4 in. hole spacing, 1-1/2 in. bottom hole spacing, for Stanley® windows.

H 3673 (Left hand) **H 3674** (Right hand)



Qty: 1 set, with fasteners.
Diecast, painted gray finish, right hand, 2-5/8 in. offset link, 5-1/16 in. hole spacing, 1-7/16 in. bottom hole spacing, for Andersen® windows.

H 3839 (Left hand) **H 3840** (Right hand)



Qty: 1, with fasteners.
All steel construction, coil spring retraction.

H 3577 (4.5 lbs.) **H 3580** (10 lbs.)
H 3578 (6 lbs.) **H 3630** (12 lbs.)
H 3579 (8 lbs.) **H 3835** (16 lbs.)



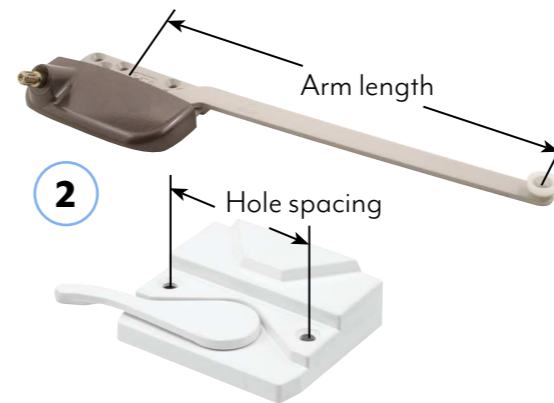
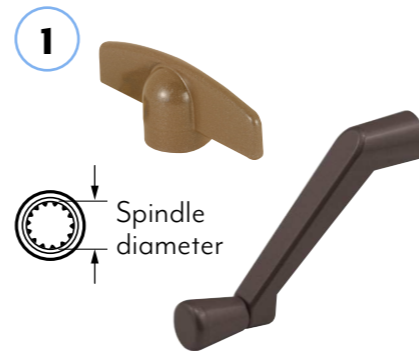
Amesbury Truth have been designing and manufacturing window & door hardware since 1955, and offers a complete line of hinges, locks, and operators. For use on wood, vinyl, metal and fiberglass windows.

“It is important that all windows function properly in case of an emergency.”

Uses: There is a wide variety of window styles on the market and all require some type of hardware to function. Most of these hardware components wear out over time and require repair and replacement. It is important that all windows function properly in case of an emergency escape event occurs such as a fire or natural disaster.

Selection: Casement windows (Older systems use a steel frame).

1. Crank handles can be replaced with original style or T-style cranks. Spindle diameter is the critical issue here. Amesbury Truth® use 11/32 in.
2. Operators and locks can be replaced easily on these. Arm length and hole spacing are needed to select the right operator. Newer style casements made of wood, fiberglass or vinyl use a newer system. These operators and locks can also be replaced easily but may require removal of some interior molding strips or operator covers.



TH 23057
Casement
Locking Handle



TH 24096
Awning Window Operator



TH 21937
Operator Cover



EP 24043
Casement Window Hinge

Time required for installation: 10 to 60 minutes for most replacements depending on the project.

Tools required: Phillips screwdrivers, straight slot screwdrivers, pliers or needle nose pliers, hammer, chisels, pry bar and dry film lubricant.

Expected lifetime: Window hardware life can vary widely. Generally if the item is properly installed, lubricated annually and cleaned, it will last for many years.

Why buy: Most purchases are the result of wear on hardware components or abuse. It is important to have a proper functioning window as it can lower heating and cooling costs. It will also allow for escape in an emergency and let in natural light further reducing electrical bills.

Care and maintenance: Operators should be lubricated with a spray grease or white grease on the gears. Do not use solvent-based lubricants.



Section Table of Contents

[How To Use The Catalog](#)

[Awning Window Operator](#)

[Casement Window Operators](#)

[Operator Covers](#)

[Operator Handles](#)

[Window Hinges](#)

[Window Locks](#)

[Window Tracks](#)

Get the most out of your interactive catalog



Truth Part Number:
Handle: 11573

Qty: 1

Diecast zinc, snap-on design, fits a 11/32 in. spindle.

- [TH 22134](#) (Bronze)
- [TH 22142](#) (White)
- [TH 22135](#) (Coppertone)

Clickable hyperlink launches internet browser, opening a new web page that redirects to the product page on the Prime-Line website.

Toggle between photo and dimensioned line drawing of product.

Additional product specifications.

The screenshot shows a web browser window displaying the product page for the Truth Tee Handle, Bronze, Snap-On Design. The URL is https://www.primelineparts.com/truth-tee-handle-bronze-snap-on-design-1-per-pkg/. The page features a navigation bar with 'ARROW', 'PRIME-LINE', and 'PRIME-LINE B2B | CONTACT US'. A search bar contains 'TH 22134'. The main content area includes a breadcrumb trail: REPAIR/REPLACEMENT PARTS / WINDOW HARDWARE / TRUTH WINDOW HARDWARE. The product title is 'Truth Tee Handle, Bronze, Snap-On Design, 1 per pkg.' with SKU: TH 22134 and a price of \$16.79. A list of product features is provided: 'Used on Truth hardware operators only', 'Fits 11/32 in. spindles', 'Snap-on design', and 'View Details'. An 'ADD TO CART' button is visible. Below the main image are sections for 'PRODUCT DETAILS' and 'SPECIFICATIONS'.

Truth Tee Handle, Bronze, Snap-On Design, 1 per pkg.

Descriptive title.

- Used on Truth hardware operators only
- Fits 11/32 in. spindles
- Snap-on design
- View Details

Product description.

ADD TO CART

Add to cart option

PRODUCT DETAILS

This is a diecast white tee handle that fits 11/32 in. spindles found on Truth brand operators only. Ideal for low profile situations where the normal crank handle interferes with the window blinds. The new snap-on design make it extremely easy to install. No set screw required.

SPECIFICATIONS

- Diecast construction with a bronze finish
- Tee handle
- Easy to install
- No tools required for installation
- Please refer to the line art drawing for dimensions and compare with your needs before purchasing

AMESBURY TRUTH

Awning & Casement Window Operators

Regular handing: When viewed from the inside, a regular handle will be pointed to the left when window is in the closed position.




Truth Part Numbers:
Operator: 10.14
Hook: 20008

Qty: 1 set, with fasteners.

High pressure, corrosive resistant diecast zinc case and lever handle, baked enamel finish, holds window open in any of five positions.

TH 24097 (White)

Regular handing: When viewed from the inside, a regular handle will be pointed to the left when window is in the closed position.



Truth Part Numbers:
Operator: 10.10
Hook: 20008

Qty: 1 set, with fasteners.

High pressure, corrosive resistant diecast zinc case and lever handle, baked enamel finish, holds window open in any of five positions.

TH 23070 (Projection: under 2 in. – Bronze)

TH 23069 (Projection: over 2 in. – Bronze)

Regular handing: When viewed from the inside, a regular handle will be pointed to the left when window is in the closed position.



Truth Part Numbers:
Operator: 10.11
Hook: 20008

Qty: 1 set, with fasteners.

High pressure, corrosive resistant diecast zinc case and lever handle, baked enamel finish, holds window open in any of five positions.

TH 23097 (Bronze)

TH 24079 (White)



Truth Part Numbers:
Operator: 11.14
Handle: 10579
Hook: 20008

Qty: 1 set, with fasteners.

High pressure diecast zinc case and crank handle, baked enamel finish, hardened steel worm drive and gear arms.

TH 24058 (Bronze)

TH 24059 (White)



Truth Part Numbers:
Operator: 11.10 (21-1/2 in.)
11.12 (16-1/8 in.)
Handle: 10579
Hook: 20008

Qty: 1 set, with fasteners.

High pressure diecast zinc case and crank handle, baked enamel finish, hardened steel worm drive and gear arms.

TH 23011 (Arm length: 16-1/8 in. – Bronze)

TH 23012 (Arm length: 16-1/8 in. – Coppertone)

TH 23013 (Arm length: 16-1/8 in. – White)

TH 23008 (Arm length: 21-1/2 in. – Bronze)

TH 23009 (Arm length: 21-1/2 in. – Coppertone)

TH 23010 (Arm length: 21-1/2 in. – White)

Specify right or left hand
(Determined by the side hinge is on, when viewed from the **outside**.)



Left hand shown



Truth Part Numbers:
Operator: 15.18
Handle: 11454

Qty: 1 set, with fasteners.

High pressure diecast zinc case and crank handle, baked enamel finish, hardened steel jointed arm, 90° window opening.


TH 24174 (Bronze – Left hand)

TH 24176 (White – Left hand)

TH 24175 (Bronze – Right hand)

TH 24177 (White – Right hand)

Specify right or left hand
(Determined by the side hinge is on, when viewed from the **inside**.)



Left hand shown



Truth Part Numbers:
Operator: 23.46
Stud Bracket: 10558
Handle: 10579

Qty: 1 set, with fasteners.

High pressure diecast zinc base, baked enamel finish, hardened steel jointed arm, blind tap mounting holes.

TH 23089


TH 23091

TH 23090

TH 23092

Handing	Arm Length	Finish
Left	4-1/2 in.	Bronze
Left	4-1/2 in.	White
Right	4-1/2 in.	Bronze
Right	4-1/2 in.	White

Specify right or left hand
(Determined by the side hinge is on, when viewed from the **inside**.)



Right hand shown




Truth Part Numbers:
Operator: 23.10
Handle: 10579

Qty: 1 set, with fasteners.

High pressure diecast zinc case and crank handle, baked enamel finish, hardened steel arm, stainless steel roller and rivet, 90° window opening.

TH 23014 (Bronze – Left hand)

TH 23017 (Bronze – Right hand)



Specify right or left hand
(Determined by the side hinge is on, when viewed from the **outside**.)

Left hand shown




Truth Part Numbers:
Operator: 15.10
Stud Bracket: 10339 (Left hand)
10340 (Right hand)

Qty: 1 set, with fasteners.

High pressure diecast zinc base, baked enamel finish, dual steel arms, hardened steel worm drive and gears, Entrygard series.

	Handing	Arm Length	Link Offset
TH 24030	Left	2-7/16 in.	Up
TH 24032	Left	3-5/16 in.	Up
TH 23076	Left	4-1/16 in.	Up
TH 24031	Right	2-7/16 in.	Up
TH 24033	Right	3-5/16 in.	Up
TH 23077	Right	4-1/16 in.	Up

Specify right or left hand
(Determined by the side hinge is on, when viewed from the **outside**.)



Right hand shown




Truth Part Numbers:
Operator: 15.11
Stud Bracket: 10415 (Left hand)
10416 (Right hand)

Qty: 1 set, with fasteners.

High pressure diecast zinc base, baked enamel finish, steel jointed arm, hardened steel worm drive and gears, Entrygard series.

[TH 23078](#) (Left hand) [TH 23079](#) (Right hand)



Right hand shown

Specify right or left hand
(Determined by the side hinge is on, when viewed from the **outside**.)

Qty: 1 set, with fasteners.

High pressure diecast zinc case and crank handle, baked enamel finish, hardened steel arm, plastic roller, 90° window opening.

[TH 23020](#)

[TH 23021](#)

[TH 23022](#)

[TH 23023](#)

[TH 23024](#)

[TH 23025](#)

[TH 23026](#)

[TH 23027](#)

[TH 23028](#)

[TH 23029](#)

[TH 23030](#)

[TH 23031](#)

Arm Length	Handing	Finish
9-1/2 in.	Left	Bronze
9-1/2 in.	Left	Coppertone
9-1/2 in.	Left	White
9-1/2 in.	Right	Bronze
9-1/2 in.	Right	Coppertone
9-1/2 in.	Right	White
13-1/2 in.	Left	Bronze
13-1/2 in.	Left	Coppertone
13-1/2 in.	Left	White
13-1/2 in.	Right	Bronze
13-1/2 in.	Right	Coppertone
13-1/2 in.	Right	White



Right hand shown

Specify right or left hand
(Determined by the side hinge is on, when viewed from the **outside**.)



Truth Part Numbers:
Operator: 15.31 (9-1/2 in.)
15.32 (13-1/2 in.)
Handle: 11454

Qty: 1 set, with fasteners.

High pressure diecast zinc case and crank handle, baked enamel finish, hardened steel arm, plastic roller, 90° window opening.

[TH 24182](#)

[TH 24186](#)

[TH 24194](#)

[TH 24198](#)

[TH 24195](#)

[TH 24199](#)

Arm Length	Handing	Finish
9-1/2 in.	Left	Bronze
9-1/2 in.	Left	White
13-1/2 in.	Left	Bronze
13-1/2 in.	Left	White
13-1/2 in.	Right	Bronze
13-1/2 in.	Right	White



Truth Part Number:
Handle: 11573



Qty: 1
Diecast zinc, snap-on design, fits a 11/32 in. spindle.

- [TH 22134](#) (Bronze) [TH 22142](#) (White)
- [TH 22135](#) (Coppertone)



Truth Part Number:
Handle: 10579



Qty: 1
Diecast zinc, fits a 11/32 in. spindle.

- [TH 21996](#) (Bronze) [TH 22007](#) (White)
- [TH 21998](#) (Coppertone)



Truth Part Number:
Handle: 11454



Qty: 1
Diecast zinc, contour design, fits a 11/32 in. spindle, for the Maxim series operators.

- [TH 24028](#) (Bronze) [TH 24026](#) (White)
- [TH 24029](#) (Coppertone) [TH 24027](#) (Brite white)



Truth Part Number:
Handle: 11329



Qty: 1
Diecast zinc, low profile when folded, fits a 11/32 in. spindle.

- [TH 22243](#) (Bronze) [TH 22253](#) (White)
- [TH 22245](#) (Coppertone) [TH 24224](#) (Brite white)



Folded position



Qty: 1 set.
Molded plastic cover, diecast crank, sleek nesting design, fits a 11/32 in. spindle, for the Entrygard series operators.

- [TH 24087](#) (Bronze) [TH 24089](#) (Clay)
- [TH 24086](#) (White)

Truth Part Numbers:
Handle: 10579
Cover: 10341



Qty: 1 set.
Plastic cover, diecast zinc crank, fits a 11/32 in. spindle, for the Entrygard series operators.

- [TH 24000](#) (Bronze) [TH 24034](#) (Clay)
- [TH 24003](#) (White)



Qty: 1
Diecast zinc, snap-on design, for the Entrygard series operators.

- [TH 22232](#) (Bronze) [TH 22240](#) (White)

Truth Part Number:
Cover: 11328



Qty: 1
Plastic, snap-on design, for the Entrygard series operators.

- [TH 21928](#) (Bronze) [TH 21937](#) (White)

Truth Part Number:
Cover: 10341

AMESBURY TRUTH

Cam Locks, Sash Locks & Window Tracks



Truth Part Numbers:
Lock: 17.32 (7/16 in.)
17.35 (11/16 in.)
Keeper: 40967

Qty: 1 set, with fasteners.

High pressure-corrosive resistant diecast zinc, baked enamel finish, with alignment lugs, 2-1/16 in. hole spacing.

TH 23084 (Bronze) **TH 23085** (White)




Truth Part Numbers:
Lock: 16.18
Keeper: 31344

Qty: 1 set, with fasteners.

High pressure diecast zinc case and handle, low profile, non-handed, 2 in. hole spacing.

TH 23053 (Bronze) **TH 23056** (White)
TH 23054 (Coppertone)



Truth Part Numbers:
Lock: 16.52
Keeper: 41268 (Left hand)
41269 (Right hand)

Qty: 1 set, with fasteners.

High pressure diecast zinc case and handle, non-handed, 2-3/8 in. hole spacing.

TH 24152-A (Bronze) **TH 24153** (White)



Right hand shown

Qty: 1 set, with fasteners.

High pressure diecast zinc case and handle, handed, 2-3/8 in. hole spacing.

TH 23098 (White – Left hand)
TH 23099 (White – Right hand)

Specify right or left hand
(Determined by the side hinge is on, when viewed from the **outside**.)



Truth Part Numbers:
Lock: 16.27
Keeper: 30827

Qty: 1 set, with fasteners.

High pressure diecast zinc case and handle, heavy duty, handed, 2-3/8 in. hole spacing.

TH 23044 (Bronze – Left hand)
TH 23047 (White – Left hand)
TH 23048 (Bronze – Right hand)
TH 23051 (White – Right hand)



Right hand shown

Truth Part Numbers:
Handle: 25.29
Strike housing: 20236
Strike inserts: 20231 & 20233




Qty: 1 set, with fasteners.

High pressure diecast zinc, 2 strike inserts, 90° rotation, handed, 1-1/2 in. hole spacing.

TH 23057 (Bronze – Left hand)
TH 23059 (White – Left hand)
TH 23058 (Bronze – Right hand)
TH 23060 (White – Right hand)



Left hand shown



Truth Part Numbers:
Handle: 24.25
Keeper: 21088

Qty: 1 set, with fasteners.

High pressure diecast zinc, non-handed, face mounted, 2-1/2 in. hole spacing.

TH 23094 (White)



Truth Part Number:
Handle: 24.33

Qty: 1, with fasteners.

Diecast, multi-point actuator, blind tap 10-24 mounting, 3-13/16 in. hole spacing.

TH 24014 (White) **TH 24015** (Brite white)



Truth Part Number:
Keeper: 31344

Qty: 1, with fasteners.

Steel, 7/8 in. hole spacing, use with low profile sash locks (TH 23053 thru TH 23056).

EP 22499



Truth Part Number:
Track: 30473

Qty: 1, with fasteners.

Steel, for the Entrygard series operators.

TH 22397 (11-3/8 in.)

TH items are carded. EP items are polybagged.

Hinges



Truth Part Number:
Hinge: 35.12

Qty: 1, with fasteners.

Stainless steel, heavy duty, non-handed, for emergency exit codes.

EP 24050



Truth Part Number:
Hinge: 14.75

Qty: 1 pair, with fasteners.

Stainless steel track, plated steel sash and support arms, delrin shoe glide, left and right hand.

TH 23088



Qty: 1

Stainless steel, heavy duty, brass shoe, non-handed.

EP 24043

Truth Part Number	Hinge Track Length
34.24	10 in.



Qty: 1, with fasteners.

Zinc plated steel, brass shoe, adjustable tension.

EP 24051

Truth Part Number	Hinge Track Length
37.35	8 in.

WINDOW SCREEN

Hardware



We offer a large variety of types and sizes to ensure that you can find the perfect piece to secure your screen frame. We offer clips, lift tabs, plunger latches, retainer clips, hangers & latches and springs in multiple finishes and materials. Over 200 items are available.

Section Table of Contents

[How To Use The Catalog](#)

[Clips](#)

[Hangers](#)

[Lift Tabs](#)

[Plunger Latches](#)

[Retainer Clips](#)

[Springs](#)

[Stretcher Clips](#)



“It is important that your window screens are attached properly to keep out insects.”

Uses: There is a wide variety of window styles on the market and all require some type of hardware to attach the window screens. Most of these hardware components can break or become lost during window cleaning or repair. It is important that your window screens are attached properly to keep out insects that can cause disease.

Selection:

Hung windows (those that go up and down) have been around since the 1800's. Older systems use jiffy hangers mounted at the top inside frame that acts as a hinge. The bottom bail latch either slips over the frame channel or fits in the spline channel and has a wire loop that slips over a ball head screw to hold the screen in place. Newer vinyl hung windows use a variety of devices ranging from spring pin latches, knife latches or corner mounted flat springs.

Casement windows are also popular in many areas of the country. Older systems use a clip mounted on the inside frame, the clip offset usually matches the frame thickness. Newer style casements made of wood, fiberglass or vinyl use spring pin latches, knife latches or corner mounted flat springs.

Horizontal sliding windows are common in many areas of the country. These types of windows most commonly use a pre-formed channel to contain the screen. A flat spring is installed on the screen to create tension in the channel. Spring pins, and knife latches are also used in these types of windows.

Jalousie and awning windows are common in costal areas, islands and in many large cities. These use an inside mounted clip with a sheet metal fastener. The clip offset usually matches the frame thickness.

Time required for installation: 5 to 10 minutes for most replacements depending on the project.

Tools required: Phillips screwdrivers, straight slot screwdrivers, pliers or needle nose pliers.

Expected lifetime: Window hardware life can vary widely. Generally if the item is properly installed, it will last for many years.

Why buy: Most purchases are the result of wear on hardware components or lost components. It is important to have a properly mounted window screen to prevent disease born insets from entering the home. It will also provide for safe ventilation, reducing heating and cooling costs.

Care and maintenance: Most window screen hardware requires no maintenance. Inspect annually for broken or missing components.

RETURN TO MASTER TOC



L 5763
Diecast Clip



L 5769
Plastic Clip



L 5682
Stretcher Clip



L 5771
Plunger Latch



L 5770
Hangers &
Latches



Get the most out of your interactive catalog



Qty: 6
Plastic, spring loaded, snap-on style, for 3/8 in. or 7/16 in. x 3/4 in. frame.

L5771

Clickable hyperlink launches internet browser, opening a new web page that redirects to the product page on the Prime-Line website.

Toggle between photo and dimensioned line drawing of product.

Additional product specifications.

The screenshot shows a web browser window displaying the Prime-Line website. The URL is <https://www.primelineparts.com/window-screen-plunger-bolts-3-8-in-to-7-16-in-frame-nylon/>. The page features a navigation bar with categories like 'REPAIR/REPLACEMENT PARTS', 'SAFETY AND SECURITY PRODUCTS', 'FASTENERS', 'CATALOGS', and 'PROJECTS'. The main content area displays the product 'Window Screen Plunger Bolts, 3/8 in. to 7/16 in. Frame, Nylon' with a price of \$6.60 and an 'ADD TO CART' button. Below the product image are sections for 'PRODUCT DETAILS' and 'SPECIFICATIONS'. A sidebar on the right contains social media icons and a 'Feedback' button.

Window Screen Plunger Bolts, 3/8 in. to 7/16 in. Frame, Nylon

Descriptive title.

- Plunger bolts used to retain window screens
- Fits 3/8 in. or 7/16 in. screen frames
- Nylon cap and bolt
- View Details

Product description.

ADD TO CART

Add to cart option

PRODUCT DETAILS

These plastic constructed bolts are used to retain window screens to frame. These bolts are designed to fit 3/8 in. and 7/16 in. frames. They feature spring-loaded tension to ensure a good fit.

SPECIFICATIONS

- Tension spring included
- Please refer to the line art drawing for dimensions and compare with your needs before purchasing

WARRANTIES & MANUALS

Clips



Qty: 8 pack (yellow boxes) or 12 pack (teal boxes).

Diecast.

Size	Mill	Black	White	Bronze	Adobe	Almond
Flush*	L 5761	-	-	-	-	-
1/16 in.*	L 5762	-	L 5786	L 5833	-	-
1/8 in.*	L 5502	L 5635	-	-	L 5699	-
1/4 in.*	L 5550	-	-	-	-	-
5/16 in.†	L 5763	L 5638	L 5852	L 5832	-	L 5693
3/8 in.†	L 5764	L 5639	L 5787	-	L 5703	-
7/16 in.†	L 5765	-	L 5788	L 5789	-	-
15/16 in.‡	-	-	-	-	-	L 5821
1-3/16 in.†	-	-	-	-	-	L 5696

*No. 8 Phillips pan head sheet metal screws †No. 10-24 Phillips pan head machine screws ‡No fasteners



Qty: 8, with fasteners.

Diecast, with sheet metal screws for Hawaii installations.

Size	Mill	Black	White
5/16 in.	L 5823	-	-
3/8 in.	L 5824	-	L 5838
7/16 in.	L 5825	L 5938	-



Qty: 4, with fasteners.

Diecast, 8 universal sizes, combination barrel segments stack and interlock for proper sizing, patent number 10,641,019.

L 5926 (Mill) **L 5931** (White) **L 5927** (Almond)
L 5930 (Black) **L 5929** (Bronze)

Qty: 8 pack (yellow boxes), or 12 pack (teal boxes).

Plastic.

Size	Gray	Black	White
1/16 in.*	L 5767	L 5718	-
3/16 in.*	-	L 5720	-
5/16 in.†	L 5768	-	L 5773
7/16 in.†	L 5769	-	-

*No. 8 Phillips pan head sheet metal screws

†No. 10-24 Phillips pan head machine screws



Steel, flush offset, with fasteners.

L 5939 (Qty. 4) **L 5772** (Qty. 6)



Qty: 8, with fasteners.

Gray plastic, with sheet metal screws for Hawaii installations.

L 5829 (5/16 in.) **L 5830** (3/8 in.) **L 5831** (7/16 in.)



Qty: 4, with fasteners.

Plastic, 8 universal sizes, combination barrel segments stack and interlock for proper sizing, patent number 10,641,019.

L 5920 (Gray) **L 5924** (White)
L 5923 (Black) **L 5922** (Bronze)



Qty: 8, with fasteners.

Plastic, flush offset.

L 5766 (White) **L 5907** (Brown) **L 5778** (Clear)



Qty: 6, with fasteners.

Plastic, flush offset.

L 5912 (White)



Qty: 8, with fasteners.

Plastic, 9/16 in. reach, with fasteners.

L 5851 (White)



Qty: 12, with fasteners.

Plastic, 5/8 in. reach, 1/16 in. offset.

L 5760 (Black) **L 5759** (White)

WINDOW SCREEN


Lift Tabs, Stretcher Clips & Plunger Latches



Qty: 4, with fasteners.
Plastic.
L5707 (White)



Qty: 4
Plastic, for 3/8 in. and 7/16 in. screen frame, requires no fasteners.
L5796 (Black)



Qty: 2 sets.
Plastic, top and bottom clips, for 7/16 in. screen frame, requires no fasteners.
L5799 (Black)




Qty: 6
Plastic, requires no fasteners.
L5677 (Gray) **L5566** (Black) **L5525** (White)



Qty: 6
Plastic, requires no fasteners.
L5809 (White) **L5810** (Clear)



Qty: 12, with fasteners.
Stamped aluminum, for 3/8 in. x 5/8 in. screen frame.
L5682



Qty: 8, with fasteners.
Stamped aluminum, for 3/8 in. x 3/4 in. screen frame.
L5836



Qty: 6
Plastic, spring loaded, snap-on style, for 3/8 in. or 7/16 in. x 3/4 in. frame.
L5771



Qty: 4
Aluminum bolt, plastic cap, spring loaded, snap-on style.
L5843



Qty: 6
Diecast bolt, plastic cap, spring loaded, snap-on style, for 3/8 in. or 7/16 in. x 3/4 in. frame.
L5785



Qty: 1
1/8 in. I.D. and 7/32 I.D. in. drill sizes.
L5628

WINDOW SCREEN

Knife Latches & Hangers



Qty: 3 pairs.
Stamped aluminum, left and right hand.

[L 5561](#)



Qty: 1 set, with fasteners.
Stamped aluminum, for 3/8 in. screen frame.

[L 5780](#) (Mill)



Qty: 1 set, with fasteners.
Stamped aluminum, for 7/16 in. screen frame.

[L 5770](#)



Qty: 2 sets, with fasteners.
Stamped aluminum, for 7/16 in. screen frame.

[L 5814](#) (White)




Qty: 3 sets, with fasteners.
Stamped aluminum, for 7/16 in. screen frame.

[L 5560](#) (Mill)



Qty: 4, with fasteners.
Stamped aluminum, slip-on, for 7/16 in. screen frame.

[L 5790](#)



Qty: 4, with fasteners.
Stamped aluminum, slip-on, for 7/16 in. screen frame.

[L 5837](#) (Gray)



Qty: 4, with fasteners.
Stamped aluminum, slip-on.

[L 5781](#)



Qty: 4 sets, with fasteners.
Stamped aluminum.

[L 5791](#)



Qty: 2 sets, with fasteners.
Stamped steel, top mounted.

[L 5777](#)

WINDOW SCREEN

Retainer Clips



Used primarily in Canada

Qty: 4
Clear plastic, for use in western Canada, use number molded into clip for exact replacement.

L 5623 (#523)



Used primarily in Canada

Qty: 4
Clear plastic, for use in western Canada, use number molded into clip for exact replacement.

L 5624 (#524)



Used primarily in Canada

Qty: 2
Clear plastic, for use in western Canada, use number molded into clip for exact replacement.


L 5625N (#525)



Used primarily in Canada


Qty: 2
Clear plastic, for use in western Canada, use number molded into clip for exact replacement.

L 5626N (#1029)




Qty: 6
Clear plastic with steel pin.

L 5801




Qty: 6
Clear plastic with steel pin.

L 5802



Qty: 6
Clear plastic with steel pin.

L 5892




Qty: 6
Clear plastic with steel pin.

L 5916




Qty: 6
Clear plastic with steel pin.

L 5915



Qty: 6
Clear plastic.

L 5840



Qty: 6
Clear plastic with plastic pin.

L 5839



Clear plastic with steel pin, plastic retainer sleeve.

L 5775 (Qty. 6) **L 5775-12** (Qty. 12)

WINDOW SCREEN

Retainer Clips & Springs



Qty: 6
Clear plastic with steel pin, plastic retainer sleeve.
[L5895](#)



Qty: 6
Clear plastic with steel pin, plastic retainer sleeve.
[L5776](#)



Qty: 6
Heat treated steel spring, half moon design,
2-15/16 in. length, 7/32 in. wide.
[L5527](#)



Qty: 6
Heat treated spring steel, corner mount.
[L5794](#) (3/16 in. wide) [L5884](#) (1/4 in. wide)



Qty: 6, with fasteners.
Spring steel, aluminum nail.
[L5835](#) (1-3/16 in. – Stainless steel)

SCREENING ACCESSORIES



RETURN TO MASTER TOC



We offer a comprehensive program, encompassing all facets of screening and glazing of windows and doors.

Section Table of Contents

- | | |
|--|-------------------------------------|
| How To Use The Catalog | Rigid Vinyl |
| Backroom Fixtures | Rolling Tools |
| Corners | Screen Clips |
| Corner Keys | Screen Cloth |
| Glazing Channel & Spline | Screen Door Grilles |
| Hangers & Latches | Screen Frame |
| Lift Tabs | Slide Bolts |
| Plunger Latches | Storm Door Clips |
| Retainer Spline | Tilt Keys |

Window & Screen Repair

Screen Spline: The most common types of spline used on window screens are vinyl, hollow core, and serrated. The most popular colors are black and gray. Spline rolls are available from 25 ft. to 15 lb. rolls, with 250 ft. and 500 ft. rolls being the most popular. Foam spline is also used in the market place. The .270 sized foam spline is a good replacement for old style metal spline.

Glazing Retainer Spline: Glazing retainer spline is primarily used for window glass replacement and repair. They usually come in 200 ft. rolls and sizing will depend on if it's for a single or double glass application. Gray is the most common finish for this type of spline.

Aluminum Screen Frame: Screen frame comes in various colors and sizes. The more popular finishes are white, mill, and bronze. It also comes in various heights and widths with 5/16 in. and 7/16 in. being the most common width sizes and 3/4 in. the most common height. Other colors and sizes are available to meet the customer's needs.

Screen Frame Corners: Screen frame corners are used to hold the screen frame together. They come in both plastic and aluminum and are available in various colors to match the frame. This includes popular brands such as Andersen® and Pella®. Some corners cannot be seen as they fit right into the frame (miter cut) while others called plastic square cuts can be seen at the end of the frame (square cut).

Latches & Clips: Screen latches and clips are designed to help keep the screen in place while set in the window or screen door frame. They come in various materials such as plastic, aluminum and diecast. Use of a particular latch, clip or bolt depends on the type window. For example, storm windows use a specially designed clip to be held in place.


Tools: Screen rollers are used to push the spline and screening material into the screen frame and hold it in place. Shears are designed to smoothly cut aluminum, pet, fiberglass and solar screen material.

P 7629
Screen Rolling Tool



ZZ 75-21
©2025 Prime-Line

P 7516
Screen Spline



P 7795
Glazing Spline



PL 14071
Screen Frame



PL 7721
Frame Corner



PL 14569
Screen Clip



SCREENING ACCESSORIES

Get the most out of your interactive catalog



Qty: 1 set per bag, 10 bags per pack.
Fiberglass cloth, plastic rolling tool, vinyl spline.

	Size	Spline size
P 7511	36 in. x 84 in.	.180
P 7541	48 in. x 84 in.	.180
P 7515	36 in. x 84 in.	.155

Clickable hyperlink launches internet browser, opening a new web page that redirects to the product page on the Prime-Line website.

Toggle between photo and dimensioned line drawing of product.

Additional product specifications.

P 7511 | Screen Door Repair Kit, Charcoal Fiberglass, with spline and tool. 1 kits per box.

SKU: P 7511 (0)

\$65.55

- Screen Repair Kit
- 1 piece of fiberglass screen material 36 in. x 84 in.
- Includes Rolling Tool and 30 ft. of .180 diameter spline
- View Details

ADD TO CART

PRODUCT DETAILS

This item is a fiberglass screen repair kit for replacing damaged screen fabric in window screens and screen doors. Each kit contains one piece of charcoal fiberglass screen 36 in. x 84 in., 30 ft. of 0.180 in. black vinyl spline and a screen rolling tool. This kit will typically allow the repair of one screen door or two window screens.

SPECIFICATIONS

- Charcoal color
- Replace damaged Product
- Enough fabric to rescreen one (1) 36 in. wide screen door or two (2) average sized window screens
- Instructions included
- Please refer to the line art drawing for dimensions and compare with your needs before purchasing

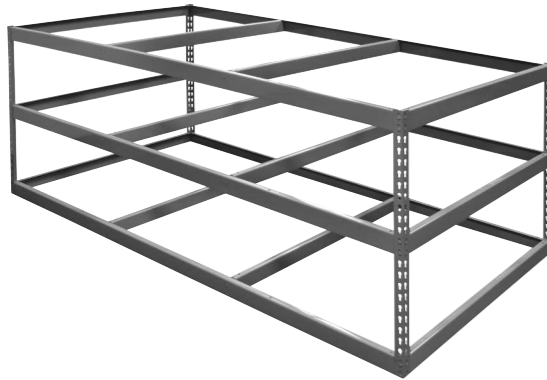
WARRANTIES & MANUALS

Descriptive title.

Product description.

Add to cart option

Backroom Fixtures



Screen Table Kit

Qty: 1, with fasteners.

Boltless metal framing, adjustable shelving, 36 in. working height, designed for 3/4 in. plywood (not included).

P 8060-G (48 in. x 96 in.)



Screen Table Tower Kit

Qty: 1, with fasteners.

Accessory item for the screen table, stores most commonly used screening material, painted steel uprights and top brace, supplied with (8) eye bolts and end caps to accommodate 3/4 in. electrical conduit.

P 8076-G



Screen Table Top Carpeting

Qty: 1 roll

Protects window and screen frames from scratches, tough indoor/outdoor felt carpet, 72 in. x 108 in., overlaps top and is fastened to underside of table top.

P 8099 (Gray)



Screen Table Jig

Qty: 1 set, with fasteners.

2 bars drilled for attachment to table, 3 free moving bars, 12 aluminum screen frame clips (for 3/4 in. frame), allows the screen frame to be held firmly & squarely in place while installing screen fabric.

P 7924

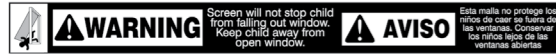


Screen Table Jig Clips

Qty: 4 clips

Used to secure screen frame squarely to the screen jig and allows for accurate installation of screen fabric.

P 7932 (3/4 in. clips) **P 7933** (1 in. clips)



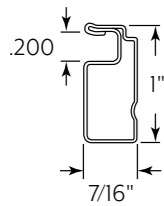
Screen Warning Label

Qty: 100

1/2 in. high x 4.5 in. wide, self adhesive.

[P 8081](#)

1 in. x 7/16 in.



Screen Frame

Qty: 36 pieces per carton.

1 in. x 7/16 in. x 12 ft. 2 in., .025 gauge, use spline size .225 for aluminum mesh or .235 for fiberglass mesh.

[PL 16762](#) (Mill) [\(Bronze\)](#) [PL 16765](#) (Almond)
[PL 16763](#) [PL 16764](#) (White)



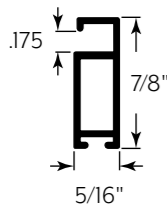
Corner

Qty: 20 per tub.

Plastic, square cut, for 1 in. x 7/16 in. frame, fits Kolbe® Window Screens only.

[PL 14939](#) (White)

7/8 in. x 5/16 in.



Screen Frame

Qty: 10 pieces per carton.

Extruded, 7/8 in. x 5/16 in., .038 gauge, use foam spline size .190, use 3/16 in. wide pile weatherstrip.

[PL 15974](#) (Mill) [PL 15976](#) (White)



Corner

Qty: 20 per tub.

Aluminum, miter cut, for 7/8 in. x 5/16 in. frame.

[PL 15977](#) (Mill)



Corner

Qty: 100 per polybag.

Aluminum, miter cut, for 7/8 in. x 5/16 in. frame.

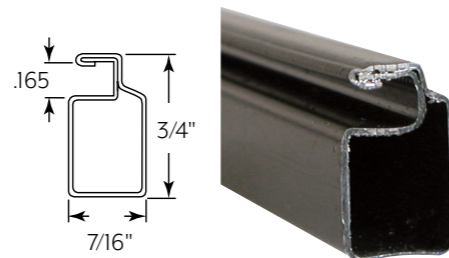
[PL 16678](#) (Mill)

3/4 in. x 7/16 in.

Screen Frame

3/4 in. x 7/16 in., .020 gauge, use spline size .165 for aluminum mesh or .185 for fiberglass mesh.


	Length	Pieces per Ctn.	Finish
PL 14039	94 in.	20	Mill
PL 14041	94 in.	20	Bronze
PL 14042	94 in.	20	White
PL 140425	94 in.	20	Almond
PL 140428	94 in.	20	Matte black
PL 15617	12 ft. 2 in.	40	Mill
PL 15619	12 ft. 2 in.	40	Bronze
PL 15620	12 ft. 2 in.	40	White



Corner

Plastic, square cut, for 3/4 in. x 7/16 in. frame.

	Pack Qty.	Retail Package RP	Finish
PL 7724	4 per Card	Yes	Gray
PL 7725	4 per Card	Yes	Bronze
PL 7726	4 per Card	Yes	White
PL 77268	4 per Card	Yes	Matte black
PL 14258	100 per Box	No	Gray
PL 14259	100 per Box	No	Bronze
PL 14260	100 per Box	No	White
PL 142608	100 per Box	No	Matte black



Corner

Qty: 100 per box.
Aluminum, miter cut, for 3/4 in. x 7/16 in. frame, .040 gauge.

[PL 14268](#) (Mill)



Corner

Qty: 20 per tub.
Plastic, riveted corner, adjustable from 45° to 135°, miter cut, for 3/4 in. x 7/16 in. frame.

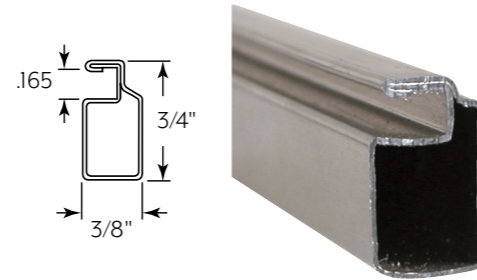
[PL 16138](#) (Black)



How-To Video: Cutting Screen Frame with a Mitre Box

3/4 in. x 3/8 in.

	Length	Pieces per Ctn.	Finish
PL 14053	72 in.	20	Mill
PL 14055	72 in.	20	Bronze
PL 14056	72 in.	20	White
PL 14059	94 in.	20	Mill
PL 14061	94 in.	20	Bronze
PL 14062	94 in.	20	White
PL 15624	12 ft. 2 in.	48	Mill
PL 15626	12 ft. 2 in.	48	Bronze
PL 15627	12 ft. 2 in.	48	White



Screen Frame

3/4 in. x 3/8 in., .020 gauge, use spline size .165 for aluminum mesh or .185 for fiberglass mesh.

	Pack Qty.	Retail Package RP	Finish
PL 7721	4 per Card	Yes	Gray
PL 7722	4 per Card	Yes	Bronze
PL 7723	4 per Card	Yes	White
PL 14272	100 per Box	No	Gray
PL 14273	100 per Box	No	Bronze
PL 14274	100 per Box	No	White



Corner

Plastic, square cut, for 3/4 in. x 3/8 in. frame.



Corner

Qty: 100 per box.

Aluminum, miter cut, for 3/4 in. x 3/8 in. frame, .040 gauge.

[PL 14282](#) (Mill)

3/4 in. x 5/16 in.

	Length	Pieces per Ctn.	Finish
PL 14071	72 in.	20	Mill
PL 14073	72 in.	20	Bronze
PL 14074	72 in.	20	White
PL 14075	72 in.	20	Almond
PL 140748	72 in.	20	Matte black

[PL 14077](#)

[PL 14079](#)

[PL 14080](#)

[PL 140808](#)

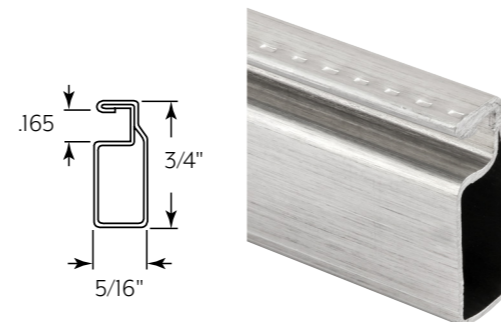
[PL 15629](#)

[PL 15631](#)

[PL 15632](#)


[PL 15633](#)

Length	Pieces per Ctn.	Finish
94 in.	20	Mill
94 in.	20	Bronze
94 in.	20	White
94 in.	20	Matte black
12 ft. 2 in.	56	Mill
12 ft. 2 in.	56	Bronze
12 ft. 2 in.	56	White
12 ft. 2 in.	56	Almond



Screen Frame

3/4 in. x 5/16 in., .020 gauge, use spline size .165 for aluminum mesh or .185 for fiberglass mesh.



Corner

Aluminum, miter cut, for 3/4 in. x 5/16 in. frame.

[PL 14294](#) (Qty. 100 per box)

SCREENING ACCESSORIES

Aluminum Screen Frame & Corners


	Pack Qty.	Retail Package RP	Finish
PL 7727	4 per Card	Yes	Gray
PL 7728	4 per Card	Yes	Bronze
PL 7729	4 per Card	Yes	White
PL 77298	4 per Card	Yes	Matte black
PL 14284	100 per Box	No	Gray
PL 14285	100 per Box	No	Bronze
PL 14286	100 per Box	No	White
PL 142868	100 per Box	No	Matte black



Corner
Plastic, square cut, for 3/4 in. x 5/16 in. frame.



Corner
Qty: 10 pairs per tub.
Plastic, square cut, for 3/4 in. x 5/16 in. frame, left and right hand.
[PL 16156](#) (White)

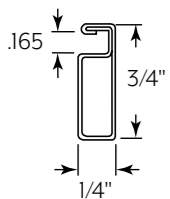


Corner
Qty: 20 per tub.
Plastic, square cut, for 3/4 in. x 5/16 in. frame, used on storm door screen panels.
[PL 16158](#) (White)



Corner
Qty: 20 per tub.
Plastic, square cut, for 3/4 in. x 5/16 in. frame, locking feature.
[PL 16404](#) (White)

3/4 in. x 1/4 in.



Screen Frame
Qty: 20 pieces per carton.
3/4 in. x 1/4 in. x 94 in., .020 gauge, use spline size .135 for aluminum mesh or .150 for fiberglass mesh.
[PL 14092](#) (Mill) [PL 14093](#) (Bronze) [PL 14094](#) (White)

Corner
Plastic, square cut, for 3/4 in. x 1/4 in. frame.

	Pack Qty.	Retail Package RP	Finish
PL 7718	4 per Card	Yes	Gray
PL 7719	4 per Card	Yes	Bronze
PL 7720	4 per Card	Yes	White
PL 14297	100 per Box	No	Bronze
PL 14298	100 per Box	No	White



Corner
Qty: 100 per box.
Aluminum, miter cut, for 3/4 in. x 1/4 in. frame.
[PL 14306](#) (Mill)

Screen Frame Kit

Qty: 10 kits per carton.

Square-cut screen or storm window kit, includes frame, square cut corners and spline, makes 1 (one) screen frame, accepts aluminum or fiberglass mesh screen or flexible poly film (not included).

	Retail Package RP	Size	Finish	Length
PL 7803	Yes	3/4 in. x 5/16 in.	Mill	3 ft.
PL 7804	Yes	3/4 in. x 5/16 in.	Mill	4 ft.
PL 7805	Yes	3/4 in. x 5/16 in.	Mill	5 ft.
PL 7856	Yes	3/4 in. x 5/16 in.	Gray	3 ft.
PL 7858	Yes	3/4 in. x 5/16 in.	Gray	5 ft.
PL 7806	Yes	3/4 in. x 5/16 in.	Bronze	3 ft.
PL 7807	Yes	3/4 in. x 5/16 in.	Bronze	4 ft.
PL 7808	Yes	3/4 in. x 5/16 in.	Bronze	5 ft.
PL 7812	Yes	3/4 in. x 5/16 in.	White	3 ft.
PL 7813	Yes	3/4 in. x 5/16 in.	White	4 ft.
PL 7814	Yes	3/4 in. x 5/16 in.	White	5 ft.
PL 7791	Yes	3/4 in. x 5/16 in.	Matte Black	3 ft.
PL 7792	Yes	3/4 in. x 5/16 in.	Matte Black	4 ft.
PL 7793	Yes	3/4 in. x 5/16 in.	Matte Black	5 ft.
PL 7823	Yes	3/4 in. x 3/8 in.	White	5 ft.
PL 7800	Yes	3/4 in. x 7/16 in.	Mill	3 ft.
PL 7801	Yes	3/4 in. x 7/16 in.	Mill	4 ft.
PL 7802	Yes	3/4 in. x 7/16 in.	Mill	5 ft.
PL 7809	Yes	3/4 in. x 7/16 in.	Bronze	3 ft.
PL 7810	Yes	3/4 in. x 7/16 in.	Bronze	4 ft.
PL 7811	Yes	3/4 in. x 7/16 in.	Bronze	5 ft.
PL 7836	Yes	3/4 in. x 7/16 in.	White	3 ft.
PL 7837	Yes	3/4 in. x 7/16 in.	White	4 ft.

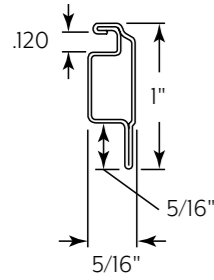


How-To Video: Building a Square-Cut Screen Frame

RP = Retail Package Available

Order full cartons only | 6 cards per carton | 1 tub or box per carton

Lip Frame & Corners



Lip Frame

Qty: 24 pieces per carton.

1 in. x 5/16 in., 5/16 in. lip, .020 gauge, use spline size .130 for aluminum mesh or .140 for fiberglass mesh.

[PL 16771](#) (Mill - 72 in.)

[PL 16773](#) (White - 94 in.)

[PL 16772](#) (White - 72 in.)



Corner

Qty: 20 per tub.

Plastic, square cut, for 5/16 in. lip frame.

[PL 16775](#) (White)


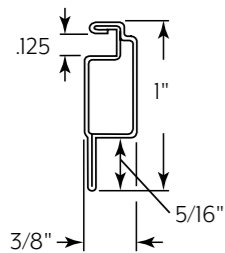


Corner

Qty: 20 per tub.

Plastic, square cut, for 5/16 in. lip frame.

[PL 16774](#) (White)



Lip Frame - Reverse Lip

Qty: 15 pieces per carton.

1 in. x 3/8 in. x 94 in., 5/16 in. lip, .020 gauge, use spline size .140 for aluminum mesh or .150 for fiberglass mesh.

[PL 15991](#) (Bronze)

[PL 15992](#) (White)

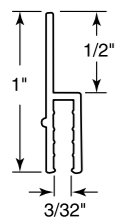


Corner

Qty: 20 per tub.

Aluminum, miter cut, fits 3/8 in. window frame.

[PL 14318](#) (Mill)

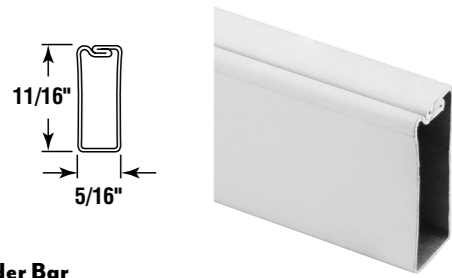


Lip Frame

Qty: 25 pieces per carton.

Rigid vinyl, 1 in. x 3/32 in. x 72 in., 1/2 in. lip, used on basement and storm windows, requires no vinyl insert.

[PL 15967](#) (White)




Spreader Bar

Qty: 20 pieces per carton.

11/16 in. x 5/16 x 72 in., .025 gauge, used on screens in excess of 48 in., mounts across the center of the screen and prevents the sides of the screen from bowing in, keeps the screen fabric tight, no wrinkles or sagging.

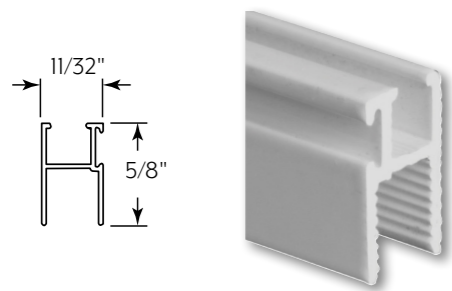
[PL16767](#) (Mill) [PL16768](#) (Bronze) [PL16769](#) (White)



Spreader Bar Clip

Stamped aluminum, designed to secure a center-mounted 5/8 in. crossbar onto oversized window screens, secured in the center of screen by the screen spline.

[PL8242](#) (Qty. 6 per card) **RP** [PL16770](#) (Qty. 100 per tub)

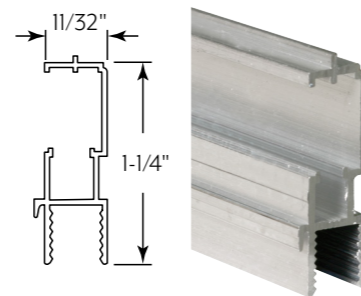


Triple Track Window Frame (Standard Style)

Qty: 12 pieces per carton.

5/8 in. x 11/32 in. x 72 in., top and side window frame, standard style, extruded aluminum.

[PL14189](#) (Mill) [PL14191](#) (White)




Triple Track Window Frame (Standard Style)

Qty: 6 pieces per carton.

1-1/4 in. x 11/32 in. x 72 in., bottom window frame, standard style, extruded aluminum.

[PL14192](#) (Mill) [PL14194](#) (White)

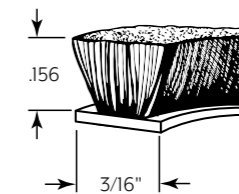


Glazing Channel

Qty: 200 ft., 1 roll per carton.

Flexible extruded gray vinyl, easily trimmed to size, used with aluminum window frame to cushion and insulate the glass, accepts single strength (3/32 in.) glass or plexiglass.

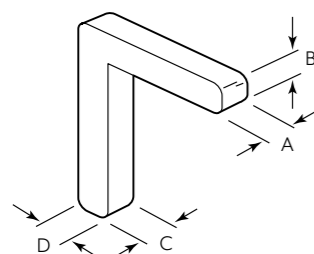
[P7741](#)



Pile Weatherstrip

Snap-in design, dual fin barrier protection, woven pile material, helps seal out insects, weather and noise.

[T8658](#) (18 ft., 10 pieces per carton) **RP**
[P7823](#) (100 ft., 1 roll per carton)




Corner Key

Diecast, non-handed, fits left or right side.

[PL15052](#) (20 per tub)

"A"	"B"	"C"	"D"
.198	.197	.198	.197
3/16 in.	3/16 in.	3/16 in.	3/16 in.

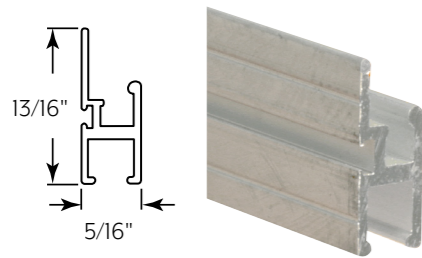
Note: Fractional measurements are nominal only, decimal are actual dimensions.



Slide Bolt

Diecast, handed.

[PL15492](#) (Left hand - Qty. 20 per tub)
[PL15494](#) (Right hand - Qty. 20 per tub)



Triple Track Window Frame (Drop-in Style)

Qty: 12 pieces per carton.

13/16 in. x 5/16 in. x 72 in., top and side window frame, drop-in style, extruded aluminum.

[PL 15968](#) (Mill) [PL 15970](#) (White)




Glazing Spline

Qty: 200 ft., 1 roll per carton.

Flexible extruded gray vinyl, easily trimmed to size, used on aluminum windows between the glass and outer channel.

[P 7771](#)

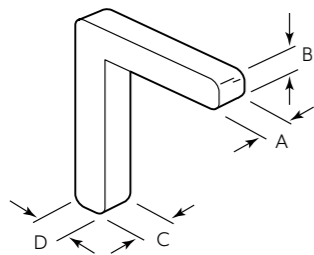


Slide Bolt

Diecast, handed.

[PL 15492](#) (Left hand - Qty. 20 per tub)

[PL 15494](#) (Right hand - Qty. 20 per tub)



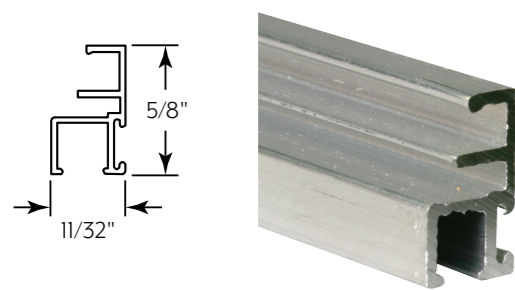
Corner Key

Diecast, non-handed, fits left or right side.

[PL 15052](#) (20 per tub)

"A"	"B"	"C"	"D"
.198	.197	.198	.197
3/16 in.	3/16 in.	3/16 in.	3/16 in.

Note: Fractional measurements are nominal only, decimal are actual dimensions.

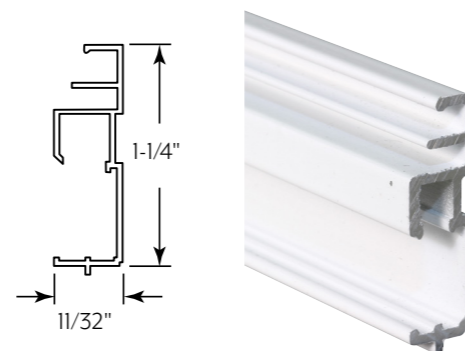


Triple Track Screen Frame (Wrap Around Style)

Qty: 12 pieces per carton.

5/8 in. x 11/32 in., top and side screen frame, wrap around style, extruded aluminum.

[PL 14201](#) (Mill) [PL 14203](#) (White)



Triple Track Screen Frame (Wrap Around Style)

Qty: 6 pieces per carton.

1-1/4 in. x 11/32 x 72 in., bottom screen frame, wrap around style, extruded aluminum.

[PL 14204](#) (Mill) [PL 14206](#) (White)




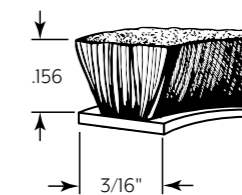
Retainer Spline

Gray flexible extruded vinyl, .140, 32 point hollow core, serrated, for aluminum and fiberglass screening.

[P 7633](#) (25 ft.)

[P 7661](#) (250 ft.)

[P 7662](#) (500 ft.)

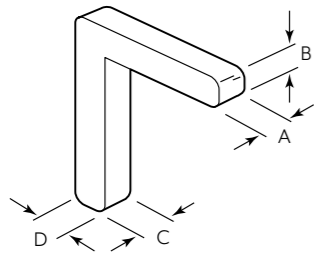


Pile Weatherstrip

Snap-in design, dual fin barrier protection, woven pile material, helps seal out insects, weather and noise.

[T 8658](#) (18 ft., 10 pieces per carton) **RP**

[P 7823](#) (100 ft., 1 roll per carton)




Note: Fractional measurements are nominal only, decimal are actual dimensions.

Corner Key

Diecast, non-handed, fits left or right side.

PL 15052 (20 per tub)

"A"	"B"	"C"	"D"
.198	.197	.198	.197
3/16 in.	3/16 in.	3/16 in.	3/16 in.



Slide Bolt

Diecast, handed.

PL 15492 (Left hand - Qty. 20 per tub)

PL 15494 (Right hand - Qty. 20 per tub)

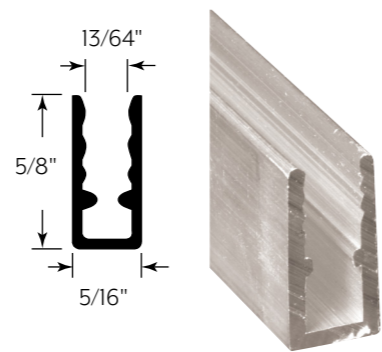
Window Frame

Extruded aluminum, accepts single strength (1/16 in.) or double strength (1/8 in.) glass or plexiglass, can be miter or square-cut.

PL 14164

PL 14166

Length	Pieces per Ctn.	Finish
94 in.	12	Mill
94 in.	12	White



Glazing Channel

Qty: 1 roll per carton.

Flexible extruded gray vinyl, easily trimmed to size, used with aluminum window frame to cushion and insulate the glass, accepts single strength (3/32 in.) glass or plexiglass.

P 7735 (200 ft.)

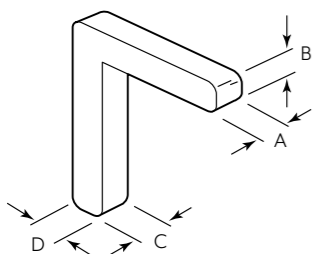



Glazing Channel

Qty: 200 ft., 1 roll per carton.

Flexible extruded gray vinyl, easily trimmed to size, used with aluminum window frame to cushion and insulate the glass, accepts double strength (1/8 in.) glass or plexiglass.

P 7744



Note: Fractional measurements are nominal only, decimal are actual dimensions.

Corner Key

Plastic, non-handed, fits left or right side.

PL 14964 (20 per tub)

"A"	"B"	"C"	"D"
.185	.190	.185	.190
3/16 in.	3/16 in.	3/16 in.	3/16 in.



Window Frame

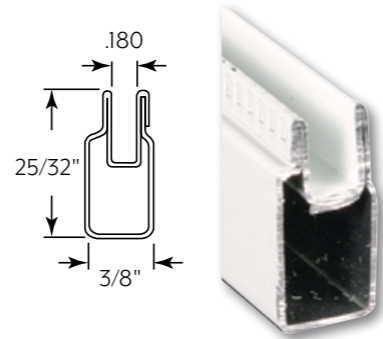
Extruded aluminum, accepts single strength (1/16 in.) or double strength (1/8 in.) glass or plexiglass, can be miter or square-cut.

[PL 14155](#)

[PL 14156](#)

[PL 14157](#)

	Length	Pieces per Ctn.	Finish
PL 14155	94 in.	12	Mill
PL 14156	94 in.	12	Bronze
PL 14157	94 in.	12	White



Corner

Qty: 20 per tub.

Plastic, square cut, for 3/8 in. window frame.

[PL 14312](#) (Gray)

[PL 14313](#) (Bronze)

[PL 14314](#) (White)




Corner

Qty: 20 per tub.

Aluminum, miter cut, fits 3/8 in. window frame.

[PL 14318](#) (Mill)



Glazing Channel

Qty: 200 ft., 1 roll per carton.

Flexible extruded gray vinyl, easily trimmed to size, used with aluminum window frame to cushion and insulate the glass, accepts double strength (1/8 in.) glass or plexiglass.

[P 7744](#)



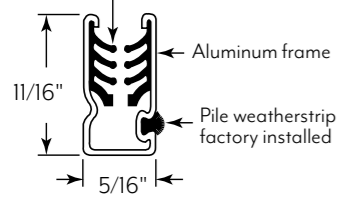
Glazing Channel

Qty: 1 roll per carton.

Flexible extruded gray vinyl, easily trimmed to size, used with aluminum window frame to cushion and insulate the glass, accepts single strength (3/32 in.) glass or plexiglass.

[P 7735](#) (200 ft.)

Pre-installed vinyl seal
Accepts single or double
strength glass or acrylic



Universal "C" Sash

Qty: 12 pieces per carton.

72 in., frame combines roll-formed aluminum, pile weatherstrip and vinyl glass seal, for interior or exterior use, accepts single or double strength glass or plexiglass.

[PL 14179](#) (White)



Corner

Qty: 20 per tub.

Aluminum, miter cut, for universal window "C" sash window frame.

[PL 14327](#) (Mill)



Corner

Qty: 20 per tub.

Plastic, square cut, for universal window "C" sash.

[PL 14323](#) (White)



Corner

Plastic, square cut, for 5/8 in. x 1/4 in. frame.

[PL 14335](#) (Gray - Qty. 20 per tub)

[PL 14336](#) (White - Qty. 20 per tub)



Corner

Qty: 20 per tub.

Plastic, miter cut, for 3/4 in. x 7/16 in. frame, fits Pella® window screens.

[PL 15759](#) (Champagne / Tan)

[PL 15766](#) (Cream)

[PL 15767](#) (Bronze)



Corner

Qty: 20 per tub.

Plastic, miter cut, for 3/4 in. x 7/16 in. frame, fits Andersen® window screens.

[PL 15756](#) (Sandstone)

[PL 15758](#) (Cream)

[PL 15757](#) (Terrastone)



Screen Door Corner

Qty: 20 per box.

Plastic, outside miter cut, 1 in. x 15/32 in. x 3-1/8 in., for Andersen® hinged screen doors.

[PL 16124](#) (White)



Wicket

Qty: 1, with fasteners per box, 10 boxes per carton.

Plastic, can to be used on casement and awning style inside installed window screens, allows access to the window latch, locking latch, pull tab and top hinge.

[PL 14698](#) (Gray)

[PL 14700](#) (White)

[PL 14699](#) (Bronze)

[PL 14695](#) (Black)

Retainer Spline



Retainer Spline

Flexible extruded vinyl, 32 point hollow core, serrated, for aluminum and fiberglass screening.

Size/ Decimal	25 ft. Poly-bagged 10 Bags per carton RP		Bulk (1 Reel per Ctn.)						Approx. ft. per 15 lb. roll
	Black	Gray	250 ft.		500 ft.		15 lbs.		
			Black	Gray	Black	Gray	Black	Gray	
.120 - 1/8 in.	P 7516	P 7630	P 7551	P 7649	P 7552	P 7650	P 7553	P 7651	2670
.130	P 7517	—	P 7555	—	P 7556	P 7654	P 7557	P 7655	2400
.140 - 9/64 in.	P 7519	P 7633	P 7563	P 7661	P 7564	P 7662	P 7565	—	1920
.145	—	—	—	—	—	—	P 8446	—	1990
.150	P 7533	—	P 7613	—	P 7614	—	P 7615	—	1815
.155 - 5/32 in.	P 7520	P 7635	P 7567	P 7669	P 7568	P 7670	P 7569	—	1710
.160	—	—	—	—	—	—	P 8727	—	1560
.165 - 11/64 in.	P 7521	P 7636	P 7571	P 7673	P 7572	P 7674	P 7573	—	1500
.170	P 7522	—	—	—	—	—	P 7577	P 7679	1400
.175	P 7523	P 7638	—	—	P 7580	P 7682	P 7581	P 7683	1320
.180	P 7524	—	P 7583	—	—	—	P 7585	—	1200
.185 - 3/16 in.	P 7940	P 7941	P 7944	P 7945	P 7946	P 7947	P 7948	—	1140
.190	P 7525	—	—	—	—	—	—	P 7691	1095
.195	P 7950	—	P 7954	—	—	—	P 7958	—	1005
.200 - 13/64 in.	—	P 7641	—	—	—	—	P 7593	—	990
.210 - 7/32 in.	P 7527	P 7642	P 7595	P 7697	—	—	P 7596	—	915
.220	P 7528	—	P 7598	—	—	—	P 7599	P 7703	855
.225	P 7970	—	—	—	—	—	P 7978	—	800
.230 - 15/64 in.	P 7529	P 7644	P 7601	P 7705	—	—	P 7602	—	780
.250 - 1/4 in.	P 7530	P 7645	P 7604	P 7709	—	—	P 7605	P 7711	675

RP = Retail Package Available

Order full cartons only | 6 cards per carton | 1 tub or box per carton



Foam Spline

Qty: (1) 500 ft. reel per carton.

Flexible foam core, smooth finish.

* .190 sized foam spline is for use with a 7/8 in. x 5/16 in. extruded frame

** .270 sized foam spline is an excellent and easy to install substitute for metal spline

	Size/Decimal		Size/Decimal
P 8121	.120	P 8328	.190*
P 8123	.145	P 8129	.200
P 8125	.160	P 8131	.225
P 8465	.165	P 8133	.250
P 8485	.175	P 8135	.270**
P 8127	.180		



Rigid Spline

Qty: 25 per carton.

Rigid, 80 in., fits Forever® & Emco Andersen® brand doors.

[P 8167](#) (Black)



Multi-Spline

Qty: 1 set per bag, 10 bags per carton.

20 ft., flexible vinyl, 3 sizes in one - .120, .145 & .165 sizes.

[P 8164](#) (Black) **RP**




How-To Video: Re-screening with fiberglass cloth

Screen Cloth Kit


Qty: 1 set per bag, 10 bags per pack.

Fiberglass cloth, plastic rolling tool, vinyl spline (30 ft.).

	Cloth Size	Spline size	Retail Package RP
P 7511	36 in. x 84 in.	.180	Yes
P 7541	48 in. x 84 in.	.180	Yes
P 7515	36 in. x 84 in.	.155	Yes
P 7542	48 in. x 84 in.	.155	Yes



Aluminum




Fiberglass

Screen Repair Patches

Qty: 5 per card, 10 cards per carton.

3 in. x 3 in. screen patch, repair minor holes and tears in screens.



How-To Video: Repairing holes in your window screen

	Patch material	Finish	Retail Package RP
P 8098	Aluminum	Aluminum	Yes
P 7549	Aluminum	Charcoal	Yes
P 8095	Self adhesive fiberglass	Gray	Yes
P 8096	Self adhesive fiberglass	Charcoal	Yes



Flat Screen Spline
Qty: 500 ft., 1 roll per carton.
Black vinyl, flat bottom and curved top edge, easily trimmed to size, .344 wide.
[P 8091](#)



Flat Screen Spline
Qty: 1 roll per carton.
Black vinyl, flat bottom and curved top edge, easily trimmed to size, .315 wide.
[P 8336](#) (25 ft.) [P 7845](#) (500 ft.)
[P 7843](#) (100 ft.) [P 7846](#) (1000 ft.)




Glazing Channel
Qty: 750 ft., 1 roll per carton.
Flexible extruded black vinyl, easily trimmed to size, used with aluminum window frame to cushion and insulate the glass, accepts single strength (3/32 in.) glass or plexiglass.
[P 7836](#)




Glazing Channel
Qty: 750 ft., 1 roll per carton.
Flexible extruded black vinyl, easily trimmed to size, used with aluminum window frame to cushion and insulate the glass, accepts double strength (1/8 in.) glass or plexiglass.
[P 7837](#)




Glazing Channel
Qty: 200 ft., 1 roll per carton.
Flexible extruded gray vinyl, easily trimmed to size, used with aluminum window frame to cushion and insulate the glass, accepts single strength (3/32 in.) glass or plexiglass.
[P 7732](#)




Glazing Channel
Qty: 1 roll per carton.
Flexible extruded gray vinyl, easily trimmed to size, used with aluminum window frame to cushion and insulate the glass, accepts single strength (3/32 in.) glass or plexiglass.
[P 7735](#) (200 ft.)



Glazing Channel
Qty: 200 ft., 1 roll per carton.
Flexible extruded gray vinyl, easily trimmed to size, used with aluminum window frame to cushion and insulate the glass, accepts single strength (3/32 in.) glass or plexiglass.
[P 7738](#)




Glazing Channel
Qty: 200 ft., 1 roll per carton.
Flexible extruded gray vinyl, easily trimmed to size, used with aluminum window frame to cushion and insulate the glass, accepts single strength (3/32 in.) glass or plexiglass.
[P 7741](#)



Glazing Channel
Qty: 200 ft., 1 roll per carton.
Flexible extruded gray vinyl, easily trimmed to size, used with aluminum window frame to cushion and insulate the glass, accepts double strength (1/8 in.) glass or plexiglass.
[P 7744](#)



Glazing Spline
Qty: 200 ft., 1 roll per carton.
Flexible extruded gray vinyl, easily trimmed to size, used on aluminum windows between the glass and outer channel.
[P 7795](#)



Glazing Spline
Qty: 200 ft., 1 roll per carton.
Flexible extruded gray vinyl, easily trimmed to size, used on aluminum windows between the glass and outer channel.
[P 7771](#)



Glazing Spline
Qty: 200 ft., 1 roll per carton.
Flexible extruded gray vinyl, easily trimmed to size, used on aluminum windows between the glass and outer channel.
[P 7774](#)




Glazing Spline

Qty: 200 ft., 1 roll per carton.

Flexible extruded gray vinyl, easily trimmed to size, used on aluminum windows between the glass and outer channel.

[P7768](#)



Glazing Spline

Qty: 200 ft., 1 roll per carton.

Flexible extruded gray vinyl, easily trimmed to size, used on aluminum windows between the glass and outer channel.

[P7777](#)



Glazing Spline

Qty: 200 ft., 1 roll per carton.

Flexible extruded gray vinyl, easily trimmed to size, used on aluminum windows between the glass and outer channel.

[P7786](#)



Glazing Spline

Qty: 200 ft., 1 roll per carton.

Flexible extruded gray vinyl, easily trimmed to size, used on aluminum windows between the glass and outer channel.

[P7792](#)



Rigid Vinyl

Qty: 25 pieces per carton.

Rigid extruded vinyl, 72 in., snap-in, easily trimmed to size, used on aluminum windows between the glass and outer channel.

[P8047](#) (Gray) [P7861](#) (White)
[P7810](#) (Black) [P8205](#) (Brown)



Rigid Vinyl

Qty: 25 pieces per carton.

Rigid extruded black vinyl, 72 in., snap-in, easily trimmed to size, used on aluminum windows between the glass and outer channel.

[P7813](#)



Rigid Vinyl

Qty: 25 pieces per carton.

Rigid extruded vinyl, 72 in., snap-in, easily trimmed to size, used on aluminum windows between the glass and outer channel.

[P7815](#) (Black) [P7866](#) (White)



Rigid Vinyl

Qty: 25 pieces per carton.

Rigid extruded vinyl, 72 in., snap-in, easily trimmed to size, used on aluminum windows between the glass and outer channel.

[P8053](#) (Gray) [P7816](#) (Black) [P7867](#) (White)



Rigid Vinyl

Qty: 25 pieces per carton.

Rigid extruded vinyl, 72 in., snap-in, easily trimmed to size, used on aluminum windows between the glass and outer channel.

[P7872](#) (Gray) [P7873](#) (White)



Rigid Vinyl

Qty: 25 pieces per carton.

Rigid extruded white vinyl, 72 in., snap-in, easily trimmed to size, used on aluminum windows between the glass and outer channel.

[P7851](#)



Rigid Vinyl

Qty: 25 pieces per carton.

Rigid extruded white vinyl, 72 in., snap-in, easily trimmed to size, used on aluminum windows between the glass and outer channel.

[P7853](#)



Rigid Vinyl

Qty: 25 pieces per carton.

Rigid extruded white vinyl, 72 in., snap-in, easily trimmed to size, used on aluminum windows between the glass and outer channel.

[P8211](#)

SCREENING ACCESSORIES


Bug Seal, Weatherstrip, Sweeps



Bug Seal

Qty: 10 per carton.
Black flexible vinyl, 84 in., adjustable width from 7/8 in. to 1-3/8 in., press-in fit, seals off the gap between the sliding screen door and the patio glass door to protect from insects.

PL14696



Bug Seal

Qty: 4 per carton.
Black flexible vinyl, 84 in., adjustable width from 7/8 in. to 1-1/2 in., press-in fit, seals off the gap between the sliding screen door and the patio glass door to protect from insects.

B716 RP



Bug Seal

Qty: 6 per carton.
Black flexible vinyl, 84 in., adjustable width from 3/4 in. to 1-3/8 in., press-in fit, seals off the gap between the sliding screen door and the patio glass door to protect from insects.

B705 RP



Bug Seal

Qty: 6 per carton.
Black flexible vinyl, 84 in., adjustable width from 1 in. to 1-3/4 in., press-in fit, seals off the gap between the sliding screen door and the patio glass door to protect from insects.

B791



Bug Seal

Qty: 6 per carton.
Black flexible vinyl, 84 in., adjustable width from 7/8 in. to 1-3/8 in., press-in fit, seals off the gap between the sliding screen door and the patio glass door to protect from insects.


B660



Storm Door Bottom Sweep

Qty: 10 per carton.
Gray flexible vinyl, 37 in., 9/16 in high, "T" style, used as a bottom seal on storm doors to help prevent air infiltration.

T8680 RP



Storm Door Bottom Sweep

Qty: 10 per carton.
Gray flexible vinyl, 37 in., 3/8 in high, "V" shape, used as a bottom seal on storm doors to help prevent air infiltration.

T8681 RP

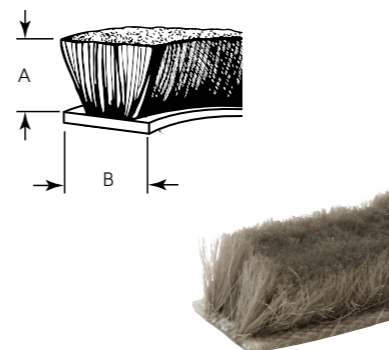


Threshold Insert

Qty: 6 per carton.
Gray vinyl, 36 in long, snap-in style.

T8707 RP

"A" Height	"B" Width	Installs	Color	18 ft. (10 per Ctn.) RP	100 ft. (1 per Ctn.)	1000 ft. (1 per Ctn.)
.150	1/4 in.	Adhesive backed	Gray	T 8722	P 8225	—
1/4 in.	3/8 in.	Adhesive backed	Gray	T 8752	—	—
1/4 in.	3/8 in.	Adhesive backed	White	T 8751	—	—
3/8 in.	3/8 in.	Adhesive backed	Gray	T 8754	—	—
.156	3/16 in.	Snap-in	Gray	T 8658	P 7823	P 8800
.160	1/4 in.	Snap-in	Gray	T 8659	—	—



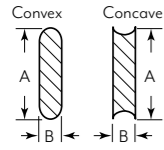
Pile Weatherstrip

Dual fin barrier protection, woven pile material, helps seal out insects, weather and noise.

Order full cartons only | 6 cards per carton | 1 tub or box per carton

RP = Retail Package Available

Rolling Tools

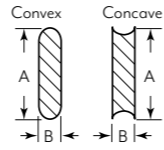


Rolling Tool

Qty: 1

Plastic handle and wheels.

P7503	Convex Wheel		Concave Wheel		For Spline Size	RP
	"A"	"B"	"A"	"B"		
	1-5/8 in.	3/32 in.	1-5/8 in.	3/32 in.	.115 - .165	

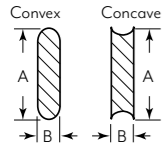



Rolling Tool

Qty: 1

Wood handle, steel wheels.

P7505	Convex Wheel		Concave Wheel		For Spline Size	RP
	"A"	"B"	"A"	"B"		
	1-5/16 in.	3/32 in.	1-5/16 in.	3/32 in.	.115 - .165	

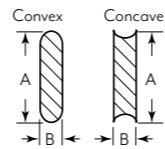


Rolling Tool

Qty: 1

Wood handle, steel ball bearing wheels.

P7508	Convex Wheel		Concave Wheel		For Spline Size	RP
	"A"	"B"	"A"	"B"		
	1-1/2 in.	3/32 in.	1-1/2 in.	1/8 in.	.130 - .180	



Rolling Tool

Qty: 1

Wood handle.

P7720	Convex Wheel		Concave Wheel		Wheel	For Spline Size
	"A"	"B"	"A"	"B"		
	2-1/2 in.	1/16 in.	2 in.	1/8 in.	Plastic ball bearing	.150 - .180
P8058	2-1/2 in.	1/16 in.	2 in.	3/32 in.	Plastic ball bearing	.115 - .165
P7629	2-1/2 in.	1/16 in.	2 in.	1/8 in.	Steel ball bearing	.150 - .180
P8059	2-1/2 in.	1/16 in.	2 in.	3/32 in.	Steel ball bearing	.115 - .165



Rolling Tool

Qty: 1

Wood handle, steel ball bearing wheel.

P7908	O.D.	Width
		2 in.

RP = Retail Package Available



Screen Shears

Qty: 1

10 in. blades, moly steel edge, use for fiberglass or aluminum screen.

[P 8062](#)



Screen Frame Notching Jig

Qty: 1

Slotted wood frame & base, notching tool, step drill bit, allows frame to be securely held while being notched, holds 1/4 in., 5/16 in., 3/8 in., 7/16 in., and 1/2 in. screen frame.

[P 7916](#)



Screen Frame Notching Tool

Qty: 1

Wood handle with steel tip, notches frame for slide locks, tension springs and knife latches.

[P 7920](#)



Step Drill Bit

Qty: 1 per package, 10 packages per box.

1/8 in. O.D. starter tip and then steps up to a 7/32 in. O.D., used for drilling the correct sized holes for installation of plunger latches.

[P 7922](#)



Saw Blade

Qty: 1

Semi-high speed, 1/16 in. thick carbon steel with type "A" teeth, 5/8 in. arbor for use on 10 in. bench, radial arm and chop saws.

[P 7929](#) (200 Teeth)

[P 7930](#) (250 Teeth)



Saw Wax

Qty: 1

16 oz., lubricant for use on semi-high speed saw blades, results in a smooth and quick cut, adding longer life to the cutting teeth and helps eliminate burring.

[P 7931](#)



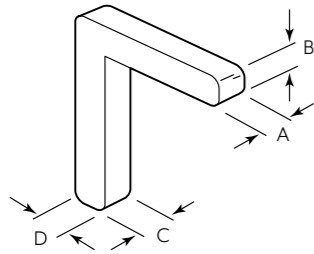
Screen Trimming Tool

Qty: 1

For 5/16 in. x 3/4 in. frame, trims excess screen quickly and easily, easy to use, blade safely stored when not in use.

[P 8801](#)

Corner & Tilt Keys



Note: Fractional measurements are nominal only, decimal are actual dimensions.



Corner Key

Plastic, non-handed, fits left or right side.

PL 14954 (20 per tub)

"A"	"B"	"C"	"D"
.190	.236	.190	.236
5/32 in.	1/4 in.	5/32 in.	1/4 in.



Corner Key

Plastic, non-handed, fits left or right side.

PL 14964 (20 per tub)

"A"	"B"	"C"	"D"
.185	.190	.185	.190
3/16 in.	3/16 in.	3/16 in.	3/16 in.



Corner Key

Plastic, non-handed, fits left or right side.

PL 14966 (20 per tub)

"A"	"B"	"C"	"D"
.238	.202	.238	.202
7/32 in.	7/32 in.	7/32 in.	7/32 in.



Corner Key

Qty: 20 per tub.

Aluminum, non-handed, fits left or right side.

PL 15030

"A"	"B"	"C"	"D"
.185	.189	.185	.189
3/16 in.	3/16 in.	3/16 in.	3/16 in.

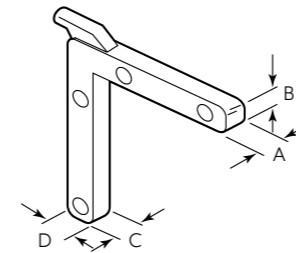


Corner Key

Diecast, non-handed, fits left or right side.

PL 15052 (20 per tub)

"A"	"B"	"C"	"D"
.198	.197	.198	.197
3/16 in.	3/16 in.	3/16 in.	3/16 in.



Note: Fractional measurements are nominal only, decimal are actual dimensions.



Tilt Key

Plastic, non-handed, fits left or right side.

PL 15130 (20 per tub)

"A"	"B"	"C"	"D"
.180	.202	.180	.202
3/16 in.	3/16 in.	3/16 in.	3/16 in.



Tilt Key

Plastic, non-handed, fits left or right side.

PL 15144 (20 per tub)

"A"	"B"	"C"	"D"
.230	.208	.230	.208
7/32 in.	7/32 in.	7/32 in.	7/32 in.



Tilt Key

Plastic, non-handed, fits left or right side.

PL 15150 (20 per tub)

"A"	"B"	"C"	"D"
.160	.185	.160	.185
3/16 in.	3/16 in.	3/16 in.	3/16 in.



Tilt Key

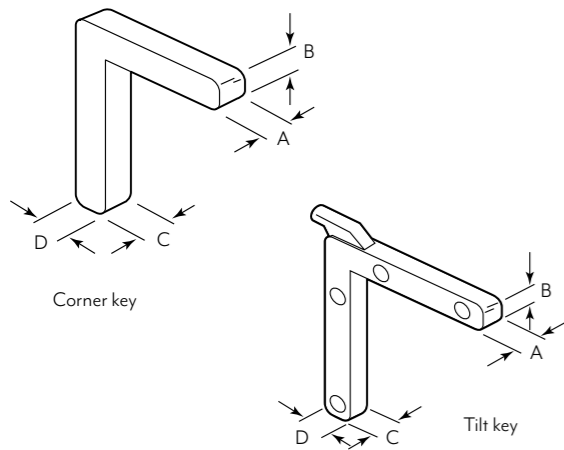
Plastic, non-handed, fits left or right side.

PL 14997 (20 per tub)

"A"	"B"	"C"	"D"
.174	.188	.174	.188
11/64 in.	3/16 in.	11/64 in.	3/16 in.

SCREENING ACCESSORIES

Corner Keys, Tilt Keys & Slide Bolts



Note: Fractional measurements are nominal only, decimal are actual dimensions.



Corner & Tilt Key

Qty: 2 pairs per package, 6 packages per box.
Plastic, non-handed, fits left or right side.

T 8687 **RP**

Corner Key			
"A"	"B"	"C"	"D"
.180	.185	.180	.185
3/16 in.	3/16 in.	3/16 in.	3/16 in.

Tilt Key			
"A"	"B"	"C"	"D"
.178	.176	.178	.178
3/16 in.	3/16 in.	3/16 in.	3/16 in.




Corner & Tilt Key

Qty: 2 pairs per package, 6 packages per box.
Diecast, non-handed, fits left or right side.

T 8689 **RP**

Corner Key			
"A"	"B"	"C"	"D"
.172	.176	.172	.176
3/16 in.	3/16 in.	3/16 in.	3/16 in.

Tilt Key			
"A"	"B"	"C"	"D"
.190	.184	.190	.184
3/16 in.	5/32 in.	3/16 in.	5/32 in.




Slide Bolt & Spring

Qty: 1 left hand and 1 right hand slide bolt, 2 springs, 6 packages per box.

Diecast slide bolt, handed, plated steel spring.

T 8690 **RP**




Slide Bolt

Plastic, handed.

PL 15322 (Left hand - Qty. 20 per tub)

PL 15324 (Right hand - Qty. 20 per tub)

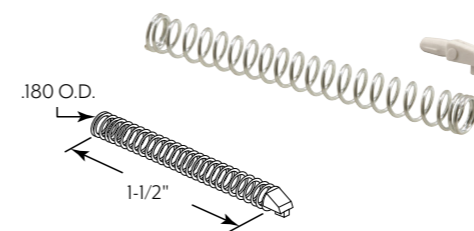


Slide Bolt

Diecast, handed.

PL 15492 (Left hand - Qty. 20 per tub)

PL 15494 (Right hand - Qty. 20 per tub)



Slide Bolt Spring

Plated steel spring, with plastic retainer, provides tension to secure the tips of the slide bolt into the window frame.

PL 14893 (20 per tub)



How-To Video: Replace slide bolts in a storm window

Clips



Awning Window Stretch Clip

Qty: 12 clips, with fasteners.

Stamped aluminum.

- [PL 7971](#) (For 5/16 in. x 3/4 in. screen frame) **RP**
- [PL 7972](#) (For 3/8 in. x 3/4 in. screen frame) **RP**



Screen Clip

Qty: 1000 clips per polybag.

Stamped aluminum.

[PL 16401](#)



Qty: 4, with fasteners.

Diecast, 8 universal sizes, combination barrel segments stack and interlock for proper sizing, patent number 10,641,019.

- [L 5926](#) (Mill) [L 5931](#) (White) [L 5927](#) (Almond)
- [L 5930](#) (Black) [L 5929](#) (Bronze)



Qty: 4, with fasteners.

Plastic, 8 universal sizes, combination barrel segments stack and interlock for proper sizing, patent number 10,641,019.

- [L 5920](#) (Gray) [L 5924](#) (White)
- [L 5923](#) (Black) [L 5922](#) (Bronze)

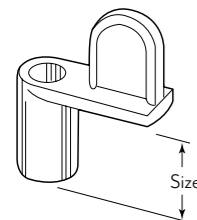
Screen Clip

Diecast, plated zinc.

Size	Pack Qty.	Retail Package RP	With Fasteners	Mill	Black	White	Bronze
Flush	12 per card	Yes	Yes	PL 7730	—	—	—
Flush	100 per tub	No	No	PL 14404	PL 14405	PL 14406	—
1/16 in.	12 per card	Yes	Yes	PL 7731	—	—	—
1/16 in.	100 per tub	No	No	PL 14416	—	PL 14418	PL 14419
3/16 in.	100 per tub	No	No	PL 14440	—	—	—
1/4 in.	100 per tub	No	No	—	PL 14453	PL 14454	—
5/16 in.	12 per card	Yes	Yes	PL 7735	—	PL 7893	PL 7894
5/16 in.	100 per tub	No	No	PL 14464	PL 14465	PL 14466	PL 14467
3/8 in.	12 per card	Yes	Yes	PL 7736	—	—	PL 7897
3/8 in.	100 per tub	No	No	PL 14476	PL 14477	PL 14478	—
7/16 in.	12 per card	Yes	Yes	PL 7737	PL 7844	—	PL 7900
7/16 in.	100 per tub	No	No	PL 14488	PL 14489	PL 14490	—
1-3/16 in.	100 per box	No	No	—	—	PL 14502	—



Flush



Size

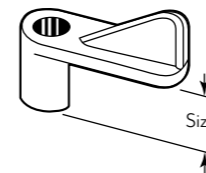
Screen Clip

Plastic.

Size	Pack Qty.	Retail Package RP	With Fasteners	Gray	Black	White
Flush	12 per card	Yes	Yes	—	PL 7906	PL 7738
Flush	25 per tub	No	Yes	—	—	PL 14518
Flush	100 per tub	No	No	—	PL 14521	PL 14522
1/16 in.	12 per card	Yes	Yes	PL 7739	—	PL 7909
1/16 in.	25 per tub	No	Yes	—	—	PL 14530
1/16 in.	100 per tub	No	No	PL 14532	—	—
3/16 in.	100 per tub	No	No	PL 14544	—	—
5/16 in.	12 per card	Yes	Yes	PL 7741	—	PL 7773
5/16 in.	100 per tub	No	No	—	PL 14569	—
3/8 in.	12 per card	Yes	Yes	—	—	PL 7774
3/8 in.	100 per tub	No	No	PL 14580	—	PL 14582
7/16 in.	12 per card	Yes	Yes	PL 7743	—	PL 7775
7/16 in.	100 per tub	No	No	—	PL 14593	PL 14594
1-3/16 in.	25 per tub	No	Yes	—	PL 16544	—



Flush



Size

RP = Retail Package Available

Order full cartons only | 6 cards per carton | 1 tub or box per carton



Rams Horn Clip

Spring steel, used to secure half screens to openings.

[PL 14853](#) (Qty. 50 per tub) [PL 14854](#) (Qty. 250 per tub)



Sash Window Glazing Clip

Qty: 50 per tub.
Spring steel, used for securing glass panes prior to glazing.

[PL 14856](#)



Panel Clip

Qty: 100 per tub.
White plastic, flush offset.


[PL 14616](#)



Panel Clip

White plastic, 1/16 in. offset.

[PL 7919](#) (Qty. 8 per card, with fasteners) **RP**
[PL 14634](#) (Qty. 25 per tub, with fasteners)
[PL 14636](#) (Qty. 1,000 per carton)



Panel Clip

Clear plastic, 1/32 in. offset.


[T 8733](#) (Qty. 8 per card, with fasteners) **RP**
[PL 15750-A](#) (Qty. 25 per tub)
[PL 15752](#) (Qty. 1,000 per ctn.)



Turn Button

White plastic, 9/16 in. reach.

[PL 7920](#) (Qty. 12 per card, with fasteners)
[PL 14638](#) (Qty. 100 per tub)



Retainer Clip

Qty: 1 set contains 1 top and 1 bottom clip.
Black plastic, top and bottom clips, for 7/16 in. screen frame, requires no fasteners.

[PL 7765](#) (Qty. 4 sets per card) **RP**
[PL 14633](#) (Qty. 100 sets per box)



Retainer Clip

Qty: 100 per box.
Spring steel, for 3/8 in. screen frame, requires no fasteners.

[PL 15541](#) (Mill)



Retainer Clip

Qty: 100 per box.
Plastic, for 3/8 in. and 7/16 in. screen frame, requires no fasteners.

[PL 15545](#) (Black)



Spline Channel Pull Tab

Qty: 100 per box.
Stamped aluminum, requires no fasteners.

[PL 15551](#)



Spline Channel Pull Tab

Qty: 25 per tub.
Stamped aluminum, for 3/8 in. and 7/16 in. screen frame, requires no fasteners.

[PL 16008](#)



Spline Channel Pull Tab

Qty: 25 per tub.
Plastic, requires no fasteners.

[PL 15753](#) (Black) [PL 16450](#) (White)



Spline Channel Pull Tab

Plastic, requires no fasteners.

Pack Qty.	Retail Package RP	Black	White
6 per card	Yes	PL 7921	PL 7756
25 per tub	No	PL 14621	PL 14618
100 per tub	No	PL 14622	PL 14619



Flat Spring

Heat treated spring steel, corner mount, adds tension that secures the screen frame.

- [PL 16440](#) (3/16 in. wide – Qty. 25 per tub)
- [PL 16482](#) (3/16 in. wide – Qty. 1,000 per ctn.)
- [PL 7776](#) (1/4 in. wide – Qty. 6 per card) **RP**
- [PL 14630](#) (1/4 in. wide – Qty. 25 per tub)
- [PL 14631](#) (1/4 in. wide – Qty. 100 per tub)
- [PL 15554](#) (1/4 in. wide – Qty. 1,000 per ctn.)



Flat Spring (Standard Arch)

Heat treated steel spring, standard arch half moon design, 2-7/8 in. length, 3/16 in. wide, adds tension that secures the screen frame.

- [PL 7758](#) (Qty. 6 per card) **RP**



Flat Spring (High Arch)

Heat treated steel spring, high arch/high tension half moon design, 2-3/4 in. length, 1/4 in. wide, adds tension that secures the screen frame.

- [PL 14624](#) (Qty. 25 per tub)
- [PL 14625](#) (Qty. 100 per tub)



Wire Spring

Qty: 100 per tub.
Spring steel wire.

- [PL 14627](#)



Hangers and Latch

Qty: 4 hangers, 2 latches, with fasteners.
Stamped aluminum, for 7/16 in. screen frame.

- [PL 7760](#) (Mill) **RP**



Hangers and Latch

Qty: 4 hangers, 2 latches, with fasteners.
Stamped aluminum, for 7/16 in. screen frame.

- [PL 7846](#) (Bronze) **RP**
- [PL 7847](#) (White) **RP**



Hangers and Latch

Qty: 1 set, with fasteners per card.
Stamped aluminum.

For Frame Size	Retail Package RP	Mill	Bronze	White
5/16 in.	Yes	—	PL 8132	—
3/8 in.	Yes	PL 8101	PL 8102	PL 8103



Hangers

Qty: 6 hangers, with fasteners.
Stamped aluminum.

- [PL 7845](#) (White – For 7/16 in. frame) **RP**
- [PL 8106](#) (White – For 3/8 in. frame) **RP**



Latch

Stamped aluminum, slip-on.

- [PL 7768](#) (Qty. 4 per card, with fasteners) **RP**
- [PL 14658](#) (Qty. 25 per tub, with fasteners)



Latch

Stamped aluminum, slip-on, for 7/16 in. screen frame.

- [PL 7762](#) (Mill – Qty. 4 per card, with fasteners) **RP**
- [PL 14656](#) (Mill – Qty. 25 per tub, with fasteners)

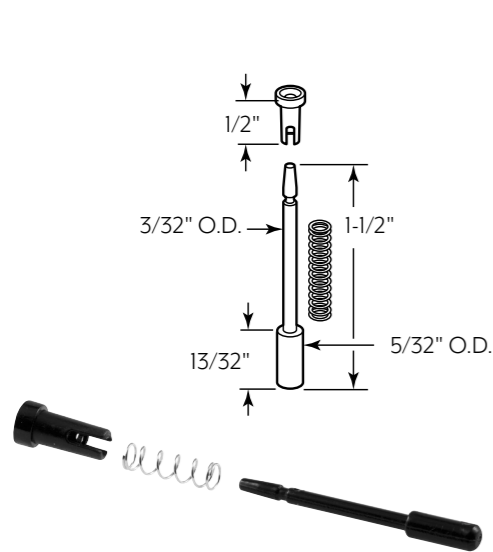


Latch

Qty: 25, with fasteners per tub.

Stamped aluminum, slip-on, for 7/16 in. screen frame.

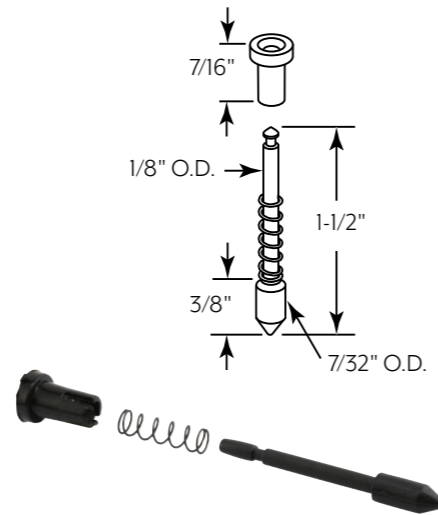
- [PL 15571](#) (White)



Plunger Latch

Plastic, spring loaded, snap-on style, for 1/4 in. or 5/16 in. x 3/4 in. frame.

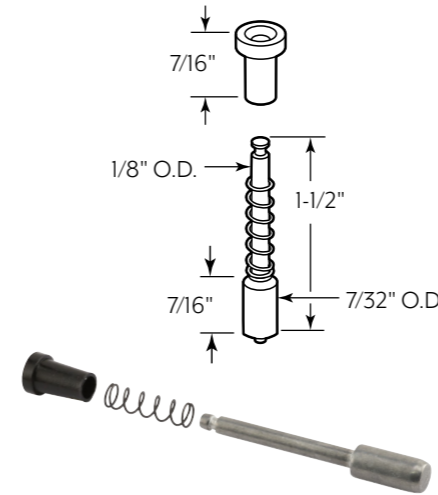
[PL 14663](#) (Qty. 25 per tub) [PL 14664](#) (Qty. 100 per tub)



Plunger Latch

Plastic, spring loaded, snap-on style, for 3/8 in. or 7/16 in. x 3/4 in. frame.

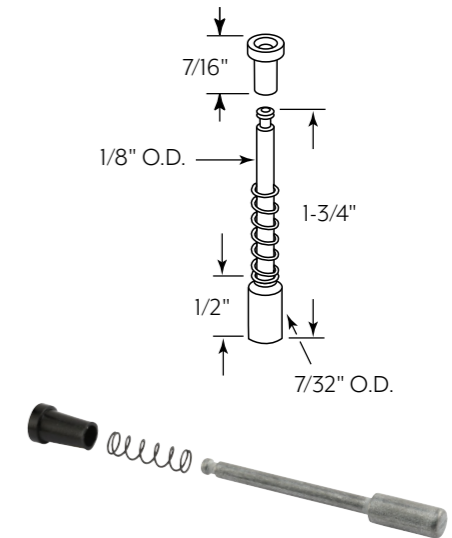
[PL 7777](#) (Qty. 6 per card) **RP** [PL 14667](#) (Qty. 100 per tub)
[PL 14666](#) (Qty. 25 per tub)



Plunger Latch

Diecast bolt, plastic cap, spring loaded, snap-on style, for 3/8 in. or 7/16 in. x 3/4 in. frame.

[PL 7925](#) (Qty. 6 per card) **RP**
[PL 14660](#) (Qty. 25 per tub)
[PL 14661](#) (Qty. 100 per tub)

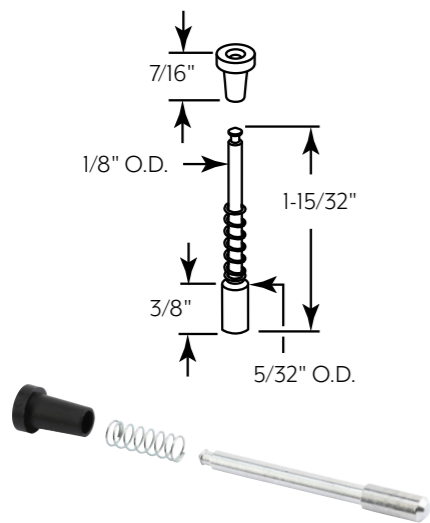


Plunger Latch

Qty: 100 per tub.

Diecast bolt, plastic cap, spring loaded, snap-on style, for 7/16 in. x 1 in. frame.

[PL 14670](#)



Plunger Latch

Qty: 100 per tub.

Aluminum bolt, plastic cap, spring loaded, snap-on style, for 5/16 in. or 3/8 in. x 3/4 in. frame.

[PL 16470](#)



Knife Latch

Qty: 25 per tub.

Stamped aluminum, left and right hand, used to secure aluminum screen frames in sliding window channels.

[PL 14672](#) (Right hand – 25 per tub)
[PL 14674](#) (Left hand – 25 per tub)



Lock Pins

Qty: 100 per tub.

Plated steel, for 1 in. frames, used to secure window screens on sliding aluminum windows.

[PL 14679](#)



Top Hanger

Qty: 2 sets, with fasteners.

Stamped aluminum, top mount.

[PL 8007](#) **RP**



Window Grid Retainer

Clear plastic with steel pin, plastic retainer sleeve, used to secure decorative window grids in place.

[PL 7983](#) (Qty. 6 per card) **RP** [PL 15685](#) (Qty. 25 per tub)



Storm Door Panel Clip

Aluminum clip and thumbscrew, 1/4 in. offset, used for attaching a storm window or screen panel to storm door frame.

[PL 7939](#) (Mill – Qty. 8 per card, with fasteners) **RP**
[PL 7940](#) (White – Qty. 8 per card, with fasteners) **RP**
[PL 14752](#) (Mill – Qty. 1000 per carton)



Storm Door Panel Clip

Qty: 8 clips, with fasteners.

Aluminum clip and thumbscrew, self-locking, used for attaching a storm window or screen panel to storm door frame.

[PL 7947](#) (Mill – 5/16 in. depth) **RP**
[T 8730](#) (Mill – 7/16 in. depth) **RP**
[T 8727](#) (White – 5/16 in. depth) **RP**
[T 8731](#) (White – 7/16 in. depth) **RP**



Storm Door Panel Clip

Qty: 8 clips, with fasteners.

Aluminum clip and thumbscrew, self-locking, used for attaching a storm window or screen panel to storm door frame.

[PL 7949](#) (Mill) **RP**



Storm Door Panel Clip

Qty: 8 clips, with fasteners.

Aluminum clip and thumbscrew, self-locking, used for attaching a storm window or screen panel to storm door frame.

[PL 7951](#) (Mill) **RP**




Storm Door Panel Clip

Qty: 8 clips, with fasteners.

Aluminum clip and thumbscrew, self-locking, used for attaching a storm window or screen panel to storm door frame.

[PL 7953](#) (Mill) **RP**



Storm Door Panel Clip

Qty: 8 clips, with fasteners.

Aluminum clip and thumbscrew, self-locking, used for attaching a storm window or screen panel to storm door frame.

[PL 7959](#) (Mill) **RP**



Storm Door Panel Clip

Qty: 8 clips, with fasteners.

Aluminum clip and thumbscrew, self-locking, used for attaching a storm window or screen panel to storm door frame.

[PL 7957](#) (Mill) **RP**



Storm Door Panel Clip

Qty: 8 clips, with fasteners.

Aluminum clip and thumbscrew, self-locking.

[PL 7955](#) (Mill) **RP**



Storm Door Panel Clip

Steel, flush offset.

[PL 7967](#) (Qty. 6 per card, with fasteners) **RP**
[PL 14843](#) (Qty. 25 per tub)
[PL 14844](#) (Qty. 100 per tub)



Storm Door Panel Clip

Tempered steel, spring action, 3/8 in. depth.

[T 8500](#) (Qty. 4 per card, with fasteners) **RP**
[PL 15555](#) (Qty. 25 per tub)



Thumbscrew

Qty: 1000 per carton.


Aluminum, 8-32 thread.

[PL 14770](#) (Mill)

Sliding KD Screen Door Kit

Qty: 1 kit, with fasteners.

1-3/4 in. Extruded aluminum frame, pre-punched for handle and rollers, complete with all necessary rollers and hardware.


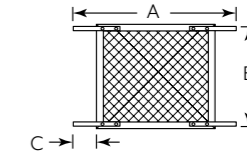


Max. Width	Max. Height	Bronze	White
49 in.	81 in.	—	PL 14378

Aluminum Door Grille

Qty: 1 per pack, 6 packs per carton.

Aluminum, for swinging screen doors, grille tips can be easily trimmed, easy installation, helps prevent screen fabric damage, adds strength to entire door.

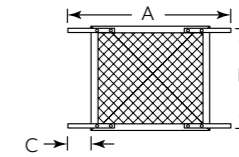


Fits Door Size	Actual Grille Size			Mill	Satin	Bronze	White
	"A"	"B"	"C"				
30 in. 32 in. 36 in.	33-1/2 in.	24 in.	4-1/4 in.	PL 15930	PL 15931	PL 15934	PL 15933

Aluminum Door Grille

Qty: 1 per pack, 3 packs per carton.

Aluminum, for sliding screen doors, grille tips can be easily trimmed, easy installation, helps prevent screen fabric damage, adds strength to entire door.



Fits Door Size	Actual Grille Size			Satin	White	Dark Brown
	"A"	"B"	"C"			
36 in. 48 in.	35-1/8 in. 47-1/8 in.	25-1/8 in. 25-1/8 in.	2-1/2 in. 2-1/2 in.	— PL 15940	PL 15937 PL 15941	PL 15938 PL 15942



Patio Door Track Cover

Qty: 12 per tube.


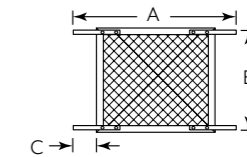
Stainless steel, trim to size, allows patio door to roll smoothly and quietly.

[PL 15576](#) (8 ft.)

Plastic Door Grille

Qty: 1 per pack, 6 packs per carton.

Plastic, for swinging screen doors, grille tips can be easily trimmed, easy installation, helps prevent screen fabric damage, adds strength to entire door.




Fits Door Size	Actual Grille Size			Gray	Bronze	White	Black
	"A"	"B"	"C"				
30 in. to 36 in.	34-1/2 in.	20 in.	4-1/8 in.	PL 15515	PL 15516	PL 15517	PL 15518



How-To Video: Installing a Screen Door Pet Grille

Support Material



Reverse Window Cling

Qty: 1
Clings to glass, plastic, & metal, easy to reposition & remove, 5 in. wide x 8 in. high.



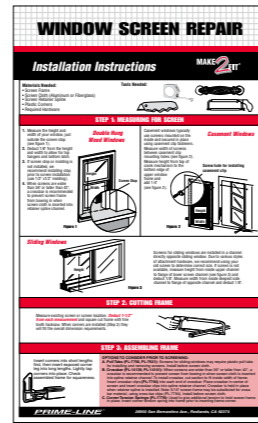
ZZ 562



Button

Qty: 1
3 in. O.D., safety pin attachment.

ZZ 140



Display Rack and Signage

Qty: 1 set.
4 screen frame racks, 1 laminated card (ZZ 11),
2 laminated screen frame signs (ZZ 466)

PL 7798



Banner

Qty: 1
96 in. x 24 in., indoor / outdoor applications,
grommets holes.

P 8080

TUB & SHOWER

Hardware



Your tub & shower is one of the most used items in your home. When it's time to repair your tub or shower door, Prime-Line's large selection of rollers, seals and guides can help with your repair project. We have over 100 different items to fix most door systems.

Section Table of Contents

[How To Use The Catalog](#)

[Rollers](#)

[Bumpers](#)

[Roller Brackets](#)

[Catches](#)

[Splash Guards](#)

[Guides](#)

[Sweeps](#)

[Handles](#)

[Towel Bars](#)



RETURN TO MASTER TOC

“The door bottom sweep is the most replaced item.”

Uses: Sliding and swinging shower doors are common in most households. There is a variety of hardware available to keep these doors properly functioning.

Selection: There are many different systems used by door manufactures.


1. On swinging shower doors, the door bottom sweep is the most replaced item. These are gray or clear vinyl and usually slide into an extruded “C” or “T” shaped slot. The ends are crimped to keep the vinyl in place.
2. Handles and catches can be replaced easily.
3. On tub enclosure doors, the top rollers need replacement frequently due to the moisture corrosion.
4. Bottom guides and bumpers are also replaceable.



M 6002
Roller



M 6008
Top Bracket



M 6058
Bottom Guide



M 6227
Bottom Sweep

Time required for installation: 10 to 20 minutes for most replacements.

Tools required: Phillips screwdriver, straight slot screwdriver, pliers or needle nose pliers.

Expected Lifetime: Shower doors components can last many years with proper care and frequent lubrication. Moisture corrosion is the most common cause of early failure. Improper adjustment can cause early failure as well.

Why buy: Most purchases are the result of wear or corrosion on the components. It is important to have a proper functioning door to prevent moisture from getting onto the floor and surrounding walls that can cause mold to build up.

Care and Maintenance: Latches and rollers should be lubricated every month. Avoid using a degreaser or solvent-based lubricant as it can damage the plastic components. Use a good quality dry film lubricant or oil. Adjust the tub enclosure door every season so it does not drag on the bottom track and check the condition of the center guide.



Get the most out of your interactive catalog



Plastic ball bearing roller, round edge, threaded hex hub, with fasteners.

- M 6000** (3/4 in. O.D. – Qty. 2)
- M 6151** (3/4 in. O.D. – Qty. 4)
- M 6002** (7/8 in. O.D. – Qty. 2)
- M 6153** (7/8 in. O.D. – Qty. 4)
- M 6201** (Qty. 2 each 3/4 in. & 7/8 in. O.D. rollers)

Clickable hyperlink launches internet browser, opening a new web page that redirects to the product page on the Prime-Line website.

Toggle between photo and dimensioned line drawing of product.

Additional product specifications.

Tub Enclosure Round Roller, 3/4 in., White (2 Pack)

SKU: M 6000 (0)

\$6.53

- Two #8-32 x 3/8 inch Phillips binder head machine screws
- Threaded hex hub
- It measures 3/4 inch nylon ball bearing
- View Details

ADD TO CART

PRODUCT DETAILS

This 3/4 inch tub enclosure roller is constructed from nylon. It features an oval edged design with a threaded hex hub. It comes complete with fasteners for a quick and easy installation.

SPECIFICATIONS

- 3/4inch nylon ball bearing oval edge wheel
- 2 Wheels with screws
- Easy to install
- Please refer to the line art drawing and compare with your original item before purchasing

WARRANTIES & MANUALS

Chat with us

Descriptive title.

Product description.

Add to cart option

TUB & SHOWER DOOR

Rollers & Roller Brackets



Plastic ball bearing roller, round edge, threaded hex hub, with fasteners.

- M 6000** (3/4 in. O.D. – Qty. 2)
- M 6151** (3/4 in. O.D. – Qty. 4)
- M 6002** (7/8 in. O.D. – Qty. 2)
- M 6153** (7/8 in. O.D. – Qty. 4)
- M 6201** (Qty. 2 each 3/4 in. & 7/8 in. O.D. rollers)



Qty: 2, with fasteners.
3/4 in. O.D. plastic ball bearing roller, round edge, threaded hub, brass inner race.

M 6206



Plastic ball bearing roller, flat edge, threaded hex hub, with fasteners.

- M 6001** (3/4 in. O.D. – Qty. 2)
- M 6152** (3/4 in. O.D. – Qty. 4)
- M 6003** (7/8 in. O.D. – Qty. 2)
- M 6154** (7/8 in. O.D. – Qty. 4)
- M 6202** (Qty. 2 each 3/4 in. & 7/8 in. O.D. rollers)



Qty: 2, with fasteners.
3/4 in. O.D. plastic ball bearing roller, flat edge, threaded stud.

M 6031



Qty: 2, with fasteners.
Aluminum bracket, adjustable, 3/4 in. O.D. plastic ball bearing roller, flat edge.

M 6008



Qty: 2, with fasteners.
Aluminum bracket, adjustable, 2 in. hole spacings, plastic ball bearing roller.

- M 6034** (3/4 in. O.D. round edge)
- M 6035** (3/4 in. O.D. flat edge)



Qty: 2, with fasteners.
Extruded aluminum bracket, adjustable, 3/4 in. O.D. plastic ball bearing roller, flat edge.

M 6054



Qty: 2, with fasteners.
Extruded aluminum bracket with vinyl gasket, adjustable, 3/4 in. O.D. plastic ball bearing roller, round edge.

M 6053



Qty: 2
Extruded aluminum bracket with vinyl gasket, adjustable, 3/4 in. O.D. plastic ball bearing roller, round edge.

M 6145



Qty: 2
Extruded aluminum bracket, adjustable, 3/4 in. O.D. plastic ball bearing roller, round edge.

M 6055



Qty: 2 sets.
Plastic, bottom mount, snap-in design.
[M 6090](#) (White)



Qty: 2, with fasteners.
Plastic, adjustable, 2 in. hole spacings.
[M 6191](#) (Gray)



Qty: 1, with fastener.
Plastic, bottom mount, fits 1/2 in. thick door panels.
[M 6111](#) (Clear)



Qty: 2, with tape.
Plastic, bottom mount, fits 7/16 in. thick door panels.
[M 6059](#) (Clear)




Qty: 2, with tape.
Plastic, bottom mount, fits 7/16 in. thick door panels.
[M 6058](#) (Clear)



Qty: 1
Plastic, bottom mount, fits 7/16 in. thick door panels.
[M 6219](#) (White)



Qty: 2, with tape.
Plastic, bottom mount, fits 3/16 in. thick door panels.
[M 6089](#) (Clear)



Qty: 1, with tape.
Plastic, bottom mount, fits 1/2 in. thick door panels.
[M 6067](#) (Clear)



Qty: 1
Plastic, bottom mount, fits 9/16 in. thick door panels.
[M 6221](#) (White)



Qty: 2, with fasteners.
Plastic, bottom mount, fits 7/16 in. thick door panels.
[M 6192](#) (Gray)



Qty: 1
Vinyl, bottom mount, snap-in design, fits 3/8 in. thick door panels.
[M 6217](#) (Clear)



Qty: 1, with tape.
Vinyl, bottom mount, fits 1/4 in. thick door panels.
[M 6144](#) (Clear)

TUB & SHOWER DOOR

Guides, Handles & Catches



Qty: 1, with fastener.
Plastic, jamb mount.
M 6112 (White)



Qty: 1 set, with fasteners.
Plastic, jamb mount.
M 6218 (White)




Qty: 2, with fasteners.
Acrylic, centered mounting hole.
M 6220 (Clear)



Qty: 1 set, with fasteners.
Diecast, 3-1/2 in. hole spacing, stud internally threaded, inside / outside mount.
M 6029 (Chrome plated)



Qty: 1 set, with fasteners.
Diecast, stud internally threaded, inside / outside mount.
M 6158 (Chrome plated – 2 in. hole spacing)
M 6159 (Brass plated – 2 in. hole spacing)
M 6160 (Chrome plated – 2-1/4 in. hole spacing)
M 6161 (Brass plated – 2-1/4 in. hole spacing)



Qty: 1 set, with fasteners.
Diecast, 2-1/4 in. hole spacing, stud internally threaded, inside / outside mount, with towel bar receptacle.
M 6198 (Chrome plated)




Qty: 1
Plastic, adhesive backed, 5/8 in. O.D. knob.
M 6150 (Clear)



Qty: 1 set, with fastener.
Diecast, rubber grip, 1 in. O.D.
M 6099 (Chrome finish)



Qty: 2
Plastic, adhesive backed.
M 6102 (Clear)



Qty: 1, with fasteners.
Spring loaded tip, adjustable, 1 in. slot spacing.
M 6014 (Nylon tip – stainless steel housing)
M 6015 (Stainless steel tip – stainless steel housing)

Sweeps



Qty: 1
Vinyl, 36 in. long, 1-1/2 in. wide, flat style, cut to size.
[M 6022](#) (Gray - 36 in.) [M 6226](#) (Clear - 36 in.)



Qty: 1
Vinyl, 36 in. long, 1 in. wide, star shape style, cut to size.
[M 6023](#) (Gray) [M 6227](#) (Clear)



Qty: 1
Vinyl, 36 in. long, 1-7/16 in. wide, flat style, cut to size.
[M 6092](#) (Gray) [M 6229](#) (Clear)



Qty: 1
Vinyl, 36 in. long, 3/4 in. wide, tee shape style, cut to size.
[M 6040](#) (Gray) [M 6228](#) (Clear)



Qty: 1
Vinyl, 36 in. long, 1 in. wide, tee shape style, cut to size.
[M 6211](#) (Clear - Carded) [M 6211B](#) (Clear - Polybagged)



Qty: 1
Vinyl, 36 in. long, 13/16 in. wide, half round tee shape style, cut to size.
[M 6230](#) (Black)



Qty: 1
Vinyl, 37 in. long, 1 in. wide, round shape style, cut to size.
[M 6184](#) (Clear)



Qty: 1
Clear vinyl, 36 in., bottom mount, slip-on fit.
[M 6262](#) (Fits 1/4 in glass) [M 6264](#) (Fits 3/8 in glass)
[M 6268](#) (Fits 1/2 in glass)



Qty: 1
Clear vinyl, 36 in., bottom mount, slip-on fit.
[M 6256](#) (Fits 1/4 in glass) [M 6258](#) (Fits 3/8 in glass)
[M 6259](#) (Fits 1/2 in glass)



Qty: 1
Clear vinyl, "Y" vertical side seal, 78 in., UV resistant, mold resistant with anti-fungal additives.
[M 6312](#) (Fits 1/4 in glass) [M 6313](#) (Fits 3/8 in glass)
[M 6314](#) (Fits 1/2 in glass)



Qty: 1
Clear vinyl, "H" vertical side seal, 78 in., UV resistant, mold resistant with anti-fungal additives.
[M 6317](#) (Fits 1/4 in glass) [M 6318](#) (Fits 3/8 in glass)
[M 6319](#) (Fits 1/2 in glass)



Qty: 1
Clear vinyl, "Bulb" vertical side seal, 78 in., UV resistant, mold resistant with anti-fungal additives.
[M 6322](#) (Fits 1/4 in glass) [M 6323](#) (Fits 3/8 in glass)
[M 6324](#) (Fits 1/2 in glass)

TUB & SHOWER DOOR

Bumpers, Towel Bars & Splash Guards



Qty: 1
Clear vinyl, "L" vertical jamb seal, peel & stick tape, 78 in., "UV resistant, mold resistant with anti-fungal additives.

M 6334 (1/2 in. x 1/2 in.)



Qty: 1 set.
Plastic, left and right handed.

M 6086 (White)



Qty: 4, with fasteners.
Vinyl, 3/4 in. O.D.

M 6119 (Clear)



Qty: 4
Vinyl, 7/8 in. O.D., adhesive backed.

M 6164 (Clear)



Qty: 1 set, with fasteners.
Extruded aluminum bar, 32 in., diecast brackets, studs internally threaded.


M 6093 (Chrome plated)

M 6094 (Brass finish)



Qty: 12
Plastic, 1 in. O.D., 1/4 in. I.D., adhesive backed.

M 6261 (Clear)



Qty: 1
Plastic, 60 in., spring-like, self-adjusting diameter, can be cut to match the length of the pole, used to easily hide the unsightly wear of old curtain poles.

M 6101-1



Qty: 4, with fasteners.
Extruded aluminum, pre-drilled and tapped, 5/16 in. wide.

M 6024

SLIDING DOOR

Closet Hardware



RETURN TO
MASTER TOC

“Roller wheel diameter and design are critical as is the offset on the brackets.”

Uses: Sliding door hardware is common in most households. There is a large variety of hardware available to keep these doors properly functioning.

Selection: On sliding closet doors, the top rollers and bottom guides are the most replaced items. In order to identify your system:

1. Roller diameter and design are important to ensure your door will operate properly.
2. Offset on the brackets. Most doors use 2 different offsets, a shallow on the outer door and a deep on the inner door. Make sure your old brackets match in design to avoid problems after installation.
3. Bottom guides need to be matched to door thickness.

N 7206
Pull




N 6508
Roller Assembly




N 6648
Roller Assembly



N 6630
Roller Assembly



N 6796
Guide



Time required for installation: 15 to 30 minutes for most replacements.

Tools required: Phillips screwdriver, straight slot screwdriver, pliers or needle nose pliers, mallet.

Expected lifetime: Closet door hardware components can last many years with proper care. Lubrication and adjustment is the key to longevity. Improper adjustment or abuse are the most common causes of early failure.

Why buy: Most purchases are to replace worn or damaged components. It is important to have a proper functioning closet door to maintain your homes investment. Using doors that are out of adjustment will lead to hardware failure and track damage. Keeping your closet doors closed also reduces insect entry and keeps small children from getting into items stored in the closet.

Care and maintenance: Rollers and pivots should be lubricated every 6 months. Avoid using a degreaser or solvent-based lubricant as it can damage the plastic components. Use a good quality dry film lubricant.



Maintaining the look and operation of your sliding closet doors is a simple project. When it's time replace your worn out rollers, guides and pulls, we maintain nearly 1000 unique items in this category that will meet your project requirements.

Section Table of Contents

[How To Use The Catalog](#)

[Pole Sockets](#)

[Barn Door Kits](#)

[Pulls](#)

[Bumpers](#)

[Roller Assemblies](#)

[Guides](#)

[Track Kits](#)

Get the most out of your interactive catalog



Steel bracket, top hung, adjustable, 7/8 in. O.D. plastic roller, round edge, for 3/4 in. to 1-3/8 in. thick doors.

- N 6500** (Front - 1/4 in. offset - Qty. 2, with fasteners)
- N 6501** (Back - 1/2 in. offset - Qty. 2, with fasteners)
- N 7411** (Qty. 2 each of N 6500 and N 6501, with fasteners)

Clickable hyperlink launches internet browser, opening a new web page that redirects to the product page on the Prime-Line website.

Toggle between photo and dimensioned line drawing of product.

Additional product specifications.

WELCOME TO THE NEW PRIME-LINE PARTS WEBSITE

PRIME-LINE B2B | CONTACT US

PRIME-LINE

N 6500

ACCOUNT | CART (0)

REPAIR/REPLACEMENT PARTS | SAFETY AND SECURITY PRODUCTS | FASTENERS | CATALOGS | PROJECTS

REPAIR/REPLACEMENT PARTS / INTERIOR DOOR HARDWARE / SLIDING CLOSET & MIRROR DOOR HARDWARE

COMPARE

Front Closet Door Roller with 1/4 in. Offset and 7/8 in. Nylon Wheel (Single Pack)

SKU: N 6500 (0)

\$8.37

- Used on bypass, closet or other wardrobe doors
- Adjustable top hung, side mount design
- 1/4 inch offset steel bracket
- View Details

1

PRODUCT DETAILS ▲

This wardrobe door roller is constructed from nylon and comes affixed to a steel bracket. It features an offset adjustable top hung, side mount design. This style roller is used on Acme and similar styled bypass doors that are 3/4 inch to 1-3/8 inch thick.

SPECIFICATIONS ▲

- Stamped steel bracket and nylon roller
- Fits 3/4 inch to 1-3/8 inch thick doors

WARRANTIES & MANUALS ▼

Chat with us

Descriptive title.

Product description.

Add to cart option

SLIDING DOOR


Barn Door Kits



- Side & top mount available
- Precision ball bearing roller system provides smooth operation
- Fits up to 37 in. wide door
- Mounts on 16 in. centers
- 250 lbs. Capacity
- Pull handle and door not included
- Complete easy-to follow instructions included

Kit Includes:	
1 – Top rail track (78-3/4 in.)	5 – Spacers
2 – Roller brackets	2 – Bumpers
5 – Lag bolts	1 – Guide
2 – Door stops	2 – Anti-jump bumpers

Side Mount



N 7549 (Black)
N 7551 (Satin nickel)

Top Mount



N 7555 (Black)
N 7557 (Satin nickel)

SLIDING DOOR

Roller Assemblies



Qty: 1
Steel bracket, top hung, (4) 7/8 in. O.D. plastic rollers, round edge.

N 6659



Qty: 1
Steel bracket, top hung, adjustable, tandem 1 in. O.D. plastic rollers, flat edge, for 3/4 in. to 1-3/8 in. thick doors.

N 6529



Qty: 1, with fasteners.
Steel bracket, top hung, adjustable, tandem 3/4 in. O.D. plastic rollers, round edge, for 3/4 in. to 1-3/8 in. thick doors.

N 6527



Qty: 1, with fasteners.
Steel bracket, top hung, adjustable, tandem 7/8 in. O.D. plastic rollers, round edge, 7/8 in. O.D. plastic guide roller, flat edge, for 3/4 in. to 1-3/8 in. thick doors.

N 6534



Steel bracket, top hung, adjustable, tandem 7/8 in. O.D. plastic rollers, round edge, for 3/4 in. to 1-3/8 in. thick doors.

N 6502 (Front – 1/4 in. offset – Qty. 2, with fasteners)

N 6503 (Back – 1/2 in. offset – Qty. 2, with fasteners)

N 7540 (Qty. 2 each of N 6502 and N 6503, with fasteners)



Steel bracket, top hung, adjustable, 7/8 in. O.D. plastic roller, round edge, for 3/4 in. to 1-3/8 in. thick doors.

N 6500 (Front – 1/4 in. offset – Qty. 2, with fasteners)

N 6501 (Back – 1/2 in. offset – Qty. 2, with fasteners)

N 7411 (Qty. 2 each of N 6500 and N 6501, with fasteners)



Steel bracket, top hung, adjustable, 7/8 in. O.D. plastic roller, round edge, for 3/4 in. to 1-3/8 in. thick doors.

N 6504 (Front – 1/4 in. offset – Qty. 2, with fasteners)

N 6505 (Back – 1/2 in. offset – Qty. 2, with fasteners)

N 7531 (Qty. 2 each of N 6504 and N 6505, with fasteners)



Steel bracket, top hung, adjustable, 3/4 in. O.D. plastic roller, round edge, for 3/4 in. to 1-3/8 in. thick doors.

N 6508 (Front – 1/4 in. offset – Qty. 2, with fasteners)

N 6509 (Back – 1/2 in. offset – Qty. 2, with fasteners)

N 7541 (Qty. 2 each of N 6508 and N 6509, with fasteners)



Qty: 2, with fasteners.
Steel bracket, top hung, adjustable, 3/4 in. O.D. plastic roller, flat edge, for 3/4 in. to 1-3/8 in. thick doors.

N 6627 (Back – 1/2 in. offset)

N 6628 (Back – 3/4 in. offset)



Qty: 2, with fasteners.
Steel bracket, top hung, adjustable, 7/8 in. O.D. plastic roller, flat edge, for 3/4 in. to 1-3/8 in. thick doors.

N 6840 (Front – 1/16 in. offset)

N 6841 (Back – 3/8 in. offset)



Qty: 2, with fasteners.
Steel bracket, 5/8 in. offset, top hung, adjustable, 7/8 in. O.D. plastic roller, flat edge, for 3/4 in. to 1-3/8 in. thick doors.

N 6525



Steel bracket, top hung, adjustable, 7/8 in. O.D. plastic roller, center grooved.

N 6717 (Front – 5/16 in. offset – Qty. 2, with fasteners)

N 6718 (Back – 9/16 in. offset – Qty. 2, with fasteners)

N 7544 (Qty. 2 each of N 6717 and N 6718, with fasteners)

SLIDING DOOR

Roller Assemblies



Steel bracket, top hung, adjustable, 7/8 in. O.D. plastic roller, round edge, for 3/4 in. to 1-3/8 in. thick doors.

N 6667 (Front – 1/4 in. offset – Qty. 2, with fasteners)

N 6668 (Back – 1/2 in. offset – Qty. 2, with fasteners)

N 7537 (Qty. 2 each of N 6667 and N 6668, with fasteners)



Qty: 2, with fasteners.

Steel bracket, 7/16 in. offset, top hung, adjustable, 15/16 in. O.D. plastic roller, round edge, for 3/4 in. to 1-3/8 in. thick doors.

N 6830



Steel bracket, plastic adjusting wheel, top hung, adjustable, 7/8 in. O.D. plastic roller, round edge, for 3/4 in. to 1-3/8 in. thick doors.

N 6648 (Front – 1/8 in. offset – Qty. 2, with fasteners)

N 6649 (Back – 3/8 in. offset – Qty. 2, with fasteners)

N 7536 (Qty. 2 each of N 6648 and N 6649, with fasteners)



Qty: 2, with fasteners.

Steel bracket, plastic adjusting wheel, top hung, adjustable, 3/4 in. O.D. plastic roller, round edge.

N 7175 (1/8 in offset)

N 7176 (3/8 in offset)



Qty: 2, with fasteners.

Steel bracket, 1/4 in. offset, top hung, adjustable, 1 in. O.D. plastic roller, round edge, for 3/4 in. to 1-3/8 in. thick doors.

N 6512



Qty: 2, with fasteners.

Steel bracket, top hung, adjustable, 1 in. O.D. plastic roller, round edge, for 3/4 in. to 1-3/8 in. thick doors.

N 6513 (Back – 3/4 in. offset)

N 6514 (Back – 1-1/8 in. offset)



Steel bracket, 1/4 in. and 3/4 in. offset, top hung, adjustable, 1 in. O.D. plastic roller, round edge, for 3/4 in. to 1-3/8 in. thick doors.

N 7532 (Qty. 2 each of N 6512 and N 6513, with fasteners)



Steel bracket, 3/8 in. and 1/2 in. offset, top hung, adjustable, 3/4 in. O.D. plastic ball bearing roller, round edge, for 3/4 in. to 1-3/8 in. thick doors.

N 7533 (Qty. 2 each of N 6516 and N 6517, with fasteners)



Qty: 2, with fasteners.

Steel bracket, 3/8 in. offset, top hung, adjustable, 3/4 in. O.D. plastic ball bearing roller, round edge, for 3/4 in. to 1-3/8 in. thick doors.

N 6516



Qty: 2, with fasteners.

Steel bracket, 1/2 in. offset, top hung, adjustable, 3/4 in. O.D. plastic ball bearing roller, round edge, for 3/4 in. to 1-3/8 in. thick doors.

N 6517



Qty: 1 pair with fasteners.

Steel bracket, top hung, adjustable, left and right hand, plastic ball bearing roller, round edge, for 3/4 in. to 1-1/4 in. thick doors.

N 6518 (3/4 in. O.D.)

N 6519 (7/8 in. O.D.)



Qty: 1 set, with fasteners.

Steel bracket, top hung, adjustable, 1 in. O.D. plastic roller, flat edge.

N 6849 (Left hand & right hand)

SLIDING DOOR

Roller Assemblies



Qty: 2
Steel bracket, snap-in design, adjustable, 7/8 in. O.D. plastic roller, round edge.

N 6602



Qty: 2
Steel bracket, snap-in design, adjustable, 7/8 in. O.D. plastic roller, round edge.

N 6550




Qty: 2
Steel bracket, snap-in design, spring loaded, 7/8 in. O.D. plastic roller, round edge.

N 7237




Qty: 1 pair.
Steel bracket, snap-in design, adjustable, left and right hand, 7/8 in. O.D. plastic roller, round edge.

N 6548



Qty: 1 pair.
Steel bracket, snap-in design, adjustable, left and right hand, 7/8 in. O.D. plastic roller, round edge.

N 7046




Qty: 1
Steel housing, snap-in design, adjustable, 1-7/16 in. O.D. plastic roller, stepped flat edge.

N 6790




Qty: 1
Steel bracket, plastic housing, snap-in design, adjustable, 7/8 in. O.D. plastic roller, stepped edge.

N 7235




Qty: 1, with fasteners.
Steel housing, adjustable, 1-1/2 in. O.D. plastic roller, center grooved.

N 6817




Qty: 1, with fasteners.
Steel housing, adjustable, 1-1/2 in. O.D. plastic roller, stepped flat edge.

N 7404




Qty: 1
Steel housing, snap-in design, adjustable, 1-7/16 in. O.D. plastic ball bearing roller, center grooved.

N 6820




Qty: 1
Steel housing, adjustable, 1-1/2 in. O.D. plastic ball bearing roller, center grooved.

N 6861



Qty: 1
Steel housing, adjustable, 1-1/2 in. O.D. plastic roller, center grooved.

N 6870



Qty: 1
Steel housing, adjustable, 1-1/2 in. O.D. plastic roller, stepped flat edge.

N 6963




Qty: 1
Steel housing, adjustable, 1-1/2 in. O.D. plastic ball bearing roller, center grooved.

N 6630



Qty: 1
Steel bracket and rod, adjustable, 1-7/16 in. O.D. plastic roller, stepped round edge.

N 6988



Qty: 1
Aluminum housing, "T" shaped extruded boss, 1-1/2 in. O.D. plastic ball bearing roller, center grooved.

N 6598



Qty: 1
Aluminum housing, round extruded boss, 1-1/2 in. O.D. plastic ball bearing roller, center grooved.

N 6599



Qty: 2, with fasteners.
Steel housing, fits a 2 in. x 1/2 in. mortise slot, 2-3/16 in. hole spacing, 1 in. O.D. plastic roller, center grooved.

N 6591



Qty: 2
Steel housing, fits a 2-1/4 in. x 3/8 in. mortise slot, 1-7/8 in. hole spacing, 1 in. O.D. steel ball bearing roller, center grooved.

N 6685



Qty: 2, with fasteners.
Steel housing, fits a 2-1/4 in. x 9/32 in. mortise slot, 2 in. hole spacing, 1-3/16 in. O.D. plastic roller, round edge.

N 6690



Qty: 2
Solid brass housing, fits a 2-15/16 in. x 7/16 in. mortise slot, 2-1/2 in. hole spacing, 1-3/16 in. O.D. steel ball bearing roller, center grooved.

N 6686



Qty: 2, with fasteners.
Steel housing, fits a 5/8 in. groove, 1-3/8 in. hole spacing, 5/8 in. O.D. plastic roller, flat edge.

N 6676




Qty: 2
Steel housing, fits a 1 in. groove, 1-9/16 in. hole spacing, 3/4 in. O.D. steel roller, flat edge.

N 6679


SLIDING DOOR

Roller Assemblies & Brackets




Qty: 1
Steel housing assembly, end adjustable, 11/16 in. flare width, ball bearing roller, center grooved.

- N 6624** (1-1/8 in. O.D. – Steel, center grooved)
- N 6625** (1-1/4 in. O.D. – Plastic, center grooved)
- N 7068** (1-1/2 in. O.D. – Plastic, center grooved)




Qty: 1
Steel housing assembly, end adjustable, 1-1/2 in. O.D., plastic roller, center grooved.

N 7125




Qty: 1
Steel housing assembly, end adjustable, 25/32 in. flare width, 1-1/2 in. O.D. plastic ball bearing roller, center grooved.

N 6946



Qty: 1
Steel housing assembly, end adjustable, 1-1/4 in. O.D. plastic ball bearing roller, center grooved.

N 6965



Qty: 1
Steel housing assembly, end adjustable, 1-1/2 in. O.D. plastic ball bearing roller, center grooved.

N 6576



Qty: 1 with fasteners
Steel, top mount, adjustable.

N 6662




Qty: 2
Plastic, snap-in design.

N 7155




Qty: 2
Steel bracket, top mount, adjustable, plastic guide.

N 7072



Qty: 2
Steel bracket, top mount, snap-in design, adjustable, plastic guide.

N 6818



Qty: 2
Steel bracket, top mount, snap-in design, adjustable, plastic guide.

N 6791



Qty: 2
Plastic, bottom mount, snap-in design, fits on N 6603.

N 6775



Qty: 1 pair, with fasteners.
Plastic, side mount, spring loaded, left and right hand.

N 6559



Qty: 1 pair.
Steel bracket, bottom mount, snap-in design, plastic guide, left and right hand.

[N 6553](#)



Qty: 1 pair.
Steel bracket, bottom mount, snap-in design, adjustable, plastic guide, left and right hand.

[N 6549](#)




Qty: 1 pair.
Steel bracket, bottom mount, snap-in design, adjustable, plastic guide, left and right hand.

[N 7047](#)




Qty: 2
Steel bracket, bottom mount, snap-in design, adjustable, plastic guide.

[N 6551](#)



Qty: 2
Steel bracket, bottom mount, snap-in design, adjustable, plastic guide.

[N 6603](#)



Qty: 1, with fasteners.
Plastic, bottom mount, 1-5/32 in. hole spacing, for 1-3/8 in. thick doors.

[N 6565](#)




Qty: 2, with fasteners.
Plastic, bottom mount, 1-1/4 in. hole spacing.

[N 6567](#)




Qty: 2, with fasteners.
Steel base, bottom mount, adjustable, for 3/4 in. to 1-3/8 in. thick doors, plastic tips.

[N 6560](#)



Qty: 1, with fasteners.
Steel base, bottom mount, adjustable, for 3/4 in. or 1-3/8 in. thick doors, plastic tips.

[N 6796](#)




Qty: 2 with fasteners.
Plastic, bottom mount, adjustable, for 3/4 in. to 1-3/8 in. thick doors.

[N 6562](#)



Qty: 2 with fasteners.
Plastic, bottom mount, adjustable, for 3/4 in. to 1-3/8 in. thick doors.

[N 6760](#) (White – 1 in. high spacer pins)
[N 7316](#) (Tan – 1 in. high spacer pins)
[N 7384](#) (Brown – 1 in. high spacer pins)
[N 6761](#) (White – 1-1/4 in. high spacer pins)




Qty: 2 with fasteners.
Plastic, bottom mount, 4-3/16 in. hole spacing, for 1-3/8 in. thick doors.

[N 6563](#) (White)
[N 7527](#) (Tan)
[N 7528](#) (Brown)


SLIDING DOOR

Guides, Bumpers & Pole Sockets



Qty: 2 with fasteners.
Plastic, bottom mount, adjustable, for 3/4 in. to 1-3/8 in. thick doors.

[N 6564](#)



Qty: 1 set, with fasteners.
Steel base, bottom mount, adjustable, for 3/4 in. to 1-3/8 in. thick doors, plastic tips, 1/8 in. thick plastic shim plates.

[N 6661](#)



Qty: 5, with fasteners.
Plastic, 1/8 in. thick.

[N 6900](#)



Qty: 2, with fasteners.
Aluminum with plastic tip, bottom mount.

[N 6655](#)



Qty: 2, with fasteners.
Plastic, side mount, 5/16 in. offset.

[N 6558](#)




Qty: 1, with fasteners.
Steel bracket, rubber bumper, 5/8 in. O.D.

[N 7012](#)



Qty: 4, with fasteners.
Rubber, 7/8 in. O.D.

[N 6658](#)



Qty: 1 set, with fasteners.
Steel, 2 piece, 2-1/2 in. O.D., accepts a 1-3/8 in. pole.

[N 7050](#)



Plastic, 2-3/16 in. O.D., accepts a 1-3/8 in. pole.

[N 65688](#) (Black – Qty. 1 set, with fasteners)

[N 6568](#) (White – Qty. 1 set, with fasteners)

[N 6654](#) (Qty. 100 sets per bag)



Qty: 1 set, with fasteners.
Steel, 2-1/16 in. O.D., 3/4 in. hole spacing, accepts a 1-3/8 in. pole.

[N 75878](#) (Matte black)

[N 75872](#) (White)



Qty: 1 set, with fasteners.
Wood, 2-1/2 in. O.D., accepts a 1-3/8 in. pole.

[N 6794](#)

SLIDING DOOR

Pole Sockets & Pulls



Qty: 2
Mirrored glass, self-adhesive.

N 6942



Qty: 2, with fasteners.
Fits a 2-15/16 in. x 7/8 in. mortise.

- N 7138** (Solid brass)
- N 6826** (Steel – Brass plated)
- N 7342** (Solid brass – Satin nickel finish)
- N 7343** (Solid brass – Classic bronze finish)
- N 73428** (Solid brass – Matte black finish)



Qty: 1
Steel, self-adhesive.

N 6973 (Chrome)



Solid brass, press-in or nail design.

Qty.	Finish	Size	Fasteners
N 7133	Brass	3/4 in.	No
N 7308	Satin nickel	3/4 in.	No
N 7320	Classic bronze	3/4 in.	No
N 7135	Brass	1-3/4 in.	No
N 7295	Satin nickel	1-3/4 in.	No
N 7321	Classic bronze	1-3/4 in.	No
N 7136	Brass	2 in.	Yes
N 7296	Satin nickel	2 in.	Yes
N 7322	Classic bronze	2 in.	Yes
N 7137	Brass	2-1/8 in.	Yes
N 7297	Satin nickel	2-1/8 in.	Yes
N 7323	Classic bronze	2-1/8 in.	Yes

Qty.	Finish	Size	Fasteners
N 6846	Brass	3/4 in.	No
N 7328	Antique brass	3/4 in.	No
N 6893	Nickel plated	3/4 in.	No
N 7200	Satin nickel	3/4 in.	No
N 7569	Matte black	3/4 in.	No
N 6765	Brass	1-3/4 in.	No
N 6766	Antique brass	1-3/4 in.	No
N 7203	Satin nickel	1-3/4 in.	No
N 7205	Classic bronze	1-3/4 in.	No
N 7570	Matte black	1-3/4 in.	No
N 6698	Brass	2 in.	Yes
N 6868	Chrome	2 in.	Yes
N 7206	Satin nickel	2 in.	Yes
N 7208	Classic bronze	2 in.	Yes
N 7571	Matte black	2 in.	Yes
N 6699	Brass	2-1/8 in.	Yes
N 6764	Antique brass	2-1/8 in.	Yes
N 6869	Chrome	2-1/8 in.	Yes
N 7209	Satin nickel	2-1/8 in.	Yes
N 7211	Classic bronze	2-1/8 in.	Yes
N 7572	Matte black	2-1/8 in.	Yes



Steel, press-in or nail design.

SLIDING DOOR

Track & Track Kits



Qty: 1 set, with fasteners.

Steel track, steel roller bracket with plastic adjusting wheel, 7/8 in. O.D. plastic roller, steel pull, steel guide base with plastic tips.

- 163589** (48 in. Opening, 2-panel system)
- 163590** (60 in. Opening, 2-panel system)
- 163591** (72 in. Opening, 2-panel system)
- 163592** (96 in. Opening, 2-panel system)
- 163625** (96 in. Opening, 3-panel system)



Qty: 1 set, with fasteners.

Steel track, steel roller bracket, 7/8 in. O.D. plastic roller, steel pull, steel guide base with plastic tips.

- 161791** (48 in. Opening, 2-panel system)
- 161792** (60 in. Opening, 2-panel system)
- 161793** (72 in. Opening, 2-panel system)



Qty: 1

Aluminum extrusion, can be cut to size.

Finish	48 in.	60 in.	72 in.
Satin nickel	N 6875	N 6876	N 6877
Champagne gold	N 6879	N 6880	N 6881

BI-FOLDING DOOR

Closet Hardware



A standard bi-fold closet door allows for easy access to ones closet. In general, bi-fold doors can last a lifetime if you properly maintain the door hardware. Prime-Line can help with maintaining your door with a large selection of pin's, pivots and accessories.

Section Table of Contents

[How To Use The Catalog](#)

[Brackets](#)

[Hinges](#)

[Knobs](#)

[Pin Caps](#)

[Pivots](#)

[Pivot & Guide Pins](#)

[Repair Kits](#)

[Roller Guides](#)

[Track Kits](#)

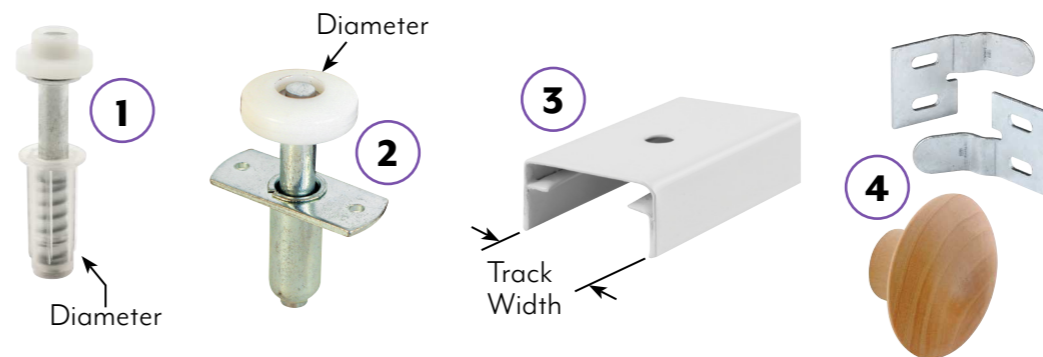


“It is important to select the correct base diameter to avoid splitting the door frame.”

Uses: Bi-folding door hardware is common in most households. There is a large variety of hardware available to keep these doors properly functioning.

Selection: On bi-folding doors, there are many components that control the door. In order to identify your system:

1. Most wood doors use either a 3/8 in. diameter base on the pivots or a 7/16 in. diameter base system. It is important to select the correct base diameter to avoid splitting the door frame.
2. Top guide diameters vary widely; measure carefully to select the right cap or roller.
3. Top pivot brackets mount in the top track. Measure your track width to be sure a replacement will fit.
4. Bottom pivot brackets, door surface aligners, handles and hinges can be interchangeable on most systems.



Time required for installation: 15 to 30 minutes for most replacements.

Tools required: Phillips screwdriver, straight slot screwdriver, pliers or needle nose pliers, mallet.

Expected lifetime: Closet door hardware components can last many years with proper care. Lubrication and adjustment is the key to longevity. Improper adjustment or abuse are the most common causes of early failure.

Why buy: Most purchases are to replace worn or damaged components. It is important to have a proper functioning closet door to maintain your homes investment. Using doors that are out of adjustment will lead to hardware failure and track damage. Keeping your closet doors closed also reduces insect entry and keeps small children from getting into items stored in the closet.

Care and maintenance: Rollers and pivots should be lubricated every 6 months. Avoid using a degreaser or solvent-based lubricant as it can damage the plastic components. Use a good quality dry film lubricant. Adjust your bi-fold door to keep it balanced, this will reduce wear and stress on the system.

RETURN TO MASTER TOC



N 7372 Knob



N 6674 Bottom Pivot Bracket



N 6656 Hinge



N 6700 Top Pivot



N 6613 Bottom Pivot



BI-FOLD DOOR

Get the most out of your interactive catalog



Qty: 2
7/16 in. O.D. steel base, top mount, spring loaded, self-adjusting, 7/8 in. O.D. plastic roller, flat edge, for 1 in. to 1-3/8 in. thick doors.

N 6544

Clickable hyperlink launches internet browser, opening a new web page that redirects to the product page on the Prime-Line website.

Toggle between photo and dimensioned line drawing of product.

Additional product specifications.

The screenshot shows a web browser window displaying the product page for 'Spring-Loaded Bi-Fold Door Top Guide Wheel (2 Pack)'. The page includes a search bar with 'N 6544', navigation menus, and a main product area with a large image of the wheel, a smaller thumbnail, and a 'COMPARE' icon. The product title is 'Spring-Loaded Bi-Fold Door Top Guide Wheel (2 Pack)' with SKU 'N 6544' and a price of '\$12.87'. A list of product descriptions is provided, followed by an 'ADD TO CART' button. Below the main image are sections for 'PRODUCT DETAILS', 'SPECIFICATIONS', and 'WARRANTIES & MANUALS'. A 'Chat with us' button is visible at the bottom right.

Descriptive title.

Product description.

Add to cart option

BI-FOLD DOOR

Rollers, Guides & Pivots



Qty: 2, with fasteners.
3/8 in. O.D. steel base, top mount, spring loaded, self-adjusting, 3/4 in. O.D. plastic roller, flat edge, for 1 in. to 1-3/8 in. thick doors.

[N 6614](#)



Qty: 2, with fasteners.
3/8 in. O.D. steel base, top mount, spring loaded, self-adjusting, 3/4 in. O.D. plastic roller, flat edge, for 1 in. to 1-3/8 in. thick doors.

[N 6611](#)



Qty: 2
3/8 in. O.D. plastic base, top mount, spring loaded, self-adjusting, 7/8 in. O.D. plastic roller, flat edge.

[N 6703](#)



Qty: 2
3/8 in. O.D. plastic base, top mount, spring loaded, self-adjusting, 7/8 in. O.D. plastic roller, round edge.

[N 6953](#)



Qty: 2
3/8 in. O.D. plastic base, top mount, spring loaded, self-adjusting, 3/4 in. O.D. plastic roller, flat edge.

[N 6704](#)



Qty: 2
3/8 in. O.D. plastic base, top mount, spring loaded, self-adjusting, square plastic guide tip.

[N 6705](#)



Qty: 2
3/8 in. O.D. plastic base, top mount, spring loaded, self-adjusting, square plastic guide tip.

[N 7282](#)



Qty: 2
7/16 in. O.D. plastic base, top mount, spring loaded, self-adjusting, 11/16 in. O.D. plastic roller, flat edge.

[N 7130](#)



Qty: 2
7/16 in. O.D. steel base, top mount, spring loaded, self-adjusting, 7/8 in. O.D. plastic roller, flat edge, for 1 in. to 1-3/8 in. thick doors.

[N 6544](#)



Qty: 2
7/16 in. O.D. plastic base, top mount, spring loaded, self-adjusting, 7/8 in. O.D. plastic roller, flat edge, for 1 in. to 1-3/8 in. thick doors.

[N 6582](#)



Qty: 2
3/8 in. O.D. plastic base, top mount, spring loaded, self-adjusting, 3/8 in. O.D. plastic cap.

[N 7302](#)



Qty: 2
3/8 in. O.D. plastic base, top mount, spring loaded, self-adjusting, 3/8 in. O.D. plastic cap.

[N 6782](#)



Qty: 2
3/8 in. O.D. plastic base, top mount, spring loaded, self-adjusting, 7/16 in. O.D. plastic cap.

N 7394



Qty: 2
3/8 in. O.D. plastic base, top mount, spring loaded, self-adjusting, 19/32 in. O.D. plastic cap.

N 6702



Qty: 2
7/16 in. O.D. steel base, top mount, spring loaded, self-adjusting, 3/8 in. O.D. plastic cap, for 1 in. to 1-3/8 in. thick doors.

N 6545



Qty: 2
7/16 in. O.D. plastic base, top mount, spring loaded, self-adjusting, 7/16 in. O.D. plastic cap.

N 6701



Qty: 4
3/8 in. O.D. plastic base, top mount, 3/8 in. O.D. plastic tip.

N 6672




Qty: 2
3/8 in. O.D. plastic base, top mount, spring loaded, self-adjusting, 3/8 in. O.D. plastic tip.

N 6982



Qty: 2
3/8 in. O.D. plastic base, top mount, spring loaded, self-adjusting, 1/4 in. O.D. pin.

N 6700



Qty: 2, with fasteners.
3/8 in. O.D. steel base, top mount, spring loaded, self-adjusting, 1/4 in. O.D. tip.

N 6612



Qty: 2
7/16 in. O.D. plastic base, top mount, spring loaded, self-adjusting, 1/4 in. tip, for 1 in. to 1-3/8 in. thick doors.

N 6583



Qty: 2, with fasteners.
Steel, 3/8 in. O.D. base, bottom mount, adjustable, 1/4 in. O.D. tip, for 1 in. to 1-3/8 in. thick doors.

N 6613



Qty: 2
3/8 in. O.D. plastic base, bottom mount, adjustable, 9/32 in. O.D. steel tip.

N 6706



Qty: 2
3/8 in. O.D. plastic base, bottom mount, adjustable, 15/32 in. O.D. steel tip.

N 6673



Qty: 2
Steel, 7/16 in. O.D. base, bottom mount, adjustable, 1/4 in. O.D. tip, for 1 in. to 1-3/8 in. thick doors.

N 6546



Qty: 2
7/16 in. O.D. plastic base, bottom mount, adjustable, 1/4 in. O.D. steel tip, for 1 in. to 1-3/8 in. thick doors.

N 6584




Qty: 2
7/16 in. O.D. plastic base, bottom mount, adjustable, 1/4 in. O.D. steel tip, for 1 in. to 1-3/8 in. thick doors.

N 6707



Qty: 2
7/16 in. O.D. plastic base, bottom mount, adjustable, 3/16 in. O.D. steel tip.

N 6696




Qty: 1 set, with fasteners.
Top mount, 3/8 in. O.D. steel base, spring loaded, self-adjusting, 3/4 in. O.D. and 7/8 in. O.D. plastic roller, 1/4 in. O.D. tip. Bottom mount, 3/8 in. O.D. steel base, 1/4 in. O.D. tip, adjustable.

N 7535



Qty: 1 set.
Top mount, 3/8 in. O.D. plastic base, spring loaded, self-adjusting, 7/8 in. O.D. plastic roller, flat edge, 1/4 in. O.D. steel pin.

N 7266



Qty: 1 set, with fasteners.
Top mount, 3/8 in. O.D. steel base, spring loaded, self-adjusting, 7/8 in. O.D. plastic roller, flat edge, 1/4 in. O.D. steel tip, for 1 in. to 1-3/8 in. thick doors.

N 7291



Qty: 1 set.
Top mount, 7/16 in. O.D. plastic base, spring loaded, self-adjusting, 7/8 in. O.D. plastic roller, flat edge, 1/4 in. O.D. steel tip, for 1 in. to 1-3/8 in. thick doors.

N 7265



Qty: 1 set.
Top mount, 7/16 in. O.D. steel base, spring loaded, self-adjusting, 7/8 in. O.D. plastic roller, flat edge, 3/8 in. O.D. plastic cap, for 1 in. to 1-3/8 in. thick doors.

N 7263



Qty: 1 set.
Top mount, 3/8 in. O.D. plastic base, 3/8 in. O.D. plastic tip, 3/8 in. O.D. plastic base. Bottom mount, 15/32 in. O.D. steel tip, adjustable.

N 7269



Qty: 2 sets.
Bottom mount, 7/16 in. O.D. plastic base, 15/32 in. O.D. steel tip, adjustable., 3/8 in. O.D. plastic base, 15/32 in. O.D. steel tip, adjustable.

N 7538

BI-FOLD DOOR

Repair Kits



Qty: 1 set, with fasteners.

Steel bracket, adjustable, floor/jamb mounted, bottom pivot, 7/16 in. O.D. plastic base, 15/32 in. O.D. steel tip, adjustable.

[N 6992](#)



Qty: 2 sets.

Top mount, 3/8 in. O.D. plastic base, spring loaded, self-adjusting, 1/4 in. O.D. steel tip, 3/4 in. O.D. plastic roller, plastic square guides, 19/32 in. O.D., 7/16 in. O.D. and 3/8 in. O.D. plastic caps.

[N 7539](#)



Qty: 1 set, with fasteners.

Steel bracket with plastic bushing, adjustable, floor/jamb mounted, steel pivot track bracket, top pivots, 3/8 in. O.D. plastic base, bottom pivot, 3/8 in. O.D. plastic base.

[N 7534](#)



Qty: 1 set, with fasteners.

Steel bracket with plastic bushing, adjustable, floor/jamb mounted, steel aligners, top pivots, 7/16 in. O.D. steel base, spring loaded, bottom pivot, 7/16 in. O.D. plastic base.

[N 7530](#)



Qty: 1 set.

Top mount, 3/8 in. O.D. and 7/16 in. O.D. plastic base, spring loaded, self-adjusting, 1/4 in. O.D. steel tip, 7/16 in. O.D. flat edge plastic roller, 3/8 in. O.D., 7/16 in. O.D. and 5/8 in. O.D. plastic caps.

[N 6937](#)



Qty: 1 set, with fasteners.

Steel bracket, adjustable, floor/jamb mounted, steel spring with plastic sleeve snigger, top pivot, 3/8 in. O.D. plastic base, bottom pivot, 7/16 in. O.D. plastic base.

[N 7071](#)



Qty: 1 set, with fasteners.

Steel bracket, adjustable, floor/jamb mounted, steel aligner, steel spring with plastic sleeve snigger, 1-3/4 in. O.D. hardwood knob, top and bottom pivots, 3/8 in. O.D. plastic base.

[N 7283](#)



Qty: 1 set, with fasteners.

Steel bracket, adjustable, floor/jamb mounted, steel aligners, steel spring with plastic sleeve snigger, bottom pivot, 7/16 in. O.D. plastic base, top pivot, 7/16 in. O.D. steel base.

[N 7529](#)

BI-FOLD DOOR

Pivot & Guide Pins & Pin Caps



Qty: 1
Steel, 1/4 in. O.D., bottom mount, 3/8 in. O.D.
plastic cap.

[N 6638](#)




Qty: 1
Steel, 1/4 in. O.D., bottom mount, 3/8 in. O.D.
plastic cap.

[N 6729](#)



Qty: 1
Steel, 1/4 in. O.D., bottom mount, 3/8 in. O.D.
plastic cap.

[N 6730](#)



Qty: 1 set.
Steel, 1/4 in. O.D., top and bottom mount, 3/8 in. O.D.
plastic cap.

[N 7546](#)



Qty: 1
Steel, 5/16 in. O.D., top mount, 3/8 in. O.D. plastic cap.

[N 6637](#)



Qty: 1
Steel, 5/16 in. O.D., bottom mount, 3/8 in. O.D.
plastic cap.

[N 6639](#)



Qty: 4
Plastic.

[N 6948](#)



Qty: 25
Plastic, 3/8 in. O.D. and 1/2 in. O.D.

[N 6789](#)



Qty: 1
Steel, mounts into top track, adjustable, accepts a 1/4 in. O.D. pin.

N 6577



Qty: 1
Steel, mounts into top track, adjustable, accepts a 1/4 in. O.D. pin.

N 6606




Qty: 1, with fasteners.
Steel, mounts into top or bottom track, adjustable, accepts a 3/8 in. O.D. pin.

N 6640



Qty: 1
Steel, mounts into top track, adjustable, accepts a 7/16 in. O.D. pin.

N 6844



Qty: 1 set.
Plastic housing, steel clip, mounts into top track, accepts a 9/32 in. O.D. pin.

N 6710



Qty: 1, with fasteners.
Steel, mounts into top track, accepts a 3/8 in. O.D. pin.

N 6823



Qty: 2
Plastic.

N 6714



Qty: 1, with fasteners.
Steel, adjustable, jamb mounted.

N 6836



Qty: 1, with fasteners.
Steel with plastic bushing, adjustable, 5/8 in. hole spacing, floor/jamb mounted, for 1 in. to 1-3/8 in. thick doors.

N 6543



Qty: 1, with fasteners.
Steel with plastic bushing, adjustable, 5/8 in. hole spacing, floor/jamb mounted, for 1 in. to 1-3/8 in. thick doors.

N 6587



Qty: 1, with fasteners.
Steel bracket with plastic bushing, adjustable, floor/jamb mounted.

N 6837



Qty: 1, with fasteners.
Steel, adjustable, floor/jamb mounted.

N 6674

BI-FOLD DOOR

Pivot Brackets & Hinges



Qty: 1, with fasteners.
Steel, adjustable, floor/jamb mounted.

N 6697



Qty: 1, with fasteners.
Steel with plastic bushing, adjustable, 2-11/16 in. hole spacing, floor mounted, accepts a 1/4 in. O.D. pin.

N 6711



Qty: 1, with fasteners.
Steel bracket, plastic guide, spring loaded, 1-1/2 in. hole spacing.

N 6832



Qty: 1, with fasteners.
Steel bracket, plastic guide, spring loaded, 1-1/2 in. hole spacing.

N 6833




Qty: 2, with fasteners.
Steel, used to repair wood doors split at the pivot hole, used with 3/8 in. or 7/16 in. pivots.

N 7191 (1-1/8 in. wide) **N 7192** (1-3/8 in. wide)



Qty: 2, with fasteners.
Steel, can be used on either the top or bottom corners.

N 7193 (1-1/8 in. thick) **N 7195** (1-3/8 in. thick)



Qty: 2
Steel spring with plastic sleeve, top mount, self-adjusting, for 1 in. to 1-3/8 in. thick doors.

N 6539



Qty: 1 set, with fasteners.
Steel, mounts to back of lead doors, 11/16 in. hole spacing.

N 6538



Qty: 2, with fasteners.
Steel, non-mortise mount, 2-5/16 in. hole spacing.

N 6656 (Brass plated) **N 7273** (Satin nickel)
N 72737 (Bronze) **N 72738** (Matte black)



Qty: 2, with fasteners.
Steel, 1-1/2 in. hole spacing.

N 6936



Qty: 2, with fasteners.
Steel, non-mortise mount.

N 7025

BI-FOLD DOOR

Knobs & Track Kits



Qty: 1, with fasteners.
Solid brass, 1-11/16 in. O.D., 1-3/8 in. projection.

- [N 7369](#) (Brass) [N 7372](#) (Satin nickel)
- [N 7370](#) (Antique brass) [N 7385](#) (Classic bronze)
- [N 7439](#) (White) [N 7568](#) (Matte black)




Qty: 2, with fasteners.
Steel, 1-3/4 in. O.D., 9/16 in. projection.
[N 6755](#) (Brass plated)




Hardwood, 1-3/4 in. O.D., 1 in. projection.
[N 6756](#) (Qty. 2, with fasteners) [N 7298](#) (Qty. 1, with fastener)



Qty: 2, with fasteners.
Plastic, 1-13/16 in. O.D., 1 in. projection.
[N 6754](#) (Ivory) [N 6871](#) (Brown)



Qty: 1 set, with fasteners.
Steel track, steel top and bottom brackets, steel hinges; 7/16 in. O.D. plastic base roller guides and pivots, steel spring with plastic sleeve snugger, steel aligners; wood knob.
[164743](#) (30 in. Opening, 2-panel system) [161794](#) (36 in. Opening, 2-panel system)



Qty: 1 set, with fasteners.
Steel track, steel top and bottom brackets, steel hinges; 7/16 in. O.D. plastic base roller guides and pivots, steel spring with plastic sleeve snugger, steel aligners; wood knobs.
[161795](#) (48 in. Opening, 4-panel system) [161797](#) (72 in. Opening, 4-panel system)
[161796](#) (60 in. Opening, 4-panel system)



Qty: 1 set, with fasteners.
Steel track, steel top and bottom brackets, steel hinges; 3/8 in. O.D. plastic base roller guides and pivots, steel spring with plastic sleeve snugger, steel aligners; wood knobs.
[164684](#) (24 in. Opening, 2-panel system) [164686](#) (36 in. Opening, 2-panel system)
[164685](#) (30 in. Opening, 2-panel system) [164687](#) (48 in. Opening, 2-panel system)

POCKET DOOR

Closet Hardware



Pocket doors are popular because they are more space efficient than a sliding or bi-folding door. When the time comes to update or repair your pocket door hardware, we have a selection of rollers, guides and pulls to help complete your project.

Section Table of Contents

[How To Use The Catalog](#)

[Guides](#)

[Pulls](#)

[Rollers](#)

[Track Kits](#)




“Top rollers and bottom guides are the most replaced items.”

Uses: Pocket door hardware is common in most households. There is a large variety of hardware available to keep these doors properly functioning.

Selection: On pocket doors, the top rollers and bottom guides are the most replaced items. In order to identify your system:

1. Roller diameter and design are important to ensure your door will operate properly. Make sure your old brackets match in design to avoid problems after installation.
2. Locks, guides and pulls can easily be replaced.



Time required for installation: 15 to 30 minutes for most replacements.

Tools required: Phillips screwdriver, straight slot screwdriver, pliers or needle nose pliers, mallet.

Expected lifetime: Closet door hardware components can last many years with proper care. Lubrication and adjustment is the key to longevity. Improper adjustment or abuse are the most common causes of early failure.

Why buy: Most purchases are to replace worn or damaged components. It is important to have a proper functioning closet door to maintain your homes investment. Using doors that are out of adjustment will lead to hardware failure and track damage. Keeping your closet doors closed also reduces insect entry and keeps small children from getting into items stored in the closet.

Care and maintenance: Rollers and pivots should be lubricated every 6 months. Avoid using a degreaser or solvent-based lubricant as it can damage the plastic components. Use a good quality dry film lubricant.



N 7449
Roller Assembly




N 6531
Roller Assembly



N 6771
Privacy Lock & Pull



N 6768
Flush Edge
Pull



N 7015
Bottom Guides



Get the most out of your interactive catalog



Qty: 1, with fasteners.

Solid brass, reversible, for 1-3/8 in. or 1-3/4 in. thick doors.

- [N 6771](#) (Polished brass) [N 7161](#) (Satin chrome)
- [N 6774](#) (Antique brass) [N 7239](#) (Satin nickel)
- [N 6773](#) (Chrome plated) [N 7319](#) (Classic bronze)

Clickable hyperlink launches internet browser, opening a new web page that redirects to the product page on the Prime-Line website.

Toggle between photo and dimensioned line drawing of product.

Additional product specifications.

POCKET DOOR PRIVACY LOCK WITH PULL - REPLACE OLD OR DAMAGED POCKET DOOR LOCKS QUICKLY AND EASILY - CHROME (SINGLE PACK)

SKU: N 6773 (0)

\$20.56

- REPLACE OLD OR BROKEN POCKET DOOR LOCKS - When your pocket door privacy lock is broken or old, don't replace the door entirely, just get the Prime-Line N 7367 Pocket Door Privacy Lock with Pull.
- INCLUDES - (1) Deluxe pocket door privacy lock with pull. This deluxe pocket door privacy lock and pull has a wide, easy grip design and is for left or right-handed doors.
- EASY INSTALLATION - Installation is quick and easy, plus all hardware and instructions are included. The lock set is non-handed, allowing it to be used on both left and right-handed pocket doors.
- View Details

ADD TO CART

PRODUCT DETAILS

When your pocket door lock is broken or old, don't replace the door entirely, just get the Prime-Line N 6773 Pocket Door Privacy Lock with Pull. This deluxe pocket door privacy lock and pull has a wide, easy grip design and is for left or right-handed doors (see video for instructions on how to reverse handing). It also includes all the hardware needed for quick and easy installation. This pocket door pull and lock is constructed from solid brass, so it's durable, strong and sure to last the test of time. This lock adjusts to install on both 1-3/8 inch and 1-3/4 inch thick doors and is a mortise installation.

SPECIFICATIONS

- INSTALLATION NOTE - This lock adjusts to install on both 1-3/8 inch and 1-3/4 inch thick doors and is a mortise installation.
- STRONG AND DURABLE - This pocket door pull and lock is constructed from solid brass, so it's durable, strong and sure to last the test of time.

Descriptive title.

Product description.

Add to cart option



Qty: 1, with fasteners.
Steel bracket, spring loaded, adjustable, (4) 23/32 in. O.D. plastic rollers, flat edge, for 1 in. to 1-3/4 in. thick doors.

[N 6724](#)




Qty: 2, with fasteners.
Steel bracket, adjustable, plastic carrier, three plastic rollers, flat edge.

[N 6847](#) (3/4 in. O.D.) **[N 6848](#)** (1 in. O.D.)



Qty: 2, with fasteners.
Steel bracket, adjustable, (4) 7/8 in. O.D. plastic rollers, round edge, for 1-3/8 in. thick doors.

[N 7449](#)



Qty: 1, with fasteners.
Steel bracket, adjustable, (4) 1 in. O.D. plastic rollers, round edge, for 1-3/8 in. thick doors.

[N 7410](#)



Qty: 1, with fasteners.
Steel bracket, top mount, plastic carrier, tandem 13/16 in. O.D. plastic ball bearing roller, round edge.

[N 7065](#)



Qty: 2, with fasteners.
Steel bracket, top mount, adjustable, tandem 7/8 in. O.D. plastic rollers, round edge, for 1-3/8 in. thick doors.

[N 6530](#)



Qty: 2, with fasteners.
Steel bracket, top mount, adjustable, tandem 7/8 in. O.D. plastic rollers, round edge, for 3/4 in. to 1-3/8 in. thick doors.

[N 6531](#)



Qty: 1, with fasteners.
Steel bracket, adjustable, tandem 7/8 in. O.D. plastic rollers, round edge, for 1 in. to 1-3/4 in. thick doors.

[N 6725](#)



Qty: 1, with fasteners.
Steel bracket, top mount, adjustable, 1-1/4 in. O.D. plastic ball bearing roller, round edge.

[N 6619](#)



Qty: 1, with fasteners.
Steel bracket, top mount, 2-1/4 in. hole spacing, 1-1/4 in. O.D. plastic ball bearing roller, round edge.

[N 6620](#)



Qty: 2, with fasteners.
Plastic, jamb mount, adjustable.

[N 7015](#)




Qty: 2, with fasteners.
Plastic, jamb mount, adjustable.

[N 6950](#)


POCKET DOOR

Guides & Pulls



Qty: 1, with fasteners.
Steel bracket, adjustable, jamb mounted, plastic tips, for 1-3/8 in. thick doors.

N 6566



Qty: 1, with fasteners.
Plastic, adjustable, jamb mounted, 3-1/8 in. hole spacing, for 1-3/8 in. thick doors.

N 6578



Qty: 1, with fasteners.
Solid brass, reversible, for 1-3/8 in. or 1-3/4 in. thick doors.

N 7361 (Polished brass) **N 7364** (Classic bronze)
N 7363 (Satin nickel)



Qty: 1, with fasteners.
Solid brass, reversible, for 1-3/8 in. or 1-3/4 in. thick doors.

N 7365 (Polished brass) **N 7368** (Classic bronze)
N 7367 (Satin nickel) **N 73678** (Matte black)



Qty: 1, with fasteners.
Solid brass, reversible, for 1-3/8 in. or 1-3/4 in. thick doors.

N 6770 (Polished brass) **N 7238** (Satin nickel)
N 7080 (Antique brass) **N 7318** (Classic bronze)
N 7085 (Chrome plated) **N 7577** (Matte black)
N 7079 (Satin chrome)



Qty: 1, with fasteners.
Solid brass, reversible, for 1-3/8 in. or 1-3/4 in. thick doors.

N 6771 (Polished brass) **N 7239** (Satin nickel)
N 6774 (Antique brass) **N 7319** (Classic bronze)
N 6773 (Chrome plated) **N 7578** (Matte black)
N 7161 (Satin chrome)




Qty: 1, with fasteners.
Diecast, fits 5/8 in. x 3-1/2 in. mortise, 3 in. hole spacing.

N 6768 (Brass plated) **N 72747** (Bronze)
N 7274 (Satin nickel) **N 72748** (Matte black)




Qty: 1 set, with fasteners.
Aluminum track, wood header, wood uprights, steel brackets, (4) 7/8 in. O.D. plastic rollers with steel bracket, plastic guide, rubber bumper.

164553




Qty: 1 set, with fasteners.
Steel bracket, adjustable, plastic carrier, (3) 1 in. O.D. plastic rollers, flat edge, plastic guide, adjustable, rubber bumper.

N 6997



Qty: 1 set, with fasteners.
Steel brackets, (4) 7/8 in. O.D. plastic rollers with steel bracket, plastic guide, rubber bumper.


N 7497



Qty: 1 set, with fasteners.

Mortise installation, adjustable.


	Finish	Length
N 7285	Solid brass	1 in.
N 7288	Satin nickel	1 in.
N 7287	Solid brass	1-1/2 in.
N 7289	Satin nickel	1-1/2 in.
N 72898	Matte black	1-1/2 in.



Qty: 1 set, with fasteners.

Steel, adjustable, spring loaded.

- [N 7331](#) (Brass plated) [N 7333](#) (Bronze)
- [N 7332](#) (Antique brass) [N 73348](#) (Matte black)
- [N 7334](#) (Satin nickel)



Qty: 1 set, with fasteners.

Steel housing and strike, spring loaded, 5/8 in. O.D. plastic roller.

- [N 7290](#) (Brass plated)
- [N 7386](#) (Satin nickel)
- [N 73868](#) (Matte black)

DRAWER & CABINET

Hardware



Drawer guides and rollers allow drawers to function smoothly. Over time, they can become worn or broken. Replacement is easy and we have a large selection of plastic guides and rollers.



RETURN TO MASTER TOC


“Determine the basic shape of the guide. Then measure the guide opening to be sure it will fit your track.”

Uses: There is a wide variety of drawer guides, back plates and track support brackets used by most cabinet and furniture manufacturers. Most drawers and cabinets depend on these components to operate.

Selection:

In order to identify your system:


1. Determine the basic shape of the guide. Most have a unique pattern.
2. Measure the guide opening to be sure it will fit your track. Track support brackets can be interchanged as long as the opening is the same.
3. On roller assemblies, check the wheel diameter and handing.



R 7148
Roller Assembly



R 7132
Roller Assembly



R 7144
Wood Drawer
Track Repair Kit



R 7133
Backplate



R 7082
Guide Kit

Time required for installation: 5 to 10 minutes for most replacements depending on the project.

Tools required: Phillips screwdriver and a straight slot screwdriver.

Expected lifetime: Guides can last many years if properly installed, aligned and lubricated.

Why buy: Most purchases are the result of wear on hardware components or broken components. It is difficult to function in a home with a broken drawer. Repairs are easy and inexpensive to make.

Care and maintenance: Inspect annually for broken or missing components. Lubricate with a dry film lubricant; avoid all solvent-based lubricants as they can damage the plastic parts.



Section Table of Contents

[How To Use The Catalog](#)

[Back Plates](#)

[Guide Kits](#)


[Rollers](#)

[R.V. Crank Handles](#)

[R.V. Window Operators](#)

[Track Kits](#)

Get the most out of your interactive catalog



Red plastic guides, white plastic side saddles, fits a 9/32 in. x 3/4 in. track.

R7082 (Qty. 2 guides, 4 side saddles, with fasteners)
CCSC 7156 (Qty. 100 guides)

Clickable hyperlink launches internet browser, opening a new web page that redirects to the product page on the Prime-Line website.

Toggle between photo and dimensioned line drawing of product.

Additional product specifications.

The screenshot shows a web browser window displaying the product page for the 'Drawer Track Guide Kit, 7/16 in. (2 Pack)'. The page includes a navigation menu, a search bar with 'R 7082' entered, and a main product area. The product title is 'Drawer Track Guide Kit, 7/16 in. (2 Pack)' with a price of '\$11.25'. A product description lists features like 'For use on rolled edge metal tracks' and 'Helps to keep drawers aligned'. There is an 'ADD TO CART' button and a 'Feedback' button. Below the main image, there are sections for 'PRODUCT DETAILS', 'SPECIFICATIONS', and 'WARRANTIES & MANUALS'. A red box highlights the 'PRODUCT DETAILS' section, which contains a paragraph describing the kit's purpose and contents.

Drawer Track Guide Kit, 7/16 in. (2 Pack)

Descriptive title.

- For use on rolled edge metal tracks with a 9/32 in x 3/4 in
- Helps to keep drawers aligned
- Mounts to the back of the drawer
- View Details

Product description.

1 **ADD TO CART**

Add to cart option

PRODUCT DETAILS

This wood track drawer guide kit helps keep your drawers aligned (drawers not included). The kit includes 2 guides and 4 side saddles, which is enough for 2 drawers. Each guide is designed to fit a 9/32 inch x 3/4 inch track (not included). The guides easily mount to the back of your drawer.

SPECIFICATIONS

- Red molded plastic
- Includes 2 guides and 4 side saddles
- Mounting hardware included
- A Phillips head screwdriver is required for Installation
- Please refer to the line art drawing and compare with your original item before purchasing

WARRANTIES & MANUALS

DRAWER & CABINET


Drawer Track Kits & Track Guide Kits



Qty: 1 set, with fasteners.
22-1/2 in. galvanized steel track, top or bottom mount, plastic guides and front rollers.
[R7125](#)




Qty: 1 set, with fasteners.
22-5/8 in. galvanized steel track and rear support bracket, top or bottom mount, 3/4 in. plastic roller.
[R7137](#)



Qty: 1 set, with fasteners.
24 in. wood track, plastic guides and side saddles, top or bottom mount.
[R7144](#)



Qty: 2 sets, with fasteners.
Steel track, left and right hand, 3/4 in. O.D. plastic roller.
[R7210](#) (15-3/4 in. length) **[R7212](#)** (19-3/4 in. length)
[R7211](#) (17-3/4 in. length)




Red plastic guides, white plastic side saddles, fits a 9/32 in. x 3/4 in. track.
[R7082](#) (Qty. 2 guides, 4 side saddles, with fasteners)
[CCSC 7156](#) (Qty. 100 guides)




Qty: 2 guides, 4 side saddles, with fasteners.
White plastic guides (no back alignment tab) and side saddles, fits a 9/32 in. x 3/4 in. track.
[R7223-A](#)



Qty: 2 guides, 4 side saddles, with fasteners.
Brown plastic guides, white plastic side saddles, fits a 1/4 in. x 7/8 in. track.
[R7084](#)



Qty: 2 guides, 4 side saddles, with fasteners.
Green plastic guides, white plastic side saddles, fits a 9/32 in. x 1-1/8 in. track.
[R7085](#)



Qty: 2 guides, 4 side saddles, with fasteners.
White plastic guides and side saddles, fits a 3/32 in. x 1-1/4 in. track.
[R7128](#)



Qty: 2 guides, 4 side saddles, with fasteners.
White plastic guides and side saddles, fits a 5/16 in. x 1-1/16 in. track.
[R7224](#)



Qty: 2 guides, 4 side saddles, with fasteners.
Purple plastic guides, white plastic side saddles, fits a 3/32 in. x 1-3/16 in. track.
[R7130](#)



Qty: 2 guides, 4 side saddles, with fasteners.
Orange plastic guides, white plastic side saddles, fits a 9/32 in. x 1-1/8 in. track.
[R7152](#)

DRAWER & CABINET

Track Guide Kits & Back Plates



Qty: 2 guides, 4 side saddles, with fasteners.
Yellow plastic guides, white plastic side saddles, fits a 3/32 in. x 1-9/32 in. track.

R7154



Qty: 2 guides, 2 stops, 4 side saddles, with fasteners.
Brown plastic guides, white side saddles, fits a 3/32 in. x 1-5/32 in. track.

R7321




Qty: 2 guides, 4 side saddles, with fasteners.
White plastic guides and side saddles, fits a 9/32 in. x 1-3/32 in. track.

R7221




Qty: 1
White plastic, large bearing area for heavily loaded drawers.

R7260



Qty: 2, with fasteners.
White plastic, can be mounted horizontally or vertically.

R7261




Qty: 2, with fasteners.
Blue plastic, 1 in. square, 1-13/16 in. hole spacing.

R7143



Qty: 2, with fasteners.
Purple plastic, can be inverted for self-adjusting application.

R7133



Qty: 2, with fasteners.
White plastic, reversible, for use on center mounted tracks.

R7145




Qty: 1 set, with fasteners.
White plastic, left and right hand, for use on side mounted tracks.

R7227



Qty: 1 set, with fasteners.
White plastic, left and right hand, for use on side mounted tracks, socket depth allows front to back adjustment of the rail.

R7240



Qty: 1 set, with fasteners.
White plastic, left and right hand, for use on side mounted tracks, socket depth allows front to back adjustment of the rail.

R7265



Qty: 10, with fasteners.
White plastic, helps to center drawer.

R7153



Qty: 2, with fasteners.
White plastic bracket and roller, 15/16 in. O.D.

R 7218



Qty: 1 left and 1 right hand, with fasteners.
Steel bracket, adjustable, 1 in. O.D. and 1-3/16 in. O.D. plastic roller.

R 7147



Qty: 2, with fasteners.
Steel bracket, convex plastic roller, 27/32 in. O.D., mounts on rear of drawer.

R 7132



Qty: 2, with fasteners.
Steel bracket, left hand (determined as viewed from rear of drawer), convex plastic roller, 13/16 in. O.D., mounts on rear of drawer.

R 7141



Qty: 2, with fasteners.
Steel bracket, right hand (determined as viewed from rear of drawer), convex plastic roller, 13/16 in. O.D., mounts on rear of drawer.

R 7148



Qty: 2, with fasteners.
Steel bracket, concave plastic roller, 3/4 in. O.D., mounts on rear of drawer.

R 7257



Qty: 2, with fasteners.
Steel bracket, convex plastic roller, 3/4 in. O.D., mounts on rear of drawer.

R 7230



Qty: 2
Plastic ball bearing roller, 1-1/8 in. O.D., 1/4" - 20 threaded steel axle.

R 7228



Qty: 2
Steel, concealed, 1/2 in. overlay.

R 7372



Qty: 1, with 2 keys and fasteners.
Diecast, keyed, 5/16 in. bolt throw, 1-7/16 in. hole spacing.

R 7076 (Brass plated)



Qty: 6
Plastic, self-locking, 1/4 in. peg, for 1/2 in. thick shelves, 5 lbs. maximum safe load per peg.

R 7316 (Clear)

R.V. AND MOBILE HOME

Handles, Knobs & Operators



Qty: 2, with fasteners.

Plastic, internally serrated, fits 5/16 in. spindle.

R7001 (1-3/4 in. stem)

R7003 (3-1/8 in. stem)



Qty: 2, with fasteners.

Diecast, internally serrated, fits 5/16 in. spindle.

R7225 (3/4 in. stem)

R7226 (1-3/4 in. stem)



Qty: 2, with fasteners.

Diecast, internally serrated, 1 in. stem, fits 5/16 in. spindle.


R7007



Qty: 2, with fasteners.

Diecast, internally and externally serrated, 2 in. long, fits 5/16 in. spindle.

R7014



Qty: 1 set, with fasteners.

Diecast, adjustable break-off link, 5/16 in. spindle size, side mount, non-handed, 2-1/8 in hole spacing.

R7015



Right hand shown

Qty: 1, with fasteners.

Diecast, handed (determined from inside of window looking out), 1-3/4 in. hole spacing.

R7020 (Left hand)

R7021 (Right hand)

Left hand shown



Qty: 2, with fasteners.

Diecast with nylon bushing, cam action.

R7077 (Chrome – left hand)

R7078 (Chrome – right hand)

ENTRY DOOR

Wall Shields & Door Stops



Qty: 2, with fasteners.
Vinyl, 2-5/16 in. O.D., 3/4 in. projection.
U 9004 (Clear)



Qty: 1
Rigid vinyl, paintable, textured, self-adhesive, 5 in. hexagon.
U 9140 (Ivory) **U 9275** (White)



Qty: 1, with fasteners.
Zinc diecast, rubber tip, spring loaded.
U 9152 (Bronze finish)



Qty: 2, with fasteners.
Rubber, attaches with screw.
U 9163 (Black)



Qty: 1
Rigid vinyl, paintable, self-adhesive.



Qty: 3, with fastener.
Rigid, heavy metal casting, vinyl tip., 3 in. length.
U 9042 (Brass finish)




Qty: 3, with fasteners.
Flexible vinyl, steel screw insert, 3-1/4 in. length.
U 9266 (White)




Qty: 1, with fastener.
Rigid, cast polished brass, vinyl tip, 3-1/4 in. length.
U 9285 (Polished chrome)

Size	Color	Surface	Carded	Box Qty.
3-1/4 in.	Ivory	Textured	SCU 9185	12
3-1/4 in.	White	Textured	SCU 9243	12
3-1/4 in.	Ivory	Smooth	U 9267	10
3-1/4 in.	White	Smooth	U 9270	10
5 in.	Ivory	Textured	SCU 9186	12
5 in.	White	Textured	SCU 9244	12
5 in.	Ivory	Smooth	U 9268	10
5 in.	White	Smooth	U 9271	10
7 in.	White	Textured	U 9265	10



Qty: 1
Flexible, stainless steel flat strap, rubber retainers, fits up to 3 in. thick doors.
U 101101 (Clear) **U 101102** (White) **U 101107** (Brown)



Qty: 1
Door retainer on pivoting arm, plastic bumpers, metal strap, adhesive backed, fits 1-3/4 in. thick doors.
U 101112 (White) **U 101116** (Tan) **U 101117** (Brown)



Smooth pivot, 3-1/2 in. x 3-1/2 in., square corners, .087 in. gauge, 3 holes per leaf.

- [U 1150253](#) (Satin nickel finish – Qty. 3, with fasteners)
- [U 11502512](#) (Satin nickel finish – Qty. 12, with fasteners)
- [U 11502612](#) (Satin brass finish – Qty. 12, with fasteners)
- [U 1150273](#) (Bronze finish – Qty. 3, with fasteners)
- [U 11502712](#) (Bronze finish – Qty. 12, with fasteners)
- [U 1150283](#) (Matte black finish – Qty. 3, with fasteners)
- [U 11502812](#) (Matte black finish – Qty. 12, with fasteners)



Qty: 3, with fasteners.

Smooth pivot, 4 in. x 4 in., square corners, .087 in. gauge, 4 holes per leaf.

- [U 1150353](#) (Satin nickel finish)
- [U 1150363](#) (Satin brass finish)
- [U 1150373](#) (Bronze finish)
- [U 1150383](#) (Matte black finish)



Qty: 12, with fasteners.

Smooth pivot, 3-1/2 in. x 3-1/2 in., 1/4 in. corner radius, .087 in. gauge, 3 holes per leaf.

- [U 11505512](#) (Satin nickel finish)
- [U 11505612](#) (Satin brass finish)
- [U 11505712](#) (Bronze finish)
- [U 11505812](#) (Matte black finish)



Smooth pivot, 3-1/2 in. x 3-1/2 in., 5/8 in. corner radius, .087 in. gauge, 3 holes per leaf.

- [U 1150853](#) (Satin nickel finish – Qty. 3, with fasteners)
- [U 11508512](#) (Satin nickel finish – Qty. 12, with fasteners)
- [U 11508612](#) (Satin brass finish – Qty. 12, with fasteners)
- [U 1150873](#) (Bronze finish – Qty. 3, with fasteners)
- [U 11508712](#) (Bronze finish – Qty. 12, with fasteners)
- [U 1150883](#) (Matte black finish – Qty. 3, with fasteners)
- [U 11508812](#) (Matte black finish – Qty. 12, with fasteners)
- [U 11508212](#) (White finish – Qty. 12, with fasteners)



Qty: 3, with fasteners.

Smooth pivot, 4 in. x 4 in., 5/8 in. corner radius, .087 in. gauge, 4 holes per leaf.

- [U 1150953](#) (Satin nickel finish)
- [U 1150963](#) (Satin brass finish)
- [U 1150973](#) (Bronze finish)
- [U 1150983](#) (Matte black finish)



Qty: 3, with fasteners.

Smooth pivot, 4 in. x 4 in., unilateral square & 5/8 in. radius corners, .087 in. gauge, 4 holes per leaf.

- [U 1151253](#) (Satin nickel finish)
- [U 1151283](#) (Matte black finish)



Qty: 3, with fasteners.

Smooth pivot (2 ball bearing), 3-1/2 in. x 3-1/2 in., square corners, .122 in. gauge, 3 holes per leaf.

- [U 1156253 \(Satin nickel finish\)](#)
- [U 1156263 \(Satin brass finish\)](#)
- [U 1156283 \(Matte black finish\)](#)



Qty: 3, with fasteners.

Smooth pivot (2 ball bearing), 4 in. x 4 in., square corners, .130 in. gauge, 4 holes per leaf.

- [U 1156353 \(Satin nickel finish\)](#)
- [U 1156363 \(Satin brass finish\)](#)
- [U 1156383 \(Matte black finish\)](#)



Qty: 3, with fasteners.

Smooth pivot (2 ball bearing), 4-1/2 in. x 4-1/2 in., square corners, .134 in. gauge, 4 holes per leaf.


- [U 1156453 \(Satin nickel finish\)](#)
- [U 1156463 \(Satin brass finish\)](#)
- [U 1156483 \(Matte black finish\)](#)



Qty: 3, with fasteners.

Smooth pivot (2 ball bearing), 3-1/2 in. x 3-1/2 in., 5/8 in. corner radius, .122 in. gauge, 3 holes per leaf.

- [U 1156953 \(Satin nickel finish\)](#)



Qty: 3, with fasteners.

Smooth pivot (2 ball bearing), 4 in. x 4 in., 5/8 in. corner radius, .130 in. gauge, 4 holes per leaf.

- [U 1157053 \(Satin nickel finish\)](#)



Qty: 3, with fasteners.

Smooth pivot (2 ball bearing), 4 in. x 4 in., unilateral square & 5/8 in. radius corners, .130 in. gauge, 4 holes per leaf.

- [U 1157353 \(Satin nickel finish\)](#)
- [U 1157383 \(Matte black finish\)](#)



Qty: 3, with fasteners.

U.L. adjustable self-closing spring hinge, 3-1/2 in. x 3-1/2 in., square corners, .106 in. gauge, 3 holes per leaf.

- [U 1158253 \(Satin nickel finish\)](#)
- [U 1158263 \(Satin brass finish\)](#)
- [U 1158283 \(Matte black finish\)](#)



Qty: 3, with fasteners.

U.L. adjustable self-closing spring hinge, 4 in. x 4 in., square corners, .130 in. gauge, 4 holes per leaf.

- [U 1158353 \(Satin nickel finish\)](#)
- [U 1158363 \(Satin brass finish\)](#)
- [U 1158383 \(Matte black finish\)](#)



Qty: 3, with fasteners.

U.L. adjustable self-closing spring hinge, 4-1/2 in. x 4-1/2 in., square corners, .134 in. gauge, 4 holes per leaf.

- [U 1158453 \(Satin nickel finish\)](#)
- [U 1158463 \(Satin brass finish\)](#)
- [U 1158483 \(Matte black finish\)](#)



Qty: 3, with fasteners.

U.L. adjustable self-closing spring hinge, 3-1/2 in. x 3-1/2 in., 5/8 in. corner radius, .106 in. gauge, 3 holes per leaf.

- [U 1158953 \(Satin nickel finish\)](#)
- [U 1158963 \(Satin brass finish\)](#)
- [U 1158983 \(Matte black finish\)](#)



Qty: 3, with fasteners.

U.L. adjustable self-closing spring hinge, 4 in. x 4 in., 5/8 in. corner radius, .130 in. gauge, 4 holes per leaf.

- [U 1159053 \(Satin nickel finish\)](#)
- [U 1159063 \(Satin brass finish\)](#)
- [U 1159083 \(Matte black finish\)](#)



Qty: 3, with fasteners.

U.L. adjustable self-closing spring hinge, 4 in. x 4 in., unilateral square & 5/8 in. radius corners, .130 in. gauge, 4 holes per leaf.

- [U 1159353 \(Satin nickel finish\)](#)
- [U 1159363 \(Satin brass finish\)](#)
- [U 1159383 \(Matte black finish\)](#)

Choosing the proper security for your home

According to the FBI, a burglary occurs somewhere in the US every 15.4 seconds.

Most burglaries are carried out in less than 10 minutes.

3 out of 4 homes in the US will be broken into within the next 20 years.

22% through a back door **23%** through a first floor window

34% through the front door

Entry Doors: 67% of all burglaries are initiated by forced entry. A majority of these are accomplished by kicking in a door. Door guard plates and high security strikes work together to help prevent door kick in attacks. A secure metal barrier prevents jimmy tools from destroying jambs and trim as well. Door viewers, chain door guards and bar door guards help keep you safe from strangers when answering your door.



U 9549
Door Guard



U 9909
Chain Door Lock

Windows: Most windows can easily be forced open by prying or lifting the sash. Secondary security locks can allow for ventilation, help prevent unwanted access and offer child safety benefits. A wide variety of styles offer the homeowner everything from tamper-resistant window locks to keyed locks, assuring solid, safe child protection as well.



U 9933
Window Lock



U 9801
Window Lock

Patio Doors: A favorite entry point for many burglars. Many door systems can be lifted or pried open easily. Adding a security bar or secondary locking bolt provides another layer of protection for your family that will help secure your home.



U 9858
Patio Door Lock



U 9882
Patio Door Lock

Cabinet and Drawers: Keep dangerous chemicals and important items locked up for safety and peace of mind. Cam locks; panel locks and mailbox locks can provide a security in these overlooked areas. Useful in the home or garage, these devices are also easily installed.



U 11088
Drawer & Cabinet Lock



We've made it simple to choose the security device that best suits your needs. Be it entry, patio, window or utility, Prime-Line has you covered.

Section Table of Contents

[How To Use The Catalog](#)

[Latchshields](#)

[Cylinder Locks](#)

[Patio Door Locks](#)

[Deadlatch/Deadlocks](#)

[Segal Locks](#)

[Door Reinforcers](#)

[Strikes](#)

[Door Viewers](#)

[Window Guards](#)

[Drawer/Mailbox Locks](#)

[Window Locks](#)

[Entry Door Locks](#)

Get the most out of your interactive catalog



Qty: 1 set, 2 keys, with fasteners.

Steel trim plates, case and knobs, keyed, interior use only.

- [E 2293](#) (Brass finish)
- [E 2495](#) (Bronze finish)
- [E 2330](#) (Satin nickel finish)
- [E 2798](#) (Matte black finish)

Clickable hyperlink launches internet browser, opening a new web page that redirects to the product page on the Prime-Line website.

Toggle between photo and dimensioned line drawing of product.

Additional product specifications.

The screenshot shows a web browser window displaying the product page for a Steel, Satin Nickel, Interior Door Lock. The page layout includes a search bar at the top with the product ID 'E 2330'. Below the search bar is a navigation menu with categories like 'REPAIR/REPLACEMENT PARTS', 'SAFETY AND SECURITY PRODUCTS', 'FASTENERS', 'CATALOGS', and 'PROJECTS'. The main content area features a large product image of the lock set, a 'COMPARE' button, and a descriptive title: 'Steel, Satin Nickel, Interior Door Lock'. Below the title, the SKU 'E 2330' and the price '\$20.01' are displayed. A product description lists key features: 'Instructions included to show how to make either left or right handed', 'Used for interior doors such as bedroom, bathrooms and other interior door', 'Made from case-hardened steel', and 'View Details'. An 'ADD TO CART' button is prominently placed. At the bottom, there are sections for 'PRODUCT DETAILS' and 'SPECIFICATIONS', both with expandable arrows. The 'PRODUCT DETAILS' section describes the lockset as 'satin nickel plated steel trim plates made from case-hardened steel'. The 'SPECIFICATIONS' section lists details like 'Satin nickel plated trim plates and knobs' and 'Designed for doors that are 1 3/8 in. to 1 3/4 in. doors'.

Descriptive title.

Product description.

Add to cart option


Latch Strikes



Steel, adjustable tab, 1-5/8 in. hole spacing.

- [E 2232](#) (Brass finish – Qty. 2, with fasteners)
- [E 2307](#) (Brass finish – Qty. 1, with fasteners)
- [E 2349](#) (Brass finish – Qty. 20, with fasteners, per box)
- [E 2233](#) (Antique brass finish – Qty. 2, with fasteners)
- [E 2308](#) (Antique brass finish – Qty. 1, with fasteners)
- [E 2234](#) (Chrome finish – Qty. 2, with fasteners)
- [E 2309](#) (Chrome finish – Qty. 1, with fasteners)
- [E 2301](#) (Stainless steel finish – Qty. 2, with fasteners)
- [E 2457](#) (Satin nickel finish – Qty. 2, with fasteners)

- [E 2456](#) (Satin nickel finish – Qty. 1, with fasteners)
- [E 2516](#) (Bronze finish – Qty. 2, with fasteners)
- [E 2793](#) (Matte black finish – Qty. 2, with fasteners)



Qty: 1, with fasteners.

Adjustable tab, 1-5/8 in. hole spacing.

- [E 2347](#) (Brass finish – 2-1/2 in. overall length)
- [E 2345](#) (Solid brass – 3-1/2 in. overall length)



Qty: 1 set, with fasteners.

Steel, adjustable, 3 pieces, 2-1/8 in. hole spacing.

- [U 9486](#) (Brass finish)
- [U 9488](#) (Chrome finish)
- [U 94865](#) (Satin nickel finish)
- [U 94867](#) (Bronze finish)
- [U 94868](#) (Matte black finish)



Qty: 1 set, with fasteners.

Steel, adjustable, 2 pieces, 2-1/8 in. hole spacing.

- [U 10278](#) (Chrome finish)



Qty: 1 set, with fasteners.

Steel, adjustable, 3 pieces, 4-1/16 in. hole spacing.

- [U 9495](#) (Brass finish)



Qty: 1, with fasteners.

Steel, 2-1/8 in. hole spacing.

- [E 2467](#) (Brass finish)
- [E 2433](#) (Chrome finish)
- [E 2484](#) (Satin nickel finish)
- [E 2788](#) (Bronze finish)
- [E 2795](#) (Matte black finish)



Qty: 1, with fasteners.

Solid brass, 2-1/8 in. hole spacing, meets ANSI A156.2.

- [E 2284](#) (Polished brass)
- [E 2299](#) (Stainless steel)
- [E 2568](#) (Bronze)
- [E 2794](#) (Matte black finish)



Qty: 1, with fasteners.

Steel, fits ANSI cut-out, 4-3/16 in. hole spacing.

- [U 9428](#) (Brass finish)
- [U 9429](#) (Chrome finish)
- [U 11199](#) (Satin nickel finish)
- [U 11200](#) (Bronze finish)
- [U 11450](#) (Matte black finish)



Qty: 1, with fasteners.

Fits ANSI cut-out (meets ANSI A156.2), 4-3/16 in. hole spacing.

- [U 9484](#) (Solid polished brass)
- [U 9483](#) (Stainless steel)



Qty: 1, with fasteners.

Steel, improves security with 3 in. long screws attaching to wall stud.

- [U 9422](#) (Brass)
- [U 9424](#) (Antique brass)
- [U 9474](#) (Chrome)



Qty: 1 set, with fasteners.

Steel, allows hole center flexibility with deadbolt and entry lock installations, improves security with 3 in. long screws attaching to wall stud.

- [U 9989](#) (Brass finish)
- [U 11041](#) (Satin nickel finish)
- [U 11158](#) (Bronze finish)

Latch Strikes



Qty: 1, with fasteners.
Steel, 1-1/2 in. deadbolt and latch hole spacing.
E 2435 (Brass finish)



Qty: 1, with fasteners.
Steel, 2-3/8 in. and 4-13/16 in. hole spacings, improves security with 3 in. long screws attaching to wall stud.
U 9426 (Brass finish) **U 94267** (Bronze finish)
U 9476 (Chrome finish) **U 94268** (Matte black finish)
U 94265 (Satin nickel finish)



Qty: 1, with fasteners.
Steel, improves security with 3 in. long screws attaching to wall stud.
U 9427 (Brass finish – 3-5/8 in. to 4 in. latch hole spacing)
U 9480 (Brass finish – 5-1/2 in. to 6 in. latch hole spacing)
U 10385 (Satin nickel finish – 5-1/2 in. to 6 in. latch hole spacing)
U 10538 (Bronze finish – 5-1/2 in. to 6 in. latch hole spacing)
U 11452 (Matte black finish – 5-1/2 in. to 6 in. latch hole spacing)



Qty: 1 set, with fasteners.
1/8 in. thick heavy gauge steel base, 2-1/8 in. hole spacing, improves security with 3 in. long screws attaching to wall stud.
E 2479 (Brass finish) **E 2482** (Bronze finish)
E 2480 (Antique brass finish) **E 2688** (Stainless steel)
E 2483 (Satin nickel finish) **E 2796** (Matte black finish)



Qty: 1, with fasteners.
Steel, improves security with 3 in. long screws attaching to wall stud.
E 2235 (Brass finish) **E 2461** (Satin nickel finish)
E 2285 (Antique brass finish) **E 2462** (Bronze finish)
E 2292 (Nickel finish) **E 2687** (Stainless steel)



Qty: 1, with fasteners.
Steel, improves security with 3 in. long screws attaching to wall stud.
E 2432 (Brass finish)



Qty: 1, with fasteners.
Steel, improves security with 3 in. long screws attaching to wall stud.
U 9535 (Brass finish) **U 11123** (Bronze finish)
U 11122 (Satin nickel finish)



Qty: 1, with fasteners.
Steel, improves security with 3 in. long screws attaching to wall stud.
U 9425 (Brass finish)



Qty: 1 set, with fasteners.
Zinc and steel strike and face plate, screws at base of box secure to framing for added security.
U 9539 (Brass finish) **U 95397** (Bronze finish)
U 95395 (Satin nickel finish)



Qty: 1 set, with fasteners.
Repairs problem latch that “misses the hole” when doors sag or settle. Includes 1 shim and strike for standard interior door (1-3/8 in.) and 1 shim and strike for standard exterior doors (1-3/4 in.).
FAL2BR (Brass finish) **FAL2SN** (Satin nickel finish)
FAL2BZ (Bronze finish)



Door Reinforcers

Qty: 1, with fasteners.

Solid brass or stainless steel, non-recessed, reinforces and repairs doors, assists in preventing forced entry, use on wood or metal doors, accommodates key-in-knob locksets or deadbolts.

U 9547

Finish	Backset	Door Thickness	Reinforcer Width
Brass	2-3/8 in.	1-3/8 in.	3-7/8 in.

U 9548

Brass	2-3/8 in.	1-3/4 in.	3-7/8 in.
-------	-----------	------------------	-----------

U 9549

Brass	2-3/4 in.	1-3/8 in.	4-5/16 in.
-------	------------------	------------------	------------

U 9550

Brass	2-3/4 in.	1-3/4 in.	4-5/16 in.
-------	------------------	------------------	------------

U 9568

Antique brass	2-3/8 in.	1-3/8 in.	3-7/8 in.
---------------	-----------	------------------	-----------

U 9569

Antique brass	2-3/8 in.	1-3/4 in.	3-7/8 in.
---------------	-----------	------------------	-----------

U 9585

Stainless steel	2-3/8 in.	1-3/8 in.	3-7/8 in.
-----------------	-----------	------------------	-----------

U 9586

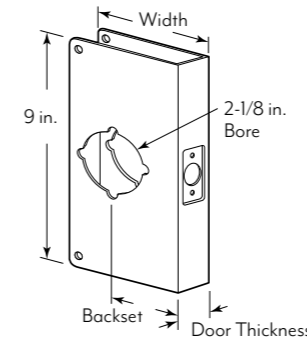
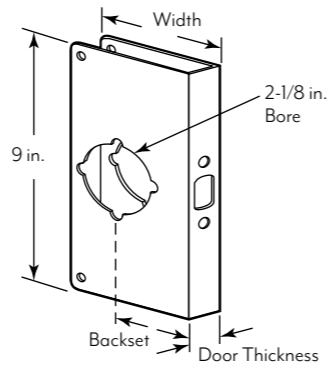
Stainless steel	2-3/8 in.	1-3/4 in.	3-7/8 in.
-----------------	-----------	------------------	-----------

U 9587

Stainless steel	2-3/4 in.	1-3/8 in.	4-5/16 in.
-----------------	------------------	------------------	------------

U 9588

Stainless steel	2-3/4 in.	1-3/4 in.	4-5/16 in.
-----------------	------------------	------------------	------------



Qty: 1, with fasteners.

Solid brass or stainless steel, recessed, reinforces and repairs doors, assists in preventing forced entry, use on wood or metal doors, accommodates key-in-knob locksets or deadbolts.

U 9540

Finish	Backset	Door Thickness	Reinforcer Width
Brass	2-3/8 in.	1-3/8 in.	3-7/8 in.

U 9541

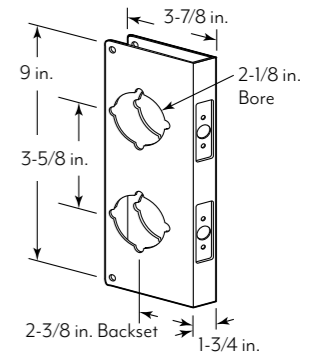
Brass	2-3/8 in.	1-3/4 in.	3-7/8 in.
-------	-----------	------------------	-----------

U 9551

Stainless steel	2-3/8 in.	1-3/4 in.	3-7/8 in.
-----------------	-----------	------------------	-----------

U 9552

Stainless steel	2-3/4 in.	1-3/4 in.	4-5/16 in.
-----------------	------------------	------------------	------------



Qty: 1, with fasteners.

Solid brass, recessed, reinforces and repairs doors, assists in preventing forced entry, use on wood or metal doors, accommodates key-in-knob locksets or deadbolts.

U 9546 (Brass)

U 9559

Finish	Bore	Backset	Hole Spacing	Door Thickness	Reinforcer Width	Reinforcer Height
Brass	2-1/8 in.	2-3/8 in.	3-5/8 in.	1-3/8 in.	3-7/8 in.	9 in.

U 9560

Brass	2-1/8 in.	2-3/8 in.	3-5/8 in.	1-3/4 in.	3-7/8 in.	9 in.
-------	-----------	-----------	-----------	------------------	-----------	-------

U 9537

Brass	2-1/8 in.	2-3/8 in.	5-1/2 in.	1-3/4 in.	3-7/8 in.	10-7/8 in.
-------	-----------	-----------	-----------	------------------	-----------	------------

U 9931

Brass	1-1/2 in. & 2-1/8 in.	2-3/4 in.	5-1/2 in.	1-3/4 in.	4-5/16 in.	10-7/8 in.
-------	-----------------------	------------------	-----------	------------------	------------	------------

U 9479

Brass	2-1/8 in.	2-3/4 in.	5-1/2 in.	1-3/4 in.	4-5/16 in.	10-7/8 in.
-------	-----------	------------------	-----------	------------------	------------	------------

U 9977

Brass	1-1/2 in. & 2-1/8 in.	2-3/4 in.	6 in.	1-3/4 in.	4-5/16 in.	10-7/8 in.
-------	-----------------------	------------------	-------	------------------	------------	------------

U 9577

Antique brass	2-1/8 in.	2-3/8 in.	3-5/8 in.	1-3/4 in.	3-7/8 in.	9 in.
---------------	-----------	-----------	-----------	------------------	-----------	-------

U 9595

Stainless steel	2-1/8 in.	2-3/4 in.	3-5/8 in.	1-3/4 in.	4-5/16 in.	9 in.
-----------------	-----------	------------------	-----------	------------------	------------	-------

U 10539

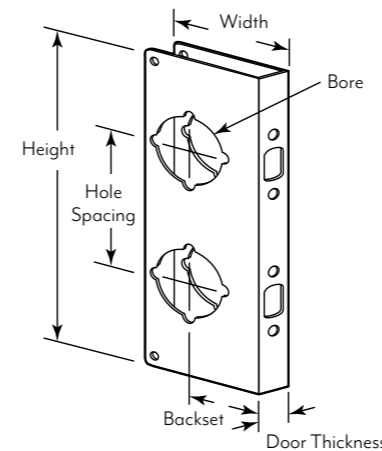
Stainless steel	2-1/8 in.	2-3/8 in.	5-1/2 in.	1-3/4 in.	3-7/8 in.	10-7/8 in.
-----------------	-----------	-----------	-----------	------------------	-----------	------------

U 10546

Stainless steel	2-1/8 in.	2-3/4 in.	5-1/2 in.	1-3/4 in.	4-5/16 in.	10-7/8 in.
-----------------	-----------	------------------	-----------	------------------	------------	------------

U 10750

Bronze	2-1/8 in.	2-3/8 in.	5-1/2 in.	1-3/4 in.	3-7/8 in.	10-7/8 in.
--------	-----------	-----------	-----------	------------------	-----------	------------



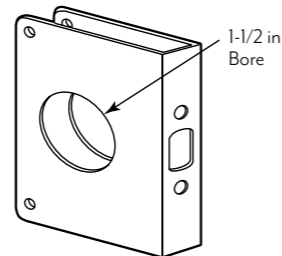
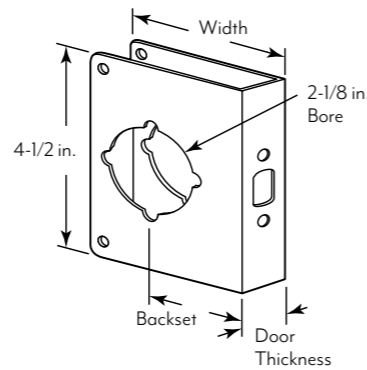
Qty: 1, with fasteners.

Solid brass or stainless steel, non-recessed, reinforces and repairs doors, assists in preventing forced entry, use on wood or metal doors, accommodates key-in-knob locksets or deadbolts.

Qty: 1, with fasteners.

Solid brass or stainless steel, non-recessed, reinforces and repairs doors, assists in preventing forced entry, use on wood or metal doors, accommodates key-in-knob locksets or deadbolts.

	Finish	Bore	Backset	Door Thickness	Reinforcer Width
U 9565	Brass	1-1/2 in.	2-3/8 in.	1-3/4 in.	3-7/8 in.
U 9978	Brass	1-1/2 in.	2-3/4 in.	1-3/4 in.	4-5/16 in.
U 9555	Brass	2-1/8 in.	2-3/8 in.	1-3/8 in.	3-7/8 in.
U 9556	Brass	2-1/8 in.	2-3/8 in.	1-3/4 in.	3-7/8 in.
U 9558	Brass	2-1/8 in.	2-3/4 in.	1-3/4 in.	4-5/16 in.
U 9572	Antique brass	2-1/8 in.	2-3/8 in.	1-3/8 in.	3-7/8 in.
U 9573	Antique brass	2-1/8 in.	2-3/8 in.	1-3/4 in.	3-7/8 in.
U 9575	Antique brass	2-1/8 in.	2-3/4 in.	1-3/4 in.	4-5/16 in.
U 9589	Stainless steel	2-1/8 in.	2-3/8 in.	1-3/8 in.	3-7/8 in.
U 9590	Stainless steel	2-1/8 in.	2-3/8 in.	1-3/4 in.	3-7/8 in.
U 9591	Stainless steel	2-1/8 in.	2-3/4 in.	1-3/8 in.	4-5/16 in.
U 9592	Stainless steel	2-1/8 in.	2-3/4 in.	1-3/4 in.	4-5/16 in.
U 10744	Bronze	2-1/8 in.	2-3/8 in.	1-3/8 in.	3-7/8 in.
U 10745	Bronze	2-1/8 in.	2-3/8 in.	1-3/4 in.	3-7/8 in.



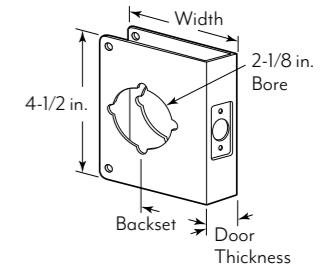

[U 9543](#)

Finish	Backset	Door Thickness	Reinforcer Width
Brass	2-3/8 in.	1-3/8 in.	3-7/8 in.
Brass	2-3/8 in.	1-3/4 in.	3-7/8 in.
Stainless steel	2-3/8 in.	1-3/4 in.	3-7/8 in.
Stainless steel	2-3/4 in.	1-3/4 in.	4-5/16 in.

[U 9544](#)

[U 9553](#)

[U 9554](#)



Qty: 1, with fasteners.

Solid brass or stainless steel, recessed, reinforces and repairs doors, assists in preventing forced entry, use on wood or metal doors, accommodates key-in-knob locksets or deadbolts.

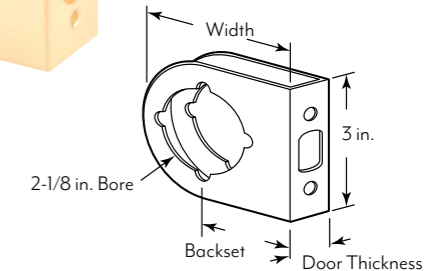

Qty: 1, with fasteners.

Solid brass, non-recessed, reinforces and repairs doors, assists in preventing forced entry, use on wood or metal doors, accommodates key-in-knob locksets or deadbolts.

[U 10260](#)

Finish	Backset	Door Thickness	Reinforcer Width
Brass	2-3/8 in.	1-3/8 in.	3-7/8 in.
Brass	2-3/8 in.	1-3/4 in.	3-7/8 in.

[U 10261](#)



Qty: 1, with fasteners.

Non-recessed, covers unsightly holes and damage, for 1-3/4 in. thick doors.

[U 9492](#) (Stainless steel)

Qty: 1, with fasteners.

Solid brass or stainless steel, non-recessed, reinforces and repairs doors, assists in preventing forced entry, use on wood or metal doors, accommodates key-in-knob locksets or deadbolts.

[U 9566](#)

Finish	Door Thickness
Brass	1-3/8 in.
Brass	1-3/4 in.
Stainless steel	1-3/4 in.

[U 9567](#)

[U 9976](#)



Qty: 1, with fasteners.

Extruded aluminum, used on inswing or outswing doors.

[U 9481](#) (Aluminum anodized)

[U 9482](#) (Gold anodized)





Qty: 1 set, with fasteners.

Heavy gauge steel, wraps around existing door jamb, repairs broken or splintered jambs, white powder coated finish.

U 10893 (2-3/8 in. Backset – 1-3/4 in. thick doors)

U 10895 (2-3/4 in. Backset – 1-3/4 in. thick doors)

U 10902 (Plate only – 1-3/8 in. thick doors, 36 in. long)

U 10896 (Plate only – 1-3/4 in. thick doors, 48 in. long)



Qty: 1 set, with fasteners.

Heavy gauge steel, dual plate design, repairs broken or splintered jambs, powder coated finish.

U 11026 (White)



Qty: 1, with fasteners.

Steel, used on outswing doors, fits rim cylinder night locks.

U 10378 (Brass finish)



6 in. long

12 in. long

Qty: 1 set, with fasteners.

Steel, used on inswing doors, interlocking brackets, for use on wood or metal doors.

U 9511 (Painted gray – 6 in.)

U 9512 (Brass finish – 6 in.)

U 95125 (Satin nickel finish – 6 in.)

U 9513 (Painted gray – 12 in.)

U 9514 (Brass finish – 12 in.)



Qty: 1, with fasteners.

Steel, for commercial aluminum entrance doors, 12 in. long.

U 9507 (Painted gray)



Qty: 1, with fasteners.

Steel, used on outswing doors, for use on 1-3/4 in. thick doors.

U 9509 (Painted gray)

U 10676 (Stainless steel)

U 9510 (Brass finish)



7 in. long

Qty: 1, with fasteners.

Steel, used on outswing doors, for use on 1-3/4 in. thick doors.

U 9500 (Painted gray – 7 in.)

U 9501 (Painted bronze – 7 in.)

U 9502 (Brass finish – 7 in.)

U 9496 (Stainless steel – 7 in.)

U 9503 (Painted gray – 11 in.)

U 9504 (Painted bronze – 11 in.)

U 10027 (Brass finish – 11 in.)



11 in. long

Latch Shields, Adaptor Rings, Cover Plates & Window Locks



Qty: 1, with fasteners.

Steel, fills latch face cut-outs.

- [U 9520](#) (1 in. wide – Painted gray)
- [U 9521](#) (1-1/8 in. wide – Painted gray)
- [U 95215](#) (1-1/8 in. wide – Satin nickel finish)
- [U 9497](#) (1-1/8 in. wide – Brass finish)
- [U 10678](#) (1-1/8 in. wide – Stainless steel)



Qty: 1 set.

Steel, reduces 2-1/8 in. bore to 1-1/2 in.

- [U 9529](#) (Brass finish)



Qty: 1 set, with fasteners.

Steel, 2-5/8 in. O.D., covers 1/2 in. to 2-1/8 in. holes, fits doors up to 1-3/4 in. thick.

- | | |
|--|---|
| U 9515 (Painted gray) | U 10677 (Stainless steel) |
| U 9516 (Brass finish) | U 10446 (Satin nickel finish) |
| U 9531 (Chrome finish) | U 10889 (Bronze finish) |
| U 10888 (Antique brass finish) | U 11453 (Matte black finish) |



Qty: 2

Steel, allows conversion of 2-3/8 in. to 2-3/4 in. backset (or 2-3/4 in. to 2-3/8 in.)

- | | |
|---|---|
| U 9524 (Brass finish) | U 10322 (Satin nickel finish) |
| U 9498 (Antique brass finish) | U 10323 (Bronze finish) |
| U 9517 (Chrome finish) | |



Qty: 2

Extruded aluminum, steel screw.

- [U 9800](#) (Aluminum) [U 9801](#) (Black) [U 9802](#) (White)




Wrench

Qty: 2, with wrench.

Extruded aluminum lock, steel screw, plastic tightening wrench.

- [U 11127](#) (Aluminum) [U 11128](#) (White)



Extruded aluminum lock, steel screw.

- [U 9980](#) (Aluminum – Qty. 2)
- [U 9819](#) (Aluminum – Qty. 4)
- [U 10806](#) (Aluminum – Qty. 1 per bag – 100 per box)
- [U 98198](#) (Black – Qty. 4)
- [U 9982](#) (White – Qty. 2)
- [U 9823](#) (White – Qty. 4)



Qty: 2

Extruded aluminum, vinyl insert protects track.

- [U 10551](#) (Aluminum) [U 10552](#) (White)
- [U 105518](#) (Black)



Qty: 2

Extruded aluminum, vinyl insert protects track.

- [U 9820](#) (Aluminum) [U 9821](#) (White)



Qty: 2, with wrench.

Extruded aluminum lock, steel hex screw, steel tightening wrench.

- [U 9810](#) (Aluminum) [S 4033](#) (Black) [U 9812](#) (White)



Qty: 2

Zinc diecast, adjustable, for vinyl windows, locks in 3 positions.

- [U 9809](#) (White) [U 98098](#) (Matte black)



Qty: 1

Extruded aluminum, cam action.

- [U 9824](#) (Aluminum) [U 9825](#) (White)
- [U 98258](#) (Black)



Qty: 1, with 2 keys.
Diecast, keyed.
U 9839 (White)



Qty: 1
Extruded aluminum, reversible, anti-lift out bar.
U 9833 (Aluminum) **U 9835** (White)



Qty: 1, with fasteners.
Plastic body, steel bolt, 7/8 in. projection, 2-1/2 in. hole spacing.
U 9831 (White)



Qty: 8 pins and 4 keys.
Steel pin with removal key, resists tampering if glass is broken.
U 9845 (Brass finish)



Qty: 1 lock, 2 keys, with fasteners.
Diecast body, hardened steel bolt, keyed, 1-5/16 in. hole spacing.
U 9863 (Brass finish)



Qty: 1 set, with fasteners.
Stamped steel, cam action, 1-3/4 in. hole spacing.
U 9924 (Brass finish) **U 9925** (White)
U 11062 (Satin nickel finish)



Qty: 1 set, 2 keys, with fasteners.
Heavy zinc diecast, cam action, keyed, 2 in. hole spacing.
U 9927 (Brass finish) **U 9928** (White)



Qty: 1 set, 2 keys, with fasteners.
Diecast, cam action, keyed, 2-1/4 in. hole spacing.
U 9933 (White)



Qty: 1 set, 2 keys, with fasteners.
Diecast, cam action, lever release feature, 1-3/4 in. hole spacing.
U 10670 (White)



Qty: 1 set, with fasteners.
Diecast, 3 different keepers.
U 9935 (Brass finish) **U 9936** (White)



Qty: 2, with fasteners.
Plated steel, 7/16 in. projection, flip action.
U 9938 (Brass finish) **U 10683** (Stainless steel)
U 9929 (Antique brass finish)



Qty: 1, with fasteners.
Plated steel, 5/8 in. projection, flip action.
U 9926 (Brass finish)



Qty: 2 sets, with fasteners.
Plated steel, 3/8 in. projection, 1 in. hole spacing.
U 9939 (Brass finish)



Qty: 1 set, with fastener.
Steel pin with chain and holder, 1/8 in. O.D., 1-5/16 in. length.
U 9857 (Chrome finish)



Qty: 2, with fasteners.
Plastic, flip action, 2-1/4 in. hole spacing.
S 4600 (White)



Qty: 1, with wrench.
Extruded aluminum lock, steel hex screws, steel tightening wrench.
U 9815 (Aluminum) **S 4035** (Black) **U 9817** (White)



Qty: 1 set, with fasteners.
Secondary patio door lock, 2 latches, prevents door from being lifted out of track.
U 11037



Qty: 1
Extruded aluminum housing, double thumbscrew.
U 9805 (Aluminum) **U 9807** (White)
U 98078 (Black)




Qty: 1
Extruded aluminum housing, double thumbscrew.
U 10679 (Aluminum)



Qty: 1
Zinc diecast, adjustable, for vinyl patio door, locks in 3 positions.
U 10547 (White)



Qty: 1 lock, 2 keys, with fasteners.
Diecast body, zinc bolt, keyed, 1-5/16 in. hole spacing.
U 9861 (Aluminum finish) **U 9862** (White)
S 4005 (Black)



Qty: 1 lock, 2 keys, with fasteners.
Diecast housing, steel bolt, keyed, 1-3/8 in. hole spacing.

U 9870 (Aluminum finish)




Qty: 1, with fasteners.
Diecast housing, steel bolt.

U 9866 (Aluminum finish) **U 9867** (White)



Qty: 1, with fasteners.
Zamak cast housing, aluminum bolt, twist action, 1-5/8 in. hole spacing.

U 9848 (Zinc) **U 9849** (Black) **U 9850** (White)



Qty: 1, with fasteners.
Steel housing with hardened steel pin, 2 position push/pull action, 1/2 in. projection.

U 9853 (Aluminum finish) **U 9855** (White)




Qty: 1, with fasteners.
Diecast housing, steel bolt, reversible.

U 9874 (White)



Qty: 1, with fasteners.
Diecast housing, hardened steel bolt, foot operation, 5/8 in. projection, 5/8 in. hole spacing.

U 9877 (Aluminum finish) **U 9879** (White)
S 4041 (Black)



Qty: 1 lock, 2 keys, with fasteners.
Diecast housing, zinc bolt, foot operation, 3/4 in. projection.

U 9882 (Aluminum finish) **U 9884** (White)



Qty: 1, with fasteners.
Plastic body, steel bolt, foot operation.

U 9869 (White)



Qty: 1, with fasteners.
Plastic body, steel bolt, foot operation, 2-1/4 in. hole spacing.

U 9865 (White)



Qty: 1, with fasteners.
Plastic body, steel bolt, 13/16 in. projection.

U 9868 (White)



Qty: 1 set, with fasteners.
Steel pin with chain and holder, 3/16 in. O.D., 2-3/8 in. length.

U 9858 (Chrome)



Qty: 1 set, with fasteners.
Steel pin with chain and holder, spring loaded steel ball, 1/4 in. O.D., 2-3/4 in. length.

S 4066 (Chrome)



Qty: 1 lock, 2 keys, with fasteners.
Diecast body, steel bolt, keyed, 1-1/2 in. projection.
U 9997 (Aluminum finish) **U 9919** (White)



Right hand
Qty: 1 set, with fasteners.
Hardened steel rod, diecast bracket and keeper.
U 10537 (Nickel finish – Left hand)
U 10536 (Nickel finish – Right hand)



Qty: 1 set, with fasteners.
Hardened steel rod, diecast bracket and keeper.
U 9846 (Chrome – 1-1/8 in.)
S 4378 (Chrome – 1-7/16 in.)
U 9847 (Chrome – 2-1/8 in.)
S 4380 (Stainless steel – 13/16 in.)



Qty: 2
Clear lucite, 2 piece hinged assembly, adhesive backed.
U 9842 (Clear)



Qty: 1 set, with fasteners.
Aluminum bar, accommodates 28 in. to 48 in. wide inside/ outside patio doors.
U 9920 (Aluminum) **U 9922** (Matte black)
U 9921 (White)



Qty: 1 set, 1 key, with fasteners.
Extruded aluminum bar, stamped steel retainer, plastic retainer with key.
S 4405 (Aluminum – 4 ft. bar – Qty. 50)
S 4220 (White – 4 ft. bar)



Qty: 1 set, with fasteners.
Steel chain and keepers.
U 9905 (Brass finish) **U 103865** (Satin nickel finish)
U 10533 (Antique brass finish) **U 11201** (Classic bronze finish)



Qty: 1 set, with fasteners.
Steel chain, solid brass keepers.
U 9907 (Brass finish) **U 10304** (Satin nickel finish)
U 9913 (Antique brass finish) **U 10305** (Classic bronze finish)
U 9909 (Satin chrome finish) **U 11444** (Matte black finish)



Qty: 1 set, with fasteners.
Steel chain and keepers.
U 9852 (White)



Qty: 1 set, with fasteners.
With sliding bolt.
U 9911 (Solid brass)




Qty: 1 set, 2 keys, with fasteners.
Steel chain and keepers, keyed.
U 9912 (Brass finish) **U 110937** (Bronze finish)
U 9914 (Antique brass finish) **U 9872** (White)
U 11093 (Satin nickel finish) **U 110938** (Matte black finish)




Qty: 1 set, with fasteners.
Solid brass slide bolt, surface and mortise mount keepers.

- [U 9962](#) (Brass – 3 in.)
- [U 9961](#) (Brass – 4 in.)
- [U 10307](#) (Bronze finish – 4 in.)
- [U 10306](#) (Satin nickel finish – 4 in.)
- [U 11448](#) (Matte black finish – 4 in.)



Qty: 1 set, with fasteners.
Steel slide bolt with guide brackets, surface and mortise keepers.

- [U 10267](#) (White)



Qty: 1 set, with fasteners.
Diecast housing, spring loaded, keyed, 2-1/8 in. hole spacing, 3 keepers.

- [U 9885](#) (Brass finish)



Meets Texas building code requirements

Qty: 1 set, with fasteners.
Steel, meets Texas building code requirements.

- [U 10819](#) (Chrome)
- [U 9493](#) (White)
- [U 9494](#) (Gold)



Qty: 1, with fasteners.
Aluminum, designed to withstand 800 lbs. of force, tamper resistant.

- [U 11442](#) (Brass finish)
- [U 10826](#) (Gold anodized)
- [U 10827](#) (Satin nickel)
- [U 11126](#) (Bronze anodized)
- [U 11441](#) (Red bronze)
- [U 11325](#) (Brushed chrome)
- [U 11449](#) (Matte black finish)



Qty: 1, with fasteners.
Aluminum with pull handle, designed to withstand 800 lbs. of force, tamper resistant.

- [U 114706](#) (Brass finish)
- [U 114702](#) (White)
- [U 114705](#) (Satin nickel finish)
- [U 114707](#) (Bronze finish)
- [U 114708](#) (Matte black finish)



Qty: 1, with fasteners.
Steel, flip action.

- [U 9887](#) (Brass finish)
- [U 9873](#) (Antique brass finish)
- [U 10319](#) (Satin nickel finish)
- [U 10321](#) (Bronze finish)
- [U 9888](#) (White)
- [U 103198](#) (Matte black finish)




Qty: 5
Adhesive backed.
[S 4215](#) (Brushed stainless)



Qty: 1 set, with fasteners.
Cast high pressure zamak, defeats lock picking tool by not allowing door to be opened when thumbturn lock is engaged, 3-7/8 in. bar length.

- [U 11315](#) (Brass finish)
- [U 11318](#) (Chrome finish)
- [U 11316](#) (Satin nickel finish)
- [U 11317](#) (Bronze finish)
- [U 11447](#) (Matte black finish)



Qty: 1 set, with fasteners.
Heavy metal casting, (2) 1/16 in. door side riser shims, 3-7/8 in. bar length.

- [U 9897](#) (Brass finish)
- [U 9899](#) (Antique brass finish)
- [U 9900](#) (Chrome finish)
- [U 9901](#) (Brushed chrome finish)
- [U 10308](#) (Satin nickel finish)
- [U 10309](#) (Bronze finish)
- [U 9902](#) (White)
- [U 11446](#) (Matte black finish)



Qty: 1 set, with fasteners.
Zinc diecast, heavy duty, 4-5/8 in. bar length.
[U 11464](#) (Classic bronze finish)



Qty: 1
Solid brass housing, fits 1-3/8 in. to 2-1/8 in. thick doors.



Qty: 1
Solid brass housing, 160°, fits 1-3/8 in. to 2 in. thick doors.
U 9895 (Brass)
U 9983 (Brass – U.L. Listed)
S 4365 (Satin chrome finish – U.L. Listed)
U 10347 (Satin nickel finish – U.L. Listed)
U 10311 (Classic bronze finish – U.L. Listed)



Qty: 1
Solid brass end caps, diecast housing, glass lens, 130°, fits 1-3/4 in. to 2-3/8 in. thick doors.
U 9896 (Brass) **U 10314** (Satin nickel finish)



Qty: 1
High-impact plastic, allows arms length viewing, fits 1-3/8 in. to 2 in. thick doors.
U 9916 (Bronze) **U 9917** (White)
U 9918 (Dark gray)

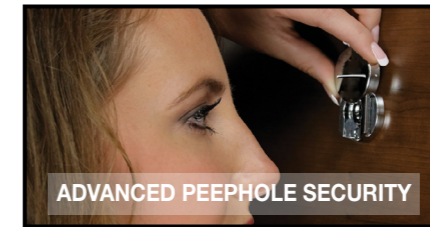
	Finish	View	U.L. Listed	Bore Diameter
U 9892	Brass	180°	No	1/2 in.
U 9893	Brass	180°	No	9/16 in.
U 9891	Brass	200°	Yes	9/16 in.
S 4185	Chrome	180°	No	9/16 in.
S 4366	Satin chrome	200°	Yes	9/16 in.
U 10348	Satin nickel	200°	Yes	9/16 in.
U 10313	Classic bronze	180°	Yes	9/16 in.
U 11455	Matte black	200°	Yes	9/16 in.



Qty: 2
ABS material, snap-on design, 2 sizes to fit 3/8 in. and 5/8 in. door viewers, safeguards against peephole tampering, blocks view for anyone spying with a reverse peephole viewer.
S 5084 (White)



Qty: 1, with fasteners.
ABS material, slide-up cover, safeguards against peephole tampering, blocks view for anyone spying with a reverse peephole viewer.
S 5086 (Satin gray) **S 5088** (Brown)



Qty: 1
Diecast, 5-13/16 in. hole spacing.
U 10366 (Satin nickel finish)



Qty: 1, with fasteners.
Diecast housing, solid brass viewer, 160°, fits 1-3/8 in. to 1-3/4 in. thick doors.
S 4235 (Antique brass finish) **U 10327** (Satin nickel finish)



Qty: 1
Solid brass, inside mount, swivel design.
S 4793 (Satin chrome finish – 9/16 in.)



Qty: 1
Exterior plate with name tag, 200° glass lens, interior housing has twin bell tones, no batteries needed.
U 10814



Qty: 1 set, with fasteners.
Diecast latch, 2-3/8 in. backset, 2 in. O.D. glass knobs with steel base, steel rosettes.

- [E 28326](#) (Brass finish) [E 28327](#) (Bronze finish)
- [E 28325](#) (Satin nickel finish) [E 28328](#) (Matte black finish)



Qty: 1 set.
Glass knobs with steel base, 2 in. O.D., 17/64 in. square spindle.

- [E 28316](#) (Brass finish) [E 28317](#) (Bronze finish)
- [E 28314](#) (Chrome) [E 28318](#) (Matte black finish)
- [E 28315](#) (Satin nickel finish)



Qty: 1 set.
Steel, 2-1/4 in. O.D., 17/64 in. square spindle.

- [E 2280](#) (Brass finish) [E 2498](#) (Satin nickel finish)
- [E 2319](#) (White) [E 2499](#) (Bronze finish)



Qty: 1 set.
2-3/16 in. O.D., 17/64 in. square spindle.

- [E 2297](#) (Solid brass)



Qty: 1 set.
Steel knobs and spindle, silencer bushing.

- [E 2642](#) (Brass finish) [E 2643](#) (Satin nickel finish)



Qty: 1 set.
Steel levers and spindle, silencer bushing.

- [E 2660](#) (Brass finish) [E 2666](#) (Classic bronze finish)
- [E 2663](#) (Satin nickel finish)



Qty: 1 set, 2 keys, with fasteners.
Steel trim plates and case, glass knobs with steel base, keyed, interior use only.

- [E 28336](#) (Brass finish) [E 28337](#) (Bronze finish)
- [E 28335](#) (Satin nickel finish) [E 28338](#) (Matte black finish)



Qty: 1 set, 2 keys, with fasteners.
Steel trim plates, case and knobs, keyed, interior use only.

- [E 2293](#) (Brass finish) [E 2495](#) (Bronze finish)
- [E 2330](#) (Satin nickel finish) [E 2798](#) (Matte black finish)



Qty: 1 set, 2 keys, with fasteners.
Cast steel lock and keeper, steel knobs and rosettes, keyed, surface mount.

- [E 2437](#) (Brass finish)



Qty: 1 set, 2 keys, with fasteners.
Cast steel lock and keeper, steel knobs and rosettes, keyed, surface mount.

- [E 2478](#) (Brass finish)



Qty: 1 set, 2 keys, with fasteners.
Brass plated steel, keyed, spindle hole accepts 1/4 in. to 5/16 in. square spindles, 2-3/8 in. backset.

- [E 2294](#) (Brass finish) [E 22947](#) (Bronze finish)
- [E 22945](#) (Satin nickel finish)

Rosettes & Escutcheon Plates, Cylinder Locks & Re-Key A Lock



Qty: 2, with fasteners.
Steel, screw mounted.

- E 2282** (2-1/4 in. – Brass finish)
- E 2541** (2-1/2 in. – Brass finish)
- E 2439** (2-1/4 in. – Chrome)
- E 2542** (2-1/2 in. – Satin nickel finish)
- E 2543** (2-1/2 in. – Bronze finish)



Qty: 2, with fasteners.
Screw mounted, 3 in. O.D.
E 2296 (Solid brass)



Steel, threaded, 17/64 in. square.
E 2459 (Qty. 2 per card) **E 2434** (Qty. 10 per box)



Qty: 2, with fasteners.
Steel, 1-3/16 in. and 5-7/8 in. hole spacing.
E 2295 (Brass finish) **E 2718** (Satin nickel finish)



Qty: 1 set, with fasteners.
Diecast latch, 2-3/8 in. backset, steel strike with adjustable tab.
E 2281 (Brass finish) **E 2772** (Bronze finish)
E 2440 (Chrome)



Qty: 1 set, 2 keys, with fasteners.
Kwikset keyway, heavy duty diecast, 5-pin tumbler.
U 9965 (Brass finish)
U 10527 (Brass finish – Qty. 2 pack, keyed alike)
U 11295 (Satin nickel finish) **U 11296** (Classic bronze finish)



Qty: 1 set, 2 keys, with fasteners.
Schlage keyway, heavy duty diecast, 5-pin tumbler.
U 9966 (Brass face)



Qty: 1 lock, 2 keys.
Solid brass, 5 pin tumbler, 2 cams, Segal keyway.
E 2562




Qty: 1 set, 3 keys.
Includes all necessary tools, 3 keys and enough pins to re-key up to six locks, color coded pins for easy re-keying.
E 2400 (Kwikset)



Qty: 1 set, 3 keys.
Includes all necessary tools, 3 keys and enough pins to re-key up to six locks, color coded pins for easy re-keying.
E 2402 (Schlage "C")



Qty: 1 set, 3 keys.
Includes all necessary tools, 3 keys and enough pins to re-key up to six locks, color coded pins for easy re-keying.
E 2404 (Weiser)




Qty: 1 set, 2 keys, with fasteners.

Diecast, spring latch for automatic locking, single cylinder, 5-pin tumbler, Kwikset® keyway, for 1-3/8 in. to 2-3/8 in. thick doors.

U 9967 (Brass painted)


U 10516 (Satin nickel finish)



Qty: 1 set, 2 keys, with fasteners.

Diecast, 5-pin tumbler, Kwikset® keyway.

U 9956 (Brass painted)




Qty: 1 set, 2 keys, with fasteners.

Diecast, single cylinder, 5-pin tumbler, Kwikset® keyway, for 1-3/8 in. to 2-3/8 in. thick doors.

U 9970 (Brass painted)

U 10817 (Satin nickel finish)


U 9971 (White)



Qty: 1 set, 2 keys, with fasteners.

Diecast, double cylinder, 5-pin tumbler, Kwikset® keyway, for 1-3/8 in. to 2-3/8 in. thick doors.

U 9972 (Brass painted)



Qty: 1 set, 2 keys, with fasteners.

Cast bronze housing and keepers, single cylinder, 5-pin tumbler, Segal® keyway, for 1-3/8 in. to 2-3/8 in. thick doors.

U 10530



Qty: 1 set, 2 keys, with fasteners.

Cast bronze housing and keepers, solid brass 5-pin tumbler cylinder, Segal® keyway.

	Strike Supplied	Finish	Standard Packaging	Keying	Box Qty.
SE 15361	Angle & Flat	Brushed Brass	Clamshell	KD	3
SE 15323	Flat	Brushed Chrome	Clamshell	KD	3
SE 15316	Angle	Brushed Brass	Box	KD	6
SE 15326	Flat	Brushed Brass	Box	KD	6
SE 15366	Angle & Flat	Brushed Brass	Box	KD	6
SE 15726	Flat	Brushed Brass	Box	KA	6
SE 15328	Flat	Brushed Chrome	Box	KD	6
SE 15728	Flat	Brushed Chrome	Box	KA	6
SE 15332	Angle & Flat	Brushed Chrome	Box	KA	6



Flat strike




Angle strike



Qty: 1 set, 2 keys, with fasteners.

Cast bronze housing and keepers, double cylinder, solid brass 5-pin tumbler cylinder, Segal® keyway.


	Strike Supplied	Finish	Standard Packaging	Keying	Box Qty.
SE 19361	Angle & Flat	Brushed Brass	Clamshell	KD	3
SE 19316	Angle	Brushed Brass	Box	KD	6
SE 19326	Flat	Brushed Brass	Box	KD	6
SE 19323	Flat	Brushed Chrome	Box	KD	6



Flat strike




Angle strike



Qty: 1 set, 2 keys, with fasteners.

Cast bronze housing and keepers, solid brass 5-pin tumbler cylinder, Segal® keyway.

[SE 13312](#) (Brushed brass finish)



Qty: 1 set, 2 keys, with fasteners.

Cast bronze housing and keepers, solid brass 5-pin tumbler cylinder, Segal® keyway.

[SE 13222](#) (Brushed brass finish)




Qty: 1 set, 2 keys, with fasteners.

Cast bronze housing and keepers, automatic relocking bolt, solid brass 5-pin tumbler cylinder, Segal® keyway.

	Strike Supplied	Finish	Standard Packaging	Keying	Box Qty.
SE 14326	Angle & Flat	Brushed Brass	Clamshell	KD	3
SE 14328	Angle & Flat	Brushed Chrome	Clamshell	KD	3
SE 14327	Flat	Brushed Brass	Box	KD	6



Angle strike



Flat strike






Qty: 1 set, 2 keys, with fasteners.
Solid brass knobs and rosettes, high pressure diecast zamak case, keyed, fits 1-3/8 in. to 1-3/4 in. thick doors, 2-1/2 in. backset.
SE 27580 (Polished brass – right handed)
SE 27570 (Polished brass – left handed)



Qty: 1 set, 2 keys, with fasteners.
Solid brass knobs and rosettes, high pressure diecast zamak case, keyed, fits 1-3/8 in. to 1-3/4 in. thick doors, 2-1/2 in. backset.
SE 26000 (Polished brass – left handed)
SE 26010 (Polished brass – right handed)
SE 27590 (Satin nickel – left handed)
SE 27600 (Satin nickel – right handed)



Qty: 50
Solid brass, original Segal® keyway.
SE 70001



Qty: 1
Cast bronze.
SE 15308 (Brushed brass – 1/4 in.)
SE 15309 (Brushed brass – 1/2 in.)




Qty: 1 lock, 2 keys, with fasteners.
Fits doors 1-1/4 in. to 3 in. thick, 5-pin tumbler.

	Materials	Finish	Standard Packaging	Keying	Box Qty.
SE 70002	Brass	Brushed Brass	Clamshell	KD	6
SE 70003	Brass	Brushed Chrome	Clamshell	KD	6
SE 70007	Brass	Brushed Brass	Box	KD	6
SE 66007	Zinc	Brass Plated	Box	KD	6

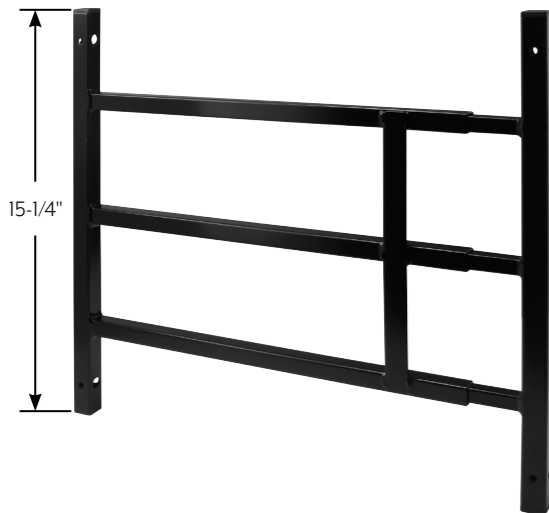


Qty: 1 set, with fasteners.
Cast bronze base, riveted steel motorcycle chain.
SE 25300 (Cast bronze)





- Child-safe 3-7/8 in. bar spacing, inside mount
- Telescoping tubular bar design adjusts to fit a wide variety of window openings
- Approved by the New York City Department of Health and Mental Hygiene, HDWG #04-09-2010
- Quick release feature for fast window guard removal in emergencies with distinct 3-step removal procedure to discourage toddlers (egress version only)
- Tamper resistant screws to keep window guard firmly attached
- Easy to install
- U.S. Patent: No. 8443550
- Tested and Met Requirements Specified in ASTM F 2090 Sections 5.2, 5.3, 5.4



15-1/4 in. Fixed 3 Bar Window Grill

Finish	Width Expandable		
	15-3/4 in. to 22 in.	23-1/2 in. to 38 in.	32-1/2 in. to 54 in.
Black	S 4747	S 4751	S 4755
White	S 4748	S 4752	S 4756
Bronze	—	S 4754	S 4758



21-1/4 in. Fixed 4 Bar Window Grill

Finish	Width Expandable		
	15-3/4 in. to 22 in.	23-1/2 in. to 38 in.	32-1/2 in. to 54 in.
Black	S 4759	S 4763	S 4767
White	S 4760	S 4764	S 4768
Bronze	S 4762	S 4766	S 4770



Egress
21-1/4 in. Hinged 4 Bar Window Grill

Finish	Width Expandable		
	14 in. to 22 in.	22 in. to 38 in.	31 in. to 54 in.
Black	S 4771	S 4775	S 4779
White	S 4772	S 4776	S 4780
Bronze	—	S 4778	S 4782



Installs in brick structures, fits 1/2 in. thick plywood, re-usable, plywood greater than 48 in. should be reinforced by attaching 2 in. x 4 in.'s along edge for increased strength.

S 5100 (Zinc plated – 20 per clamshell)
MP5099 (Black – 50 per bag)



Qty: 1 set, 2 keys, with fasteners.
Steel hasp, diecast lock housing, keyed.
U 9951 (Zinc)



Qty: 1 set, 2 keys.
Steel, fits up to 5/16 in. thick glass, adjustable, keyed.
U 9949 (Chrome)



Qty: 1 set, with fasteners.
Cast aluminum, 15/16 in. hole spacing.
U 10881 (Brass finish) **U 10883** (Classic bronze)
U 10882 (Satin nickel finish)




Qty: 1 lock, 2 keys.
Diecast, keyed, deters tampering, for use with a knob handle set.
S 4180 (Gray – carded) **S 41885** (Satin nickel)
EP 4180 (Gray – polybagged) **S 41888** (Matte black)



Qty: 1 lock, 2 keys.
Diecast, keyed, deters tampering, for use with a lever handle set.
S 4181 (Gray)



Qty: 1 set, 2 keys, with fasteners.
Self latching, keyed, Chicago keyway, fits up to a 7/8 in. thick panel.
U 10665 (Brass finish)



Qty: 1 set, 2 keys, with fasteners.
Keyed, Chicago keyway, fits up to a 7/8 in. thick panel.
U 10666 (Brass finish)



Qty: 1 set, 2 keys, with fasteners.
Keyed, Chicago keyway, fits up to a 1 in. thick panel.
U 10667 (Brass finish)



Diecast, keyed, 5/16 in. projection, 1-7/16 in. hole spacing, Yale keyway.
U 9947 (Brass finish – 1 lock, 2 keys per package)
CCEP 9947KA (Brass finish – 1 set, 2 keys per bag, 20 bags per box)



Qty: 1 set, 2 keys.
Diecast housing, stainless steel face,
3 steel cams.

	Finish	Max. Door Thickness	Cylinder Length	Keyed Alike
U 9942	Brass	5/16 in.	5/8 in.	No
U 9944	Brass	9/16 in.	7/8 in.	No
U 9944KA	Brass	9/16 in.	7/8 in.	Yes
U 9946	Brass	13/16 in.	1-1/8 in.	No
U 9946KA	Brass	13/16 in.	1-1/8 in.	Yes
U 9953	Brass	1 in.	1-3/8 in.	No
U 9953KA	Brass	1 in.	1-3/8 in.	Yes
U 9941	Chrome	5/16 in.	5/8 in.	No
U 9941KA	Chrome	5/16 in.	5/8 in.	Yes
U 9943	Chrome	9/16 in.	7/8 in.	No
U 9943KA	Chrome	9/16 in.	7/8 in.	Yes
U 9945	Chrome	13/16 in.	1-1/8 in.	No
U 9945KA	Chrome	13/16 in.	1-1/8 in.	Yes
U 9950	Chrome	1 in.	1-3/8 in.	No
U 9950KA	Chrome	1 in.	1-3/8 in.	Yes
U 11088	Classic Bronze	13/16 in.	1-1/8 in.	No
U 11089	Classic Bronze	1 in.	1-3/8 in.	No



Qty: 1 lock, 2 keys, with fasteners.
Steel, offset key cylinder, 1/4 in. projection, 1-7/16 in. hole spacing.
[S 4048](#) (Brass finish – carded) [S 4048C](#) (Brass finish – clam)



Qty: 1 lock, 2 keys, with fasteners.
Steel, offset key cylinder, 5/16 in. projection.
[S 4049](#) (Brass finish)



Qty: 1 lock, 2 keys, with fasteners.
Steel, offset key cylinder, 1/2 in. projection.
[S 4086](#) (Brass finish)

[CCEP 9946KA](#)

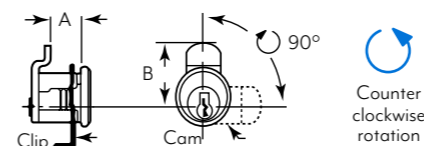
	Finish	Max. Door Thickness	Cylinder Length
CCEP 9946KA	Brass	13/16 in.	1-1/8 in.
CCEP 9941KA	Chrome	5/16 in.	5/8 in.
CCEP 9943KA	Chrome	9/16 in.	7/8 in.
CCEP 9945KA	Chrome	13/16 in.	1-1/8 in.
CCEP 9950KA	Chrome	1 in.	1-3/8 in.



Qty: 1 set, 2 keys per bag, 20 bags per box.
Diecast housing, stainless steel face, 3 steel cams, keyed alike.

Qty: 1 set, 2 keys.
Diecast cylinder, 5-pin cylinder, 5 steel cams.
[S 4140](#) (Nickel – carded) [U 9940](#) (Brass)
[S 4140C](#) (Nickel – clam)

Replaces	Dimensions		Turn to Open	Locked Cam Position
	A	B		
American Device	7/16 in.	1-7/16 in.	90° CCW	Left
Florence	11/32 in.	15/16 in.	90° CCW	Up
Miami-Carey	5/16 in.	13/16 in.	90° CCW	Up
Bommer	7/8 in.	1-7/32 in.	90° CCW	Down
Auth	9/32 in.	1-3/32 in.	90° CCW	Left



Counter clockwise rotation



Qty: 1 set, 2 keys.
Diecast cylinder with dust cover, spring steel locking clip, steel cam, fits Auth Electric.
[S 4302](#)



Clockwise rotation



Qty: 1 set, 2 keys.
Diecast cylinder, 5-pin tumbler, spring steel locking clip, steel cam.
[S 4130](#) (Nickel)

Replaces	Locked Cam Position	Keyway
Florence	Up	Hudson

Mailbox Locks



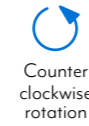
Clockwise rotation

Qty: 1 set, 2 keys.

Diecast cylinder, 5-pin tumbler, spring steel locking clip, steel cam.

S 4136 (Nickel – carded) **S 4136C** (Nickel – clam)

Replaces	Locked Cam Position	Keyway
Dura-Steel	Down	Hudson



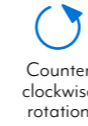
Counter clockwise rotation

Qty: 1 set, 2 keys.

Diecast cylinder, 5-pin tumbler, spring steel locking clip, steel cam.

S 4125 (Nickel – carded) **S 4125C** (Nickel – clam)

Replaces	Locked Cam Position	Keyway
Bommer	Left	Hudson



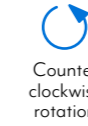
Counter clockwise rotation

Qty: 1 set, 2 keys.

Diecast cylinder, 5-pin tumbler, spring steel locking clip, steel cam.

S 4127 (Nickel)

Replaces	Locked Cam Position	Keyway
Bommer	Down	Hudson



Counter clockwise rotation

Qty: 1 set, 2 keys.

Diecast cylinder, 5-pin tumbler, spring steel locking clip, steel cam.

S 4128 (Nickel)

Replaces	Locked Cam Position	Keyway
Auth Electric	Left	Hudson



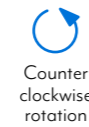
Counter clockwise rotation

Qty: 1 set, 2 keys.

Diecast cylinder, 5-pin tumbler, spring steel locking clip, steel cam.

S 4129 (Nickel – carded) **S 4129C** (Nickel – clam)

Replaces	Locked Cam Position	Keyway
American Device	Left	Hudson



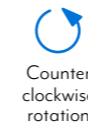
Counter clockwise rotation

Qty: 1 set, 2 keys.

Diecast cylinder, 5-pin tumbler, spring steel locking clip, steel cam.

S 4133 (Nickel)

Replaces	Locked Cam Position	Keyway
Cutler	Left	Hudson



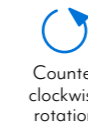
Counter clockwise rotation

Qty: 1 set, 2 keys.

Diecast cylinder, 5-pin tumbler, spring steel locking clip, steel cam.

S 4137 (Nickel – carded) **S 4137C** (Nickel – clam)

Replaces	Locked Cam Position	Keyway
Jensen General	Left	Hudson



Counter clockwise rotation

Qty: 1 set, 2 keys.

Diecast cylinder, 5-pin tumbler, spring steel locking clip, steel cam.

S 4138 (Nickel)

Replaces	Locked Cam Position	Keyway
Bommer Hook	Left	Hudson




Counter clockwise rotation

Qty: 1 set, 2 keys.

Diecast cylinder, 5-pin tumbler, spring steel locking clip, steel cam.

S 4315 (Nickel)

Replaces	Locked Cam Position	Keyway
Florence	Up	National



Clockwise rotation

OR
Counter clockwise rotation

Clockwise rotation shown

Qty: 1 set, 2 keys.

Diecast cylinder, 5-pin tumbler, spring steel locking clip, fits Auth Florence.

S 4710 (Nickel – with dust cover – clockwise rotation – carded)

S 4710C (Nickel – with dust cover – clockwise rotation – clam)

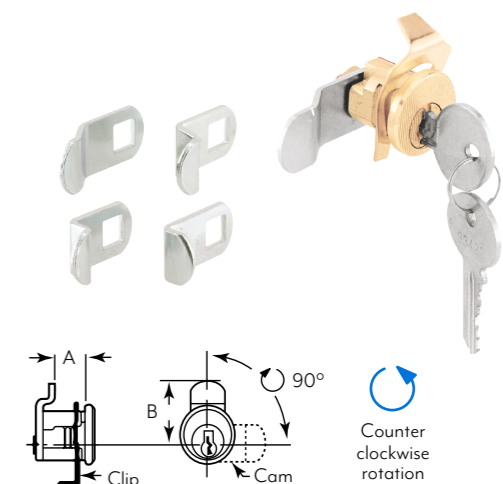
S 4711 (Nickel – counter clockwise rotation)

Qty: 1 set, 2 keys.


Diecast cylinder, 5-pin tumbler, spring steel locking clip, 5 steel cams.

S 4634 (Brass finish – carded) **S 4634C** (Brass finish – clam)

Replaces	Dimensions		Turn to Open	Locked Cam Position
	A	B		
American Device	7/16 in.	1-7/16 in.	90° CCW	Left
Florence	11/32 in.	15/16 in.	90° CCW	Up
Miami-Carey	5/16 in.	13/16 in.	90° CCW	Up
Bommer	7/8 in.	1-7/32 in.	90° CCW	Down
Auth	9/32 in.	1-3/32 in.	90° CCW	Left



Counter clockwise rotation



Clockwise rotation

Qty: 1 set, 2 keys.

Diecast cylinder, 3 steel cam and lock nut.

S 4648 (Brass finish – carded) **S 4139** (Chrome – carded)

S 4648C (Brass finish – clam) **S 4139C** (Chrome – clam)




Counter clockwise rotation

Qty: 1 set, 2 keys.

Diecast cylinder with dust cover, 5-pin tumbler, spring steel locking clip, 5 steel cams.

S 4533 (Nickel – with dust cover – carded)

S 4533C (Nickel – with dust cover – clam)



Counter clockwise rotation

Qty: 1 set, 2 keys.

Diecast cylinder with dust cover, 5-pin tumbler, spring steel locking clip, 5 steel cams.

S 4573 (Nickel – carded) **S 4573C** (Nickel – clam)



Counter clockwise rotation

Qty: 1 set, 2 keys.

Diecast cylinder with dust cover, 5-pin tumbler, spring steel locking clip, 9 steel cams.

S 4531 (National keyway – carded)

S 4531C (National keyway – clam)



Clockwise rotation

Qty: 1 set, 2 keys.

Diecast cylinder with dust cover, 5-pin tumbler, spring steel locking clip, 5 steel cams.

S 4526 (National keyway – carded)



Qty: 20

Plastic, 1-1/4 in. square.

EP 4269 (Carded)


S 4269 (Polybagged)



Qty: 1, with fasteners.

Stainless steel, made to fit all 11 in. in-door mail slots.

S 4784



Qty: 1, with fasteners.

Stainless steel, made to fit all 7-1/2 in. in-door mail slots.

S 4817

Keyed Item Information

	Product Status	Keyed Alike	Keyed Different	Key Blank	Description
CCEP 9941KA	Active	Yes		Yale Y-II	20 pieces per box
CCEP 9942KA	Disco	Yes		Yale Y-II	20 pieces per box
CCEP 9943KA	Active	Yes		Yale Y-II	20 pieces per box
CCEP 9944KA	Disco	Yes		Yale Y-II	20 pieces per box
CCEP 9945KA	Active	Yes		Yale Y-II	20 pieces per box
CCEP 9946KA	Active	Yes		Yale Y-II	20 pieces per box
CCEP 9950KA	Active	Yes		Yale Y-II	20 pieces per box
CCEP 9953KA	Obsolete	Yes		Yale Y-II	20 pieces per box
E 2293	Active			Contact Prime-Line	Skeleton Key
E 2294	Active			Contact Prime-Line	Skeleton Key
E 2311	Active			Contact Prime-Line	Skeleton Key
E 2330	Active			Contact Prime-Line	Skeleton Key
E 2437	Active			Contact Prime-Line	Skeleton Key
E 2478	Active			Contact Prime-Line	Skeleton Key
E 2494	Pre-Prod			Contact Prime-Line	Skeleton Key
E 2495	Active			Contact Prime-Line	Skeleton Key
E 2496	Active			Contact Prime-Line	Skeleton Key
E 2497	Active			Contact Prime-Line	Skeleton Key
S 4048	Active			N/A	—
S 4049	Active			N/A	—
S 4051	Disco		Yes	ILCO 1180S (XL7)	XL-1 Keyway
S 4053	Obsolete		Yes	ILCO 1180S (XL7)	XL-1 Keyway
S 4054	Obsolete		Yes	ILCO 1180S (XL7)	XL-1 Keyway
S 4055	Obsolete		Yes	ILCO 1180S (XL7)	XL-Keyway
S 4086	Active			N/A	—
S 4125	Active		Yes	ILCO 1003M	Hudson Keyway
S 4126	Obsolete		Yes	ILCO 1003M	Hudson Keyway
S 4127	Active		Yes	ILCO 1003M	Hudson Keyway
S 4128	Active		Yes	ILCO 1003M	Hudson Keyway
S 4129	Active		Yes	ILCO 1003M	Hudson Keyway

	Product Status	Keyed Alike	Keyed Different	Key Blank	Description
S 4130	Active		Yes	ILCO 1003M	Hudson Keyway
S 4131	Obsolete		Yes	ILCO 1003M	Hudson Keyway
S 4132	Disco		Yes	ILCO 1003M	Hudson Keyway
S 4133	Active		Yes	ILCO 1003M	Hudson Keyway
S 4134	Disco		Yes	ILCO 1003M	Hudson Keyway
S 4136	Active		Yes	ILCO 1003M	Hudson Keyway
S 4137	Active		Yes	ILCO 1003M	Hudson Keyway
S 4138	Active		Yes	ILCO 1003M	Hudson Keyway
S 4139	Active		Yes	ILCO 1098 (98X)	Hudson Keyway
S 4140	Active		Yes	ILCO 1003M	Hudson Keyway
S 4297	Obsolete		Yes	ILCO 1003M	Hudson Keyway
S 4180	Active			ILCO 1041GA	Chicago Keyway
S 4299	Disco		Yes	ILCO 1003M	Hudson Keyway
S 4300	Obsolete			ILCO 1003M	Hudson Keyway
S 4301	Disco			ILCO 1003M	Hudson Keyway
S 4302	Active			ILCO 1003M	Hudson Keyway
S 4303	Disco			ILCO 1003M	Hudson Keyway
S 4310	Obsolete		Yes	ILCO 51064A (NA14)	National Keyway
S 4311	Obsolete		Yes	ILCO 51064A (NA14)	National Keyway
S 4312	Obsolete		Yes	ILCO 51064A (NA14)	National Keyway
S 4313	Disco		Yes	ILCO 1180S (XL7)	XL-1 Keyway
S 4314	Obsolete		Yes	ILCO 1180S (XL7)	XL-1 Keyway
S 4315	Active		Yes	ILCO 51064A (NA14)	National Keyway
S 4316	Disco		Yes	ILCO 51064A (NA14)	National Keyway
S 4317	Obsolete		Yes	ILCO 1180S (XL7)	XL-1 Keyway
S 4318	Obsolete		Yes	ILCO 51064A (NA14)	National Keyway
S 4319	Obsolete		Yes	ILCO 51064A (NA14)	National Keyway
S 4322	Obsolete		Yes	ILCO 51064A (NA14)	National Keyway
S 4390	Obsolete		Yes	ILCO 1098M	B1 Keyway
S 4499	Obsolete		Yes	ILCO 1003M	Hudson Keyway

Keyed Item Information

	Product Status	Keyed Alike	Keyed Different	Key Blank	Description
S 4530	Pre-Prod		Yes	ILCO I180S (XL7)	XL-1 Keyway
S 4531	Active		Yes	ILCO 51064A (NA14)	National Keyway
S 4532	Disco		Yes	ILCO 1003M	Hudson Keyway
S 4533	Active		Yes	ILCO 1003M	Hudson Keyway
S 4634	Active		Yes	ILCO 1003M	Hudson Keyway
S 4648	Active		Yes	ILCO 1003M	Hudson Keyway
U 9838	Active		Yes	ILCO 1098M	BI Keyway
U 9839	Active		Yes	ILCO 1098M	BI Keyway
U 9861	Active		Yes	Yale Y-13	Yale Keyway
U 9863	Active		Yes	Yale Y-11	Yale Keyway
U 9870	Active	Yes		Contact Prime-Line	—
U 9871	Obsolete	Yes		Contact Prime-Line	—
U 9872	Active		Yes	ILCO 1098M	BI Keyway
U 9882	Active		Yes	ILCO 1098M	BI Keyway
U 9883	Obsolete		Yes	ILCO 1098M	BI Keyway
U 9884	Active		Yes	ILCO 1098M	BI Keyway
U 9885	Active		Yes	ILCO 1098M	BI Keyway
U 9912	Active		Yes	ILCO 1098M	BI Keyway
U 9914	Active		Yes	ILCO 1098M	BI Keyway
U 9919	Active		Yes	ILCO 1098M	BI Keyway
U 9927	Active		Yes	ILCO 1098M	BI Keyway
U 9928	Active		Yes	ILCO 1098M	BI Keyway
U 9932	Disco		Yes	ILCO 1041T	Chicago Keyway
U 9933	Active		Yes	ILCO 1041T	Chicago Keyway
U 9940	Active		Yes	ILCO 1003M	Hudson Keyway
U 9941	Active		Yes	Yale Y-11	Yale Keyway
U 9942	Active		Yes	Yale Y-11	Yale Keyway
U 9943	Active		Yes	Yale Y-11	Yale Keyway
U 9944	Active		Yes	Yale Y-11	Yale Keyway
U 9945	Active		Yes	Yale Y-11	Yale Keyway

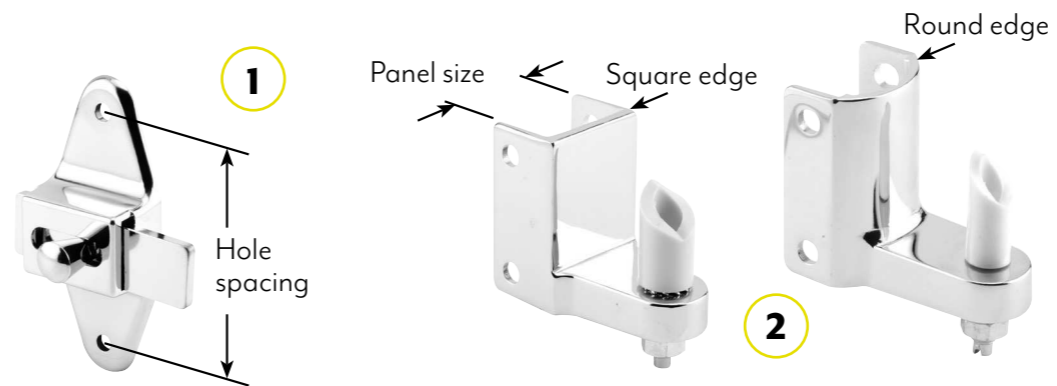
	Product Status	Keyed Alike	Keyed Different	Key Blank	Description
U 9946	Active		Yes	Yale Y-11	Yale Keyway
U 9947	Active		Yes	Yale Y-13	Yale Keyway
U 9949	Active		Yes	N/A	—
U 9950	Active		Yes	Yale Y-11	Yale Keyway
U 9951	Active		Yes	ILCO 1098M	BI Keyway
U 9952	Obsolete		Yes	ILCO 1098M	BI Keyway
U 9953	Active		Yes	Yale Y-11	Yale Keyway
U 9956	Active			KW-1	Kwikset Keyway
U 9965	Active			KW-1	Kwikset Keyway
U 9966	Active			ILCO SC-1	Schlage Keyway
U 9967	Active			KW-1	Kwikset Keyway
U 9968	Disco			KW-1	Kwikset Keyway
U 9969	Obsolete			KW-1	Kwikset Keyway
U 9970	Active			KW-1	Kwikset Keyway
U 9971	Active			KW-1	Kwikset Keyway
U 9972	Active			KW-1	Kwikset Keyway
U 9973	Obsolete			KW-1	Kwikset Keyway
U 9974	Obsolete			KW-1	Kwikset Keyway
U 9997	Active		Yes	ILCO 1098M	BI Keyway
U 10530	Active			SE1	Segal Keyway
U 10531	Obsolete			SE1	Segal Keyway
U 10665	Active		Yes	ILCO 1041T	Chicago Keyway
U 10666	Active		Yes	ILCO 1041T	Chicago Keyway
U 10667	Active		Yes	ILCO 1041T	Chicago Keyway



Originally established in 1975, we have been supplying hardware for installing and maintaining toilet partitions, in public restrooms, for over 40 years.

In order to identify your system:

1. Review the hole spacing (distance from the center of the first hole to the center of the second hole).
2. Select the correct panel size as well as the panel type (either square edge or round edge).
3. Review the handing guide below.



656-6530
Strike & Keeper

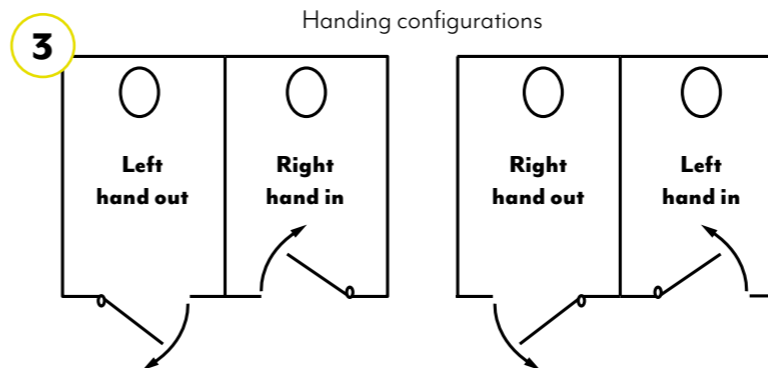


658-6614
Concealed Latch



656-2472
Door Insert

Guide for ordering surface mounted hinges:



656-6377
Wall Bracket



658-8241
Hinge

Section Table of Contents

[How To Use The Catalog](#)

[Cams](#)

[Coat Hooks](#)

[Concealed Latches](#)

[Door Stops](#)

[Fasteners & Tools](#)

[Headrail Accessories](#)

[Hinge Pins](#)

[Hinges](#)

[Pivot Hinges](#)

[Privacy cover](#)

[Pulls](#)

[Qwik Fix Kits](#)

[Strikes & Keepers](#)

[Supports](#)

[Surface Latches](#)

[Wall Brackets](#)

[Wall Stops](#)

Clickable links for Prime-Line social media.

SENTRY SUPPLY

Toilet Partition Hardware




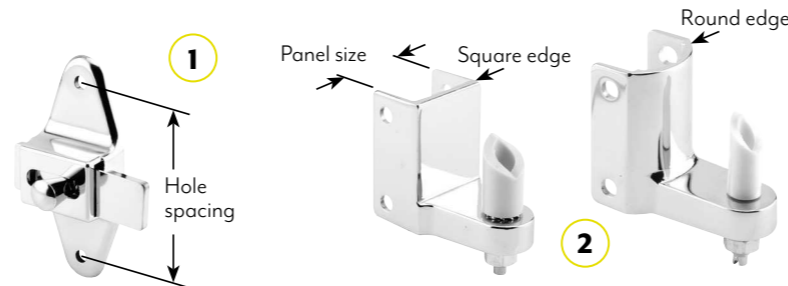
Originally established in 1975, we have been supplying hardware for installing and maintaining toilet partitions, in public restrooms, for over 40 years.



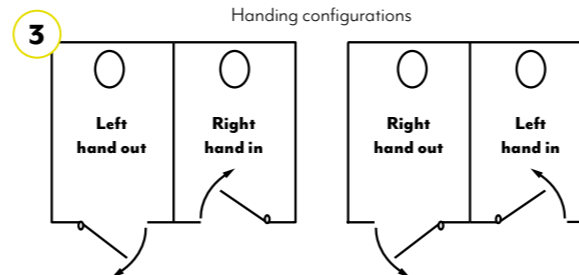
RETURN TO MASTER TOC

In order to identify your system:

1. Review the hole spacing (distance from the center of the first hole to the center of the second hole).
2. Select the correct panel size as well as the panel type (either square edge or round edge).
3. Review the handing guide below.



Guide for ordering surface mounted hinges:



Section Table of Contents

How To Use The Catalog	Pivot Hinges
Cams	Privacy cover
Coat Hooks	Pulls
Concealed Latches	Qwik Fix Kits
Door Stops	Strikes & Keepers
Fasteners & Tools	Supports
Headrail Accessories	Surface Latches
Hinge Pins	Wall Brackets
Hinges	Wall Stops

Clickable hyperlinks allow for fast navigation through catalog pages.

Clickable links for Prime-Line social media.

Two clickable buttons allow for fast navigation through the catalog.

The top button jumps the currently viewed page back to the Master Table of Contents for the entire catalog.

The lower button jumps the currently viewed page back to the intro page for the current section, and the Section Table of Contents found on that page.



Privacy Cover

Qty: 1 set of (2) 58 in. pieces / **5 sets per box.**


650-1010

Features:

- Eliminates most door and panel gaps.
- Assures personal privacy.
- Self-adhesive for fastener free installation.
- Clear rigid vinyl blends to all partition colors and materials.
- Cut to fit for various partition door installations.
- Flexible vinyl flap adapts to multiple applications. The black color obscures vision.

Ideal For:

Schools, dormitories, offices, sports complexes, restaurants, hospitals, churches and more!



*Clear rigid vinyl attaches to stall with 3M adhesive tape.
Black colored flexible flap obscures gap view.*



“These covers were installed in the ladies room at a local theater. Complaints about gaps have led us to the Sentry site. These strips installed easily and quickly. They can also be cut to length with the proper tools. Highly recommended.”

– A satisfied customer, North Florida ★★★★★ 5/5



Qty: 1, with fasteners.
3-1/2 in. hole spacing.
[656-6602](#) (Chrome plated zamak)
[656-8297](#) (Satin cast stainless steel)



Qty: 1, with fasteners.
3-1/2 in. hole spacing, for Santanna and others.
[656-4051](#) (Clear anodized aluminum)



Qty: 1, with fasteners.
3-1/2 in. hole spacing, for Santanna and others.
[656-8543](#) (Clear anodized aluminum)



Qty: 1, with fasteners.
Offset bar, 3-1/2 in. hole spacing.
[656-8618](#) (Chrome plated zamak)
[656-9486](#) (Satin cast stainless steel)



Qty: 1, with fasteners.
Offset bar, 2-3/4 in. hole spacing.
[656-7431](#) (Chrome plated zamak)



Qty: 1, with fasteners.
2-3/4 in. hole spacing.
[656-6596](#) (Chrome plated zamak)
[656-7455](#) (Satin cast stainless steel)



Qty: 1, with fasteners.
2-5/8 in. hole spacing.
[656-7184](#) (Chrome plated zamak)



Qty: 1, with fasteners.
1-7/8 in. hole spacing, use with stamped stainless steel strikes and keepers, for Ampco, Santanna and others.
[656-7996](#) (Satin stamped stainless steel)



Qty: 1
1-7/8 in. hole spacing.
[656-9249](#) (Satin stamped stainless steel)




Qty: 1
7/8 in. hole spacing.
[656-6252](#) (Satin cast stainless steel)



Qty: 1 set, with fasteners.
For inswinging doors, keeper has 7/8 in. hole spacing.
[658-9873](#) (Satin stamped stainless steel)



Qty: 1 set, with fasteners.
"Bobrick" style latch, for inswing doors, keeper has 7/8 in. hole spacing.
[658-9875](#) (Satin stamped stainless steel)



Qty: 1 set, with fasteners.
Indicator and pull, for inswinging doors, keeper has 7/8 in. hole spacing.

658-9874 (Satin stamped stainless steel)



Qty: 1 set.
2-11/32 in. long straight bolt, for 1 in. thick laminated doors.

658-7528 (Chrome plated zamak)



Qty: 1 set.
2-11/16 in. long bolt straight bolt, for 1 in. thick laminated doors.

658-8999 (Chrome plated zamak)



Qty: 1 set.
2-11/16 in. long offset bolt, for 1 in. thick steel doors.

658-9000 (Chrome plated zamak)



Qty: 1 set.
2-21/32 in. long flat tip bolt, for 1 in. thick steel doors.

658-7112 (Chrome plated zamak)



Qty: 1 set.
2-21/32 in. long flat tip bolt, for 1 in. thick steel doors.

658-8996 (Chrome plated zamak)



Qty: 1 set.
2-11/16 in. long offset bolt, for 1 in. thick steel doors.

658-6614 (Chrome plated zamak)



Qty: 1 set.
3-5/32 in. long offset bolt, for steel doors, for Sanymetal.

658-2748 (Chrome plated zamak)



Qty: 1 set.
Used by General and Knickerbocker.

658-9093 (Chrome plated zamak)



Qty: 1 set, with fasteners.
For steel doors, for Global.

658-8918 (Chrome plated zamak)



Qty: 1 set.
Used by General and Knickerbocker.

658-7630 (Chrome plated zamak)



Qty: 1 set.
Use with latch housing 658-6617, used by Flush Metal.

658-6908 (Chrome plated zamak)

Concealed Latches



Qty: 1 set.
Use with latch housing 658-6617, used by Flush Metal.
[658-8759](#) (Chrome plated zamak)



Qty: 1 set.
For 1 in. thick steel doors, for Sanyetal.
[658-9117](#) (Chrome plated zamak)




Qty: 1, with fasteners.
For steel doors, used by Mills.
[658-6797](#) (Chrome plated zamak)



Qty: 1
For 1 in. thick steel doors, with outside "in use" indicator, used by Metpar.
[658-6863](#) (Chrome plated zamak)



Qty: 1
Used by General Partitions.
[656-6618](#) (Unplated zamak)
[658-6618-1](#) (Chrome plated zamak)




Qty: 1 set, with fasteners.

Kit for 1 in. inswing doors, replaces missing or broken concealed latches with a surface mount slide latch, stainless steel wrap-around cover plate, hides unsightly holes in doors, increases strength and durability.

[656-1000](#) (For round edge doors)

[656-1003](#) (For square edge doors)



Qty: 1 set, with fasteners.

Kit for 1 in. outswing doors, replaces missing or broken concealed latches with a surface mount slide latch, stainless steel wrap-around cover plate, hides unsightly holes in doors, increases strength and durability.

[656-1001](#) (For round edge doors)

[656-1004](#) (For square edge doors)



Qty: 1 set, with fasteners.

Kit for 1 in. outswing doors, replaces missing or broken concealed latches with a surface mount slide latch, stainless steel wrap-around cover plate, hides unsightly holes in doors, increases strength and durability.


[656-1002](#) (For round edge doors)



Qty: 1 set, with fasteners.

Cover/mounting plate, hides damaged holes, bumper/hook, offers increased strength and durability.

[656-1006](#) (Satin stainless steel)



Qty: 1

For 1 in. thick doors, stainless steel wrap-around cover plate, hides unsightly holes in doors, increases strength and durability.


[658-4038-1](#) (For round edge doors)

[658-4039-1](#) (For square edge doors)



Qty: 1 set, with fasteners.
Repair kit for inswinging partitions, for 1-1/4 in. square edge thick doors.

[656-6950](#) (Chrome plated zamak)



Qty: 1 set, with fasteners.
Repair kit for outswinging partitions, for 3/4 in. square edge thick doors.

[656-3088](#) (Satin stainless steel)



Qty: 1 set, with fasteners.
Repair kit for General inswinging laminate partitions.

[656-2727](#) (Chrome plated zamak)



Qty: 1 set, with fasteners.
Repair kit for General inswinging laminate partitions, for 1 in. square edge thick doors.

[656-3079](#) (Chrome plated zamak)



Qty: 1 set, with fasteners.
Repair kit for General & Rockville inswinging metal partitions, for 1-1/4 in. round edge thick doors.

[658-3026](#) (Chrome plated zamak)



Qty: 1 set, with fasteners.
Repair kit for General & Rockville outswinging metal partitions, for 1-1/4 in. round edge thick doors.

[658-3027](#) (Chrome plated zamak)



Qty: 1, with fasteners.
Inswing for slide latch, for 1-1/4 in. thick round edge posts, 1-1/2 in. hole spacing.
[656-6515](#) (Chrome plated zamak)



Qty: 1, with fasteners.
Inswing for throw latch (emergency entrance), for 1-1/4 in. thick round edge posts, 1-1/2 in. hole spacing.
[656-6521](#) (Chrome plated zamak)



Qty: 1, with fasteners.
Inswing for slide latch, for square edge posts, for 1-1/4 in. thick square edge posts. 1-1/2 in. hole spacing.
[656-6482](#) (Chrome plated zamak)



Qty: 1
Inswing for throw latch (emergency entrance), for square edge posts, 1-1/2 in. hole spacing.

- [656-2871](#) (Chrome plated zamak – for 1 in. thick posts, **with fasteners**)
- [656-6491](#) (Chrome plated zamak – for 1-1/4 in. thick posts, **with fasteners**)
- [658-8634](#) (Satin cast stainless steel – for 3/4 in. thick posts, **no fasteners**)
- [658-8635](#) (Satin cast stainless steel – for 1 in. thick posts, **no fasteners**)
- [658-8636](#) (Satin cast stainless steel – for 1-1/4 in. thick posts, **no fasteners**)



Qty: 1, with fasteners.
Outswing for slide latch, for square edge posts, 1-1/2 in. hole spacing.

- [656-9375](#) (Chrome plated zamak – for 1 in. thick posts)
- [656-6488](#) (Chrome plated zamak – for 1-1/4 in. thick posts)
- [658-9910](#) (Satin cast stainless steel – for 3/4 in. thick posts, **no fasteners**)
- [656-9909](#) (Satin cast stainless steel – for 1 in. thick posts)




Qty: 1, with fasteners.
In/outswing for concealed latch with round bolt, for 1-1/4 in. thick round edge posts.
[656-6530](#) (Chrome plated zamak)




Qty: 1, with fasteners.
In/outswing for concealed latch with flat bolt, for 1-1/4 in. thick round edge posts.
[656-6533](#) (Chrome plated zamak)



Qty: 1, with fasteners.
Inswing for throw latch (emergency entrance), for 1-1/4 in. thick round edge posts.
[656-9942](#) (Chrome plated zamak)



Qty: 1, with fasteners.
In/outswing for concealed latch with round bolt, for 1-1/4 in. thick round edge posts, for Knickerbocker.
[656-7295](#) (Chrome plated zamak)



Qty: 1, with fasteners.
In/outswing strike and keeper for concealed latch with round bolt, for 1-1/4 in. thick square edge posts.
[656-7633](#) (Chrome plated zamak)



Qty: 1, with fasteners.
In/outswing for slide latch, 1-1/2 in. hole spacing.
[656-6542](#) (Chrome plated zamak)



Qty: 1, with fasteners.
Inswing for slide latch, 1-1/2 in. hole spacing.
[656-6536](#) (Chrome plated zamak)



Qty: 1, with fasteners.
Inswing for throw latch (emergency entrance), 1-1/2 in. hole spacing.
[656-6539](#) (Chrome plated zamak)



Qty: 1 set.
Inswing for throw latch (emergency entrance), 1-1/2 in. hole spacing.
[658-2864](#) (Chrome plated zamak)



Qty: 1 set.
Inswing for throw latch, 1-1/2 in. hole spacing.
[650-2759](#) (Chrome plated zamak)



Qty: 1, with fasteners.
Outswing, 1-7/8 in. hole spacing, for 1 in. thick doors.
[656-9837](#) (Satin stamped stainless steel)



Qty: 1, with fasteners.
Outswing, 1-7/8 in. hole spacing.
[656-9978](#) (Satin stamped stainless steel – for 3/4 in. doors)
[656-9984](#) (Satin stamped stainless steel – for 1 in. doors)



Qty: 1, with fasteners.
1-1/2 in. hole spacing, for Bobrick #1040.
[656-4011](#) (Satin stamped stainless steel)



Qty: 1, with fasteners.
1-1/2 in. hole spacing, for Bobrick #1040.
[656-4008](#) (Satin stamped stainless steel)



Qty: 1
Outswing for slide latch, for 1 in. thick square edge posts, 2-1/2 in. hole spacing.
[658-2875](#) (Clear anodized extruded aluminum)



Qty: 1
Inswing for slide latch, for 1 in. thick square edge posts, 2-1/2 in. hole spacing.
[658-2873](#) (Clear anodized extruded aluminum, **no fasteners**)
[656-4046](#) (Brite dip extruded aluminum, **with fasteners**)

SENTRY SUPPLY

Coat Hooks, Bumpers & Door Stops



Qty: 1
Rubber, 1/2 in. O.D.
[658-6866](#) (Black)



Qty: 1, with fasteners.
Rubber bumper, 3-1/2 in. projection.
[656-6632](#) (Chrome plated zamak)



Qty: 1, with fasteners.
Rubber bumper, 7/8 in. hole spacing, 3 in. projection.
[656-6626](#) (Chrome plated zamak)
[656-6626-T](#) (Chrome plated zamak, **with T-27 fasteners**)
[656-4057](#) (Satin cast stainless steel – with 1/4 in. I.D. holes)
[656-7452](#) (Satin cast stainless steel)



Qty: 1, with fasteners.
Rubber bumper, 1-1/8 in. hole spacing, 3 in. projection.
[656-7214](#) (Chrome plated zamak)
[656-7214-T](#) (Chrome plated zamak, **with T-27 fasteners**)



Qty: 1
3 in. projection.
[656-6635](#) (Chrome plated zamak, **with fasteners**)
[658-6635-1](#) (Satin cast stainless steel, **no fasteners**)



Qty: 1, with fasteners.
3 in. projection.
[656-9537](#) (Satin cast stainless steel)



Qty: 1, with fasteners.
7/8 in. hole spacing, 1-9/16 in. projection.
[656-2770](#) (Chrome plated zamak)



Qty: 1, with fasteners.
Cast zamak, 5-1/8 in. hole spacing, 2-1/8 in. projection.
[658-1015](#) (Aluminum painted)



Qty: 1, with fastener.
Replacement rubber tip for door stops.
[658-1051](#) (Black)



Qty: 1, with fasteners.
Cast zamak, rubber tip, 1-3/16 in. hole spacing, 4 in. drop down.
[658-1002](#) (Bronze finish) [658-1003](#) (Chrome finish)



Qty: 1, with fasteners.
Heavy duty cast zamak, rubber tip, 4 in. drop down.
[658-1007](#) (Bronze finish) [658-1008](#) (Chrome finish)

Door, Floor & Wall Stops



Qty: 1, with fasteners.
Cast iron, rubber tip, 4 in. drop down.

[658-1013](#) (Aluminum finish)



Qty: 1, with fasteners.
Cast brass, 3-3/8 in. height, 2-1/8 in. O.D. base.

[658-1035](#) (Brushed chrome)



Qty: 1, with fasteners.
Cast brass, 15/16 in. hole spacing, 1 in. height,
1-3/4 in. O.D. base.

[658-1025](#) (Brushed chrome) [658-1024](#) (Classic bronze)



Qty: 1, with fasteners.
Cast brass, 1 in. hole spacing, 1-5/16 in. height,
1-11/16 in. O.D. base.

[658-1030](#) (Brushed chrome) [658-1027](#) (Satin nickel)



Qty: 1, with fasteners.
Steel, 1-1/8 in. hole spacing, 2-11/16 in. height.

[658-1022](#) (Brushed aluminum)



Qty: 1, with fasteners.
Door stop, 1-19/32 in. hole spacing, 2 in. projection.

[656-6638](#) (Chrome plated zamak)
[656-6638-T](#) (Chrome plated zamak, **with T-27 fasteners**)
[656-9492](#) (Satin cast stainless steel)




Qty: 1, with fastener.
2-1/2 in. O.D. base, 1 in. projection.

[658-1043](#) (Brushed stainless steel)



Qty: 1, with fastener.
2-1/2 in. O.D. base, 1 in. projection.

[658-1046](#) (Brushed stainless steel)



Qty: 100
Rubber, 1/2 in. O.D., 9/16 in. projection.

[658-1055](#) (Gray)

Door Pulls



Qty: 1, with fasteners.
3/4 in. O.D., 6 in. hole spacing.
[659-1049](#) (Satin aluminum)



Qty: 1, with fasteners.
5 in. hole spacing.
[656-8229](#) (Stamped stainless steel)



Qty: 1, with fasteners.
4 in. hole spacing.
[656-9870](#) (Chrome plated zamak)



Qty: 1, with fasteners.
3-1/2 in. hole spacing.
[656-6641](#) (Chrome plated zamak)
[656-9405](#) (Satin cast stainless steel)



Qty: 1 set, with fasteners.
3-1/2 in. hole spacing.
[658-2701](#) (Chrome plated zamak)




Qty: 1, with fasteners.
2-3/4 in. hole spacing.
[656-6644](#) (Chrome plated zamak)



Qty: 1, with fasteners.
High-rise, 3-3/8 in. projection.
[656-9867](#) (Satin cast stainless steel)



Qty: 1, with fasteners.
Foot operated, eliminates the need to make contact with a door when pulling it open, helping minimize exposure to germs.
[650-2703](#) (Brushed stainless steel)




Top mount Bottom mount

Qty: 1, with fasteners.

For 1 in. thick square edge posts, 1-9/32 in. pivot offset, 1-1/2 in. hole spacing, used by General Application (G-4).

- [656-8840](#) (Chrome plated zamak – top mount)
- [656-8843](#) (Chrome plated zamak – bottom mount)
- [656-8843-T](#) (Chrome plated zamak – bottom mount, **with T-27 fasteners**)
- [656-9594](#) (Satin stainless steel – bottom mount)



Top mount Bottom mount

Qty: 1, with fasteners.

For 1-1/4 in. thick square edge posts, 1-9/32 in. pivot offset, 1-1/2 in. hole spacing, used by General & American Sanitary.

- [656-6551](#) (Chrome plated zamak – top mount)
- [656-6557](#) (Chrome plated zamak – bottom mount)
- [656-6557-T](#) (Chrome plated zamak – bottom mount, **with T-27 fasteners**)



Top mount Bottom mount

Qty: 1, with fasteners.

For 1-1/4 in. thick round edge posts, top hinge has 1-3/32 in. pivot offset, bottom hinge has 1-5/32 in. pivot offset, 1-1/2 in. hole spacing, used by Flush Metal.

- [656-6545](#) (Chrome plated zamak – top mount)
- [656-6548](#) (Chrome plated zamak – bottom mount)
- [656-6548-T](#) (Chrome plated zamak – bottom mount, **with T-27 fasteners**)



Top mount Bottom mount

Qty: 1, with fasteners.

For 1-1/4 in. thick round edge posts, 1-3/32 in. pivot offset, 1-1/2 in. hole spacing, used by Metpar.

- [656-7217](#) (Chrome plated zamak – top mount)
- [656-7220](#) (Chrome plated zamak – bottom mount)



Top mount Bottom mount

Qty: 1

For 1-1/4 in. thick round edge posts, top hinge has 1-3/32 in. pivot offset, bottom hinge has 1-5/32 in. pivot offset, 1-1/2 in. hole spacing, used by All-American.

- [650-7040](#) (Chrome plated zamak – top mount, **no fasteners**)
- [656-7040](#) (Chrome plated zamak – top mount, **with fasteners**)
- [650-7283](#) (Chrome plated zamak – bottom mount, **no fasteners**)
- [656-7283](#) (Chrome plated zamak – bottom mount, **with fasteners**)



Qty: 1, with fasteners.

For 1-1/4 in. thick round edge posts, 1-13/32 in. pivot offset, 1-1/8 in. hole spacing, used by General & Knickerbocker.

- [656-7265](#) (Chrome plated zamak – top mount)



Qty: 1, with fasteners.

For 1-1/4 in. thick round edge posts, 1-1/16 in. pivot offset, 1-1/4 in. hole spacing, used by Sanymetal.

- [658-7169](#) (Chrome plated zamak – top mount)



Qty: 1 set, with fasteners.

For 1-1/4 in. thick square edge posts, 1-1/4 in. pivot offset, 1-3/8 in. hole spacing, for Mills.

- [658-2905](#) (Chrome plated zamak)



Top mount Bottom mount

Qty: 1, with fasteners.

Wall mounted, 1-9/32 in. pivot offset, used by General Applications (G-3).


- [656-1047](#) (Satin cast stainless steel – top mount)
- [656-1101](#) (Satin cast stainless steel – bottom mount)



Qty: 1, with fastener.

Open ended, for 1 in. thick square edge doors, bottom insert has 3/4 in. hex and is for large cams.

- [656-2472](#) (Chrome plated zamak – bottom mount)




Qty: 1, with fastener.

Close ended, for 1 in. thick square edge doors, bottom insert has 3/4 in. hex, used by Ampco & General.

- [656-6593](#) (Chrome plated zamak – bottom mount)




Qty: 1, with fastener.
Open ended, for 1 in. thick square edge doors, bottom insert has 29/32 in. square, used by Fiat.
[656-2484](#) (Chrome plated zamak – bottom mount)



Top mount


Qty: 1, with fasteners.
For 1 in. thick round edge doors, used by Flush Metal.
[656-9465](#) (Chrome plated zamak – bottom mount)
[656-8972](#) (Unplated zamak – top mount)
[656-7822](#) (Unplated zamak – bottom mount)



Bottom mount



Top mount



Bottom mount

Qty: 1, with fasteners.
For 1 in. thick round edge doors, used by Ampco & Metpar.
[656-7235](#) (Chrome plated zamak – bottom mount)
[656-7669](#) (Unplated zamak – top mount)
[656-7328](#) (Unplated zamak – bottom mount)



Top mount



Bottom mount

Qty: 1
For 1 in. thick round edge doors, used by General.
[658-7625-1](#) (Chrome plated zamak – top mount)
[658-7619-1](#) (Chrome plated zamak – bottom mount)
[658-7625](#) (Unplated zamak – top mount)
[658-7619](#) (Unplated zamak – bottom mount)



Qty: 1
Plastic, square, unshaved, 7/8 in. O.D., 11/16 in. I.D.
[658-7232](#)



Qty: 1
Plastic, round, for 5/8 in. pintle, 3/4 in. O.D.
[658-6923](#)



Qty: 1 set.
For “M” hinges, plastic, round, 3/4 in. O.D.
[658-7534](#)



Qty: 1, with fastener.
Plastic and steel, 5/8 in. O.D, 5/16-18 thread.

[658-6986](#)



Qty: 1, with fastener.
Plastic and steel, 1/2 in. O.D, 5/16-18 thread.

[650-7145](#)



Qty: 1, with fastener.
Plastic and steel, 5/8 in. O.D., 10-32-1/2 thread, for Knickerbocker.

[658-7106](#)



Qty: 1 set.
Plastic and steel pintle, 1/2 in. O.D, 5/16-18 thread, plastic pivot hinge, keylock for 1/2 in. pintle.

[656-3157](#)



Qty: 1, with fasteners.
Plastic, 7/8 in. O.D., for Metpar.

[658-7672](#)




Qty: 1
For steel doors, plastic, 1 in. O.D., for Knickerbocker.

[658-7205](#)



Qty: 1
Threaded steel, 5/16-18 thread, 3/8 in. O.D., used by Ampco & Metpar.

[658-6875](#)



Qty: 1
Knurled steel, 1/4 in. O.D., used by General.

[658-7663](#)



Qty: 1
Knurled steel, 10-24 thread, 3/8 in. O.D.

[658-7055](#)



Qty: 1
Steel, 3/8 in. O.D., used by Shanahan.

[658-7226](#)



Qty: 1
Knurled plastic, 1/4-20 thread, 3/8 in. O.D., used by Sanymetal.

[658-6911](#)

Hinges



Top hinge



Bottom hinge

Qty: 1 set, with fasteners.
Top and bottom, surface mounted, 1-1/2 in. hole spacing.

[658-9009](#) (Satin stamped stainless steel – R.H. in/L.H. out)



Top hinge



Bottom hinge

R.H. in/L.H. out shown

Qty: 1 set, with fasteners.
Heavy duty, top and bottom, surface mounted, 1-1/2 in. hole spacing.

[658-8237](#) (Satin stamped stainless steel – R.H. in/L.H. out)
[658-8240](#) (Satin stamped stainless steel – L.H. in/R.H. out)
[658-8241](#) (Satin stamped stainless steel – non-handed, **no fasteners**)



Top hinge



Bottom hinge

R.H. in/L.H. out shown

Qty: 1 set, with fasteners.
Square barrel, top and bottom, surface mounted, 1-1/2 in. hole spacing.

[658-2019](#) (Satin cast stainless steel – R.H. in/L.H. out)
[658-2022](#) (Satin cast stainless steel – L.H. in/R.H. out)



Top hinge



Bottom hinge

R.H. in/L.H. out shown

Qty: 1 set, with fasteners.
Heavy duty, top and bottom, surface mounted, 1-1/2 in. hole spacing.

[658-2870](#) (Satin stamped stainless steel – R.H. in/L.H. out)
[658-2869](#) (Satin stamped stainless steel – L.H. in/R.H. out)



Top hinge



Bottom hinge

R.H. in/L.H. out shown

Qty: 1 set, with fasteners.
Top and bottom, surface mounted, 1-1/2 in. hole spacing.

[658-8621](#) (Satin cast stainless steel – R.H. in/L.H. out)
[658-8056](#) (Satin cast stainless steel – L.H. in/R.H. out)



Top hinge



Bottom hinge

R.H. in/L.H. out shown

Qty: 1 set, with fasteners.
Top and bottom, surface mounted, 1-1/2 in. hole spacing.

[658-6575](#) (Chrome plated brass – R.H. in/L.H. out)
[658-6572](#) (Chrome plated brass – L.H. in/R.H. out)



Top hinge

Bottom hinge

R.H. in/L.H. out shown

Qty: 1 set.
Top and bottom, surface mounted, all metal inserts, 1-1/2 in. hole spacing, satin cast stainless steel.

	Handing	Hinges	Fasteners
656-8624	R.H. in/L.H. out	Top & bottom	Yes
650-8626	R.H. in/L.H. out	2 Top & 1 bottom	No
656-8625	L.H. in/R.H. out	Top & bottom	Yes
650-8627	L.H. in/R.H. out	2 Top & 1 bottom	No



Qty: 1 set.
Top and bottom, round barrel, for 1 in. thick panels, clear anodized aluminum.

	Handing	Hinges	Fasteners
656-2843	R.H. in/L.H. out	Top & bottom	Yes
658-2859	R.H. in/L.H. out	Top only	No
656-2844	L.H. in/R.H. out	Top & bottom	Yes
658-2858	L.H. in/R.H. out	Top only	No



Qty: 1 set, with fasteners.
Top and bottom, roller bearing design, for phenolic and solid plastic applications, for 3/4 in. thick panels with inserts, for 1 in. thick panels without inserts, 1-1/2 in. hole spacing.

[656-6040-T](#) (Satin stamped stainless steel)



Qty: 1 set.
Cam and pintle, for top round barrel hinges, for Comtec/Santana.

[658-2872](#)



Qty: 1 set.
Cam and pintle, for bottom round barrel hinges, for Comtec/Santana.

[658-2874](#)



Qty: 1 set.
Set includes caps, pin, pintle, cam and retaining ring, for round barrel hinge.

[658-7037](#)



Qty: 1
Continuous (piano) hinge, 16 gauge, 1/8 in. pin with spring, satin stamped stainless steel.

	Handing	Length	Hole Count	Hole Spacing	Fasteners
658-4049	L.H. in/R.H. out	54 in.	6	10-1/4 in.	No
656-9399	R.H. in/L.H. out	57-1/2 in.	6	11 in.	Yes
656-9258	L.H. in/R.H. out	57-1/2 in.	6	11 in.	Yes



Qty: 1
Cam-closing (piano) hinge, 14 gauge, 1/4 in. pin, satin stamped stainless steel.

[658-9400R](#)

[658-9402R](#)

	Handing	Length	Hole Count	Hole Spacing
658-9400R	Non-handed	57-1/2 in.	6	13 in.
658-9402R	Non-handed	54-1/2 in.	5	11 in.



Qty: 1, with fasteners.
Two ear, for 1-1/4 in. thick panels, 1-3/4 in. length.
656-6377 (Chrome plated zamak)
656-6377-T (Chrome plated zamak, **with T-27 fasteners**)



Qty: 1, with fasteners.
Two ear, for 1 in. thick panels, 3-1/2 in. length.
656-6365 (Chrome plated zamak)

Qty: 1
Two ear, chrome plated zamak.

Panel Size	Length	Width	Fasteners
3/4 in.	2-1/2 in.	3 in.	No
1 in.	2-1/2 in.	4 in.	Yes
1 in.	2-1/2 in.	4 in.	Yes (T-27)
1 in.	3-1/2 in.	4 in.	Yes



658-8372

656-4021

656-4021-T

656-6446

Qty: 1, with fasteners.
Two ear, 2-1/2 in. length.

	Finish	Panel Size	Width	
656-9033	Chrome plated zamak	1/2 in.	2-7/8 in.	
656-6350	Chrome plated zamak	3/4 in.	3 in.	
656-6353	Chrome plated zamak	7/8 in.	3-1/2 in.	
656-6356	Chrome plated zamak	1 in.	4 in.	
656-6356-T	Chrome plated zamak	1 in.	4 in.	(T-27 fasteners)
656-6368	Chrome plated zamak	1-1/4 in.	4 in.	
656-6368-T	Chrome plated zamak	1-1/4 in.	4 in.	(T-27 fasteners)



Qty: 1, with fasteners.
One ear, for 1-1/4 in. thick panels, 1-5/8 in. length.
656-6404 (Chrome plated zamak)



Qty: 1, with fasteners.
One ear, 3-1/2 in. length, chrome plated zamak.

	Panel Size	Width
656-6407	1 in.	2-3/4 in.
656-6410	1-1/4 in.	2-7/8 in.

Qty: 1
One ear, 2-1/2 in. length.

	Finish	Panel Size	Width	Fasteners
656-9499	Chrome plated zamak	1/2 in.	1-3/4 in.	Yes
656-9282	Chrome plated zamak	3/4 in.	2 in.	Yes
656-6383	Chrome plated zamak	1 in.	2-5/8 in.	Yes
656-6395	Chrome plated zamak	1-1/4 in.	2-3/4 in.	Yes
656-6395-T	Chrome plated zamak	1-1/4 in.	2-3/4 in.	Yes (T-27)
656-9387	Satin stainless steel	3/4 in.	2 in.	Yes
658-8786	Satin stainless steel	1-1/4 in.	2-3/4 in.	No




Qty: 1 set.
Two piece, fits any panel size, 2-1/2 in. length.
658-6436 (Chrome plated zamak)



Qty: 1 set, with fasteners.
Two piece, fits any panel size, 1 in. hole spacing.
656-6437 (Chrome plated zamak – 2-1/2 in. length)
656-6437-T (Chrome plated zamak – 2-1/2 in. length, **with T-27 fasteners**)
656-6434 (Chrome plated zamak – 3-1/2 in. length)
656-6434-T (Chrome plated zamak – 3-1/2 in. length, **with T-27 fasteners**)



Qty: 1 set, with fasteners.
Two piece, fits any panel size, 1-3/4 in. length.
656-8342 (Chrome plated zamak)



Qty: 1, with fasteners.
Wing bracket, chrome plated zamak.

	Panel Size	Length	Width
656-6440	1 in.	12 in.	7 in.
656-6443	1-1/4 in.	6 in.	6-1/4 in.



Qty: 1, with fasteners.
"U" bracket, 1-3/8 in. length.


	Finish	Panel Size	Width
656-6413	Chrome plated zamak	3/4 in.	1 in.
656-6416	Chrome plated zamak	7/8 in.	1-5/32 in.
656-6419	Chrome plated zamak	1 in.	1-1/4 in.
656-6422	Chrome plated zamak	1-1/4 in.	1-1/2 in.
656-9435	Satin stainless steel	1 in.	1-1/4 in.



Qty: 1, with fasteners.
"U" bracket, for 1-1/4 in. thick panels, 2-1/2 in. length.
656-6428 (Chrome plated zamak)



Qty: 1 set, with fasteners.
2 ear, for 1-1/4 in. panel size, 2-1/2 in. length.
656-2934 (Chrome plated zamak)




Qty: 1 set, with fasteners.
2 ear, for 1 in. panel size, 3-1/2 in. length.
658-2901 (Chrome plated zamak)



Qty: 1 set.
One ear, 2-1/2 in. length.

	Finish	Panel Size	Width	Fasteners
656-2893	Chrome plated zamak	3/4 in.	2 in.	Yes (T-27)
658-2898	Chrome plated zamak	1-1/4 in.	2-3/4 in.	Yes (T-27)




Qty: 1 set, with fasteners.
2 ear wall bracket, fits 1-1/4 in. panel size, 4 in. width,
2 ear wing bracket, fits 1-1/4 in. panel size, 6-1/4 in.
width.

[656-6947](#) (Chrome plated zamak)




Qty: 1 set, with fasteners.
2 ear wall bracket, fits 1 in. panel size, 4 in. width,
"U" bracket, fits 1 in. panel size, 1-1/4 in. width.

[658-2896](#) (Chrome plated zamak)



Qty: 1 set, with fasteners.
1 ear wall bracket, fits 1 in. panel size, 2-5/8 in. width,
"U" bracket, fits 1 in. panel size, 1-1/4 in. width.

[658-2897](#) (Chrome plated zamak)




Qty: 1 set, with fasteners.
2 ear wall bracket, fits 1 in. panel size, 4 in. width,
alcove clip, 1/8 in. offset per clip, 1-1/2 in. hole spacing.

[658-2900](#) (Chrome plated zamak)



Qty: 1 set, with fasteners.
1 ear wall bracket, fits 1 in. panel size, 2-5/8 in. width,
alcove clip, 1/8 in. offset per clip, 1-1/2 in. hole spacing.

[658-2899](#) (Chrome plated zamak)




Qty: 1
One ear, stamped stainless steel, 14 gauge.

[658-8148-1](#)

[658-8180](#)

Panel Size	Length	Width
1/2 in.	1-1/2 in.	1-7/8 in.
1-1/4 in.	1-3/4 in.	2-11/16 in.



Qty: 1 set.
Two piece, 14 gauge, fits any panel size, 2-1/2 in. length.
[658-1920](#) (Stamped stainless steel)



Qty: 1, with fasteners.
"U" bracket, stamped stainless steel,
14 gauge, 1-1/2 in. length.

[656-8193](#)

[656-8196](#)

[656-8202](#)

[656-8202-T](#)

[656-8205](#)

Panel Size	Width
1/2 in.	5/8 in.
3/4 in.	15/16 in.
1 in.	1-3/16 in.
1 in.	1-3/16 in.
1-1/4 in.	1-3/8 in.

(T-27 fasteners)

Wall Brackets



Qty: 1 set with fasteners.
Two ear, stamped stainless steel.

[656-3024](#)

[656-3030](#)

Panel Size	Height	Width	Set Includes
3/4 in.	2-1/2 in.	3-3/8 in.	3 brackets
1 in.	3-1/2 in.	3-11/16 in.	2 brackets




Qty: 1 set with fasteners.
2 ear bracket, "U" bracket, stamped stainless steel.

[656-2892-SS](#)

[656-3002](#)

Panel Size	Height	Width	"U" Bracket Height	"U" Bracket Width
1/2 in.	2-1/2 in.	3-3/16 in.	1-1/2 in.	5/8 in.
1 in.	2-1/2 in.	3-11/16 in.	1-1/2 in.	1-3/16 in.



Qty: 1 set with fasteners.
One ear, stamped stainless steel.

[656-2893-SS](#)

[656-3012](#)

Panel Size	Height	Width
3/4 in.	2-1/2 in.	2-1/8 in.
1 in.	2-1/2 in.	2-3/8 in.



Qty: 1 set with fasteners.
1 ear bracket, "U" bracket, stamped stainless steel.

[656-2891-SS](#)


[656-3001](#)

Panel Size	Bracket Height	Bracket Width	"U" Bracket Height	"U" Bracket Width
1/2 in.	2-1/2 in.	2-7/8 in.	1-1/2 in.	5/8 in.
1 in.	2-1/2 in.	2-3/8 in.	1-1/2 in.	1-3/16 in.



Qty: 1
"L" angle, galvanized steel, 18 gauge, 1 in. width, 2-3/4 in. height, 9-13/16 in. hole centers.

[658-2431](#)



Qty: 1
"L" angle, stamped stainless steel, continuous roll formed, 18 gauge, 1-1/4 in. width, 2-1/2 in. height.

[658-1519](#)

Panel Size	Length	Hole Count	Hole Spacing
Any	57 in.	5	14 in.

Qty: 1
Two ear, stamped stainless steel, continuous roll formed, 18 gauge, 2-1/2 in. height.

[658-1503](#)

[658-1521](#)

[658-1520](#)

[658-1515](#)

[658-1500](#)

[658-1506](#)

[658-1522](#)

Panel Size	Length	Width	Hole Count	Hole Spacing
1/2 in.	41 in.	3-1/8 in.	4	13 in.
3/4 in.	41 in.	3-3/8 in.	4	13 in.
1 in.	41 in.	3-5/8 in.	4	13 in.
1 in.	54 in.	3-5/8 in.	5	13 in.
1/2 in.	57 in.	3-1/8 in.	5	14 in.
3/4 in.	57 in.	3-3/8 in.	5	14 in.
1 in.	57 in.	3-5/8 in.	5	14 in.



Qty: 1
One ear, stamped stainless steel, continuous roll formed wall brackets, 18 gauge, 2-1/2 in. height, hole count of 5.

[658-1516](#)

[658-1501](#)

[658-1507](#)

[658-1523](#)

[658-1525](#)

Panel Size	Length	Width	Hole Spacing
1 in.	54 in.	2-3/8 in.	13 in.
1/2 in.	57 in.	1-7/8 in.	14 in.
3/4 in.	57 in.	2-1/8 in.	14 in.
1 in.	57 in.	2-3/8 in.	14 in.
1-1/4 in.	57 in.	2-5/8 in.	14 in.



[658-1517](#)

[658-1502](#)

[658-1508](#)

[658-1524](#)

Qty: 1
"U" bracket, stamped stainless steel, continuous roll formed, 18 gauge, 1-1/2 in. height, hole count of 5.

Panel Size	Length	Width	Hole Spacing
1 in.	54 in.	2-3/8 in.	13 in.
1/2 in.	57 in.	1-7/8 in.	14 in.
1 in.	57 in.	2-3/8 in.	14 in.
1 in.	57 in.	3-5/8 in.	14 in.



Qty: 1
Oval, for 1-1/4 in. thick posts, 22 gauge, stainless steel.

No Fasteners	With Fasteners	Length
658-3009-3	659-3009-3	3 in.
658-3009-4	656-3009-4	4 in.
658-3009-5	659-3009-5	5 in.
658-3009-6	659-3009-6	6 in.
658-3009-7	659-3009-7	7 in.
658-3009-8	659-3009-8	8 in.
658-3009-9	659-3009-9	9 in.
658-3009-10	659-3009-10	10 in.
658-3009-12	659-3009-12	12 in.
658-3009-14	—	14 in.
658-3009-18	659-3009-18	18 in.
658-3009-22	659-3009-22	22 in.



Qty: 1
Open end, for 1-1/4 in. thick posts, 22 gauge, stainless steel.

[658-3001-4](#)



Qty: 1
For 1 in. thick posts, 22 gauge, stainless steel.

[658-3004-4](#) (4 in. length)

[658-3004-5](#) (5 in. length)

[658-3004-6](#) (6 in. length)

[650-2900-10](#) (10 in. length)



Qty: 1
Offset, for 3/4 in. thick posts, 22 gauge, stainless steel.

[658-3005-3](#) (3 in. length)

[658-3005-4](#) (4 in. length)

[658-3005-5](#) (5 in. length)

[658-3005-6](#) (6 in. length)

[658-3005-7](#) (7 in. length)

[658-3005-10](#) (10 in. length)

[658-3005-12](#) (12 in. length)



Qty: 1
One ear, floor mounted, for 1/2 in. to 1-1/4 in. thick panels, stainless steel.

[658-2004](#) (11-1/2 in. to 14 in. Floor clearance)



Qty: 1
Two ear, floor mounted, for 1-1/4 in. thick panels, stainless steel.

[650-9024-2](#) (7-1/2 in. to 10 in. Floor clearance)

[658-9024](#) (11-1/2 in. to 14 in. Floor clearance)



Qty: 1
Base mount for pilaster supports, stainless steel.

[658-2004-2](#) (Stainless steel)



Qty: 1
Support shaft for pilaster supports, stainless steel.

[658-2004-4](#) (For 9-1/2 in. to 12 in. Floor clearance)

[659-2004](#) (For 12 in. to 14 in. Floor clearance)



Qty: 1
Anchoring fork.

[656-2448](#)



Qty: 1 set, with fasteners.
Anchoring kit, for 3/4 in. thick and larger posts.

[656-9408](#)



Qty: 1 set, with fasteners.
Anchoring kit, for any post thickness, 3 in. to 5 in. long posts require one kit, 6 in. to 17 in. long posts require two kits, 18 in. and longer posts require 3 kits.

[658-9219](#)



Qty: 1, with fasteners.
1-1/4 in. Square, 2-1/2 in. hole spacing.

[656-9297](#) (Chrome plated zamak)



Qty: 1, with fasteners.
1-3/4 in. Square, 3 in. hole spacing.

[656-6671](#) (Chrome plated zamak)



Qty: 1
For 1 in. x 1-7/8 in. rectangle pilaster post.
[658-6689](#) (Chrome plated zamak)




Qty: 1
For 1-3/4 in. pilaster post.
[658-7019](#)




Qty: 1
For "Anti-Grip" headrail.
[658-6662](#) (Chrome plated zamak)




Qty: 1
For headrail with curtain track, aluminum hook with plastic guide.
[658-6647](#)



Qty: 1
For 1 in. thick headrails, 1-31/32 in. hole spacing.
[658-6675](#) (Stamped stainless steel)



Qty: 1
For 1 in. thick headrails, 1-15/16 in. hole spacing.
[658-6676](#) (Stamped stainless steel)



Qty: 1
For headrails with tracks, stamped stainless steel.

[658-6672](#)

Rail Size	Opening Width	Hole Spacing	Width
3/4 in.	1-1/32 in.	1-7/8 in.	2-1/2 in.



Qty: 1, with fasteners.
Chrome plated zamak.

[656-6473](#)

[656-6473-T](#)


[656-8513](#)

Rail Size	Hole Spacing	Width
1 in.	2 in.	2-3/4 in.
1 in.	2 in.	2-3/4 in.
1-1/4 in.	2-3/8 in.	3-1/16 in.

(T-27 fasteners)



Qty: 1 set.
Joins laminate panel to pilaster, 1/8 in. offset per clip, 1-1/2 in. hole spacing.
[650-6656](#) (Chrome plated zamak, **no fasteners**)
[656-6656](#) (Chrome plated zamak, **with fasteners**)
[656-6656-T](#) (Chrome plated zamak, **with T-27 fasteners**)
[656-4028](#) (Satin cast stainless steel, **with fasteners**)
[656-4028-T](#) (Satin cast stainless steel, **with T-27 fasteners**)



Qty: 1
Joins laminate panel to pilaster, flush clip, 1-7/8 in. hole spacing.
[658-4034](#) (Stamped stainless steel)



Qty: 1
Right angle curved molding, for 1 in. thick door and 1-1/4 in. thick post
[658-6651](#) (Satin cast zamak – for Metpar, **no fasteners**)
[656-6653](#) (Chrome plated zamak – for Flush Metal, **with fasteners**)



Qty: 1, with fasteners.
 Single roll dispenser, standard or 1800 sheet.
[658-6710](#) (Chrome plated zamak)



Qty: 1, with fasteners.
 Double roll dispenser, standard or 1800 sheet.
[658-6713](#) (Chrome plated zamak)



Qty: 100
 Flat head "Phillips", #10 x 1 in.
[651-0487](#) (Chrome plated steel)



Qty: 100
 Pan head "Phillips".

Chrome Plated Steel	Stainless Steel	Size
658-0488	—	#12 x 1-1/2 in.
651-0361	642-0418	#14 x 5/8 in.
651-0490	—	#14 x 1-1/2 in.
658-0491	—	#14 x 1-3/4 in.



Qty: 100
 T-20 flat head, six lobe with center pin, #10 x 1 in.
[645-0140](#) (Chrome) [642-0140](#) (Stainless steel)



Qty: 100
 T-20 oval head, six lobe with center pin.

Chrome Plated Steel	Stainless Steel	Size
645-0148	642-0148	#8-32 x 1-1/8 in.
645-0149	—	#8-32 x 1-3/8 in.

Chrome Plated Steel	Stainless Steel	Size
645-0119	642-0119	#10 x 5/8 in.
645-0128	642-0128	#10 x 3/4 in.
—	642-0121	#12 x 7/16 in.
—	642-0122	#14 x 1/2 in.
645-0129	—	#14 x 5/8 in.
—	642-0130	#14 x 3/4 in.
—	642-0125	#14 x 1-1/2 in.
—	658-0131	#14 x 1-3/4 in.
645-0132	—	#14 x 2 in.
645-0134	642-0134	#14 x 2-1/2 in.

(Blunt tip)



Qty: 100
 T-27 pan head, six lobe with center pin.



Qty: 100
 T-27 pan head, six lobe with center pin, self cutting thread, 3/8 in. length.
[642-0118](#) (Stainless steel)

Chrome Plated Steel	Stainless Steel	Size	Shoulder
—	642-0107	#10-24 x 3/8 in.	None
—	642-0108	#10-24 x 3/8 in.	1/8 in.
—	642-0110	#10-24 x 1/2 in.	3/16 in.
645-0113	642-0113	#10-24 x 3/4 in.	3/16 in.
645-0116	642-0116	#10-24 x 15/16 in.	3/16 in.
—	642-0141	#10-24 x 1-1/16 in.	1/4 in.
645-0142	642-0142	#10-24 x 1-3/16 in.	1/4 in.
645-0143	—	#10-24 x 1-5/16 in.	1/4 in.



Qty: 100
 T-27 shoulder, six lobe with center pin.



Qty: 100
 T-27 barrel nut, six lobe with center pin, stainless steel.

Chrome Plated Steel	Stainless Steel	Size
645-0101	642-0101	#10-24 x 1/2 in.
645-0104	642-0104	#10-24 x 5/8 in.



One-way sheet metal screw.

- 642-0618** (#10 x 1/2 in., Stainless steel, Qty. 100)
- 658-0358** (#10 x 5/8 in., Stainless steel, Qty. 50)
- 651-0358** (#10 x 5/8 in., Chrome plated steel, Qty. 100)



Qty: 100
Unslotted barrel nut.

Chrome Plated Steel	Stainless Steel	Size
651-0469	642-0469	#8-32 x 1/2 in.
651-0668	642-0668	#10-24 x 1/2 in.



Qty: 100
One-way barrel nut.

Chrome Plated Steel	Stainless Steel	Size
651-0648	642-0648	#10-24 x 1/2 in.
651-0454	642-0454	#10-24 x 5/8 in.



Qty: 100
One-way oval head machine screw.

Chrome Plated Steel	Stainless Steel	Size
651-0472	642-0472	#8-32 x 1-1/8 in.



Qty: 100
One-way shoulder screw.

Chrome Plated Steel	Stainless Steel	Size	Shoulder
—	642-0651	#10-24 x 1/2 in.	1/8 in.
651-0508	642-0508	#10-24 x 3/4 in.	1/4 in.
651-0463	642-0463	#10-24 x 15/16 in.	1/4 in.
651-0654	642-0654	#10-24 x 1-1/16 in.	1/4 in.



Qty: 100
One-way shoulder screw.

Chrome Plated Steel	Stainless Steel	Size
651-0656	642-0656	#10-24 x 1-3/16 in.
651-0457	—	#10-24 x 1-5/16 in.



Qty: 100 sets.
#8-32 x 1-1/8 in. one-way oval head machine screw,
#8-32 x 1/2 in. unslotted barrel nut.
[651-0451](#) (Chrome plated steel)



Qty: 12 sets.
Piano hinge screw pack containing:
#10-24 x 3/4 in. T-27 shoulder, six lobe with center pin,
#10-24 x 5/8 in. T-27 barrel nut, six lobe with center pin.
[642-1005](#) (Chrome plated steel)



Qty: 100
Plastic, #14-16 x 1-3/8 in.
[651-0475](#) (Blue)



Qty: 1 set.
2-hole security screw remover & driver, multiple bits for use with screw sizes #4, #6, #8 and #10.

[650-7905](#)



Qty: 1
Magnetic end, for use with all hex bits.

[658-4005](#)



Qty: 100
T-20 TORX®, six lobe.

[658-4012](#)




Qty: 100
T-25 TORX®, six lobe.

[650-4013](#)



Qty: 100
T-27 TORX®, six lobe.

[650-4014](#)



Qty: 100
T-30 TORX®, six lobe.

[658-4015](#)



Rapid Repair Plumbing Solutions™ is a family of innovative products that will save you time and money. Our products are designed for faster and easier installation. Rapid Ring pre-formed plumbers putty eliminates multiple steps. Additionally, our assemblies include our Rapid Ring pre-installed directly on unit.

Section Table of Contents

[How to use the catalog](#)

[Kitchen Sink Basket Strainers](#)

“Save time & money. Less waste.”

Made of plumbers putty, the Rapid Ring saves time and money by eliminating the need to purchase a tub of plumbers putty to install the product. The pre-installed ring also creates less waste, as it is the perfect amount of putty needed for installation.



**All Pop-Ups & Basket Strainers
include Rapid Ring Pre-installed**



**Introducing Prime-Line's sink basket
strainers with putty rings pre-installed**



**Universal sink drain pop-up installation
gasket**

<https://tinyurl.com/SinkPopUp>

Get the most out of your interactive catalog



218

RETURN TO MASTER TOC

RETURN TO SECTION TOC

Clickable links for Prime-Line social media.

RAPID REPAIR Plumbing Solutions

Rapid Repair Plumbing Solutions™ is a family of innovative products that will save you time and money. Our products are designed for faster and easier installation. Rapid Ring pre-formed plumbers putty eliminates multiple steps. Additionally, our assemblies include our Rapid Ring pre-installed directly on unit.



“Save time & money. Less waste.”

Made of plumbers putty, the Rapid Ring saves time and money by eliminating the need to purchase a tub of plumbers putty to install the product. The pre-installed ring also creates less waste, as it is the perfect amount of putty needed for installation.



All Pop-Ups & Basket Strainers include Rapid Ring Pre-installed

Section Table of Contents

[How to use the catalog](#)
[Kitchen Sink Basket Strainers](#)



Introducing Prime-Line's sink basket strainers with putty rings pre-installed



Universal sink drain pop-up installation gasket
<https://tinyurl.com/SinkPopUp>

Two clickable buttons allow for fast navigation through the catalog.

The top button jumps the currently viewed page back to the Master Table of Contents for the entire catalog.

The lower button jumps the currently viewed page back to the intro page for the current section, and the Section Table of Contents found on that page.

Clickable thumbnails launch window with direct YouTube video link.



Clickable hyperlinks allow for fast navigation through catalog pages.

Clickable links for Prime-Line social media.



Kitchen Sink Basket Strainers



Qty: 1 set.
Stainless steel basket with post, plastic body fits sinks up to 1/2 in. thick, fits 3-1/2 in. to 4 in. sink openings, Rapid Ring pre-installed.

[MP321301](#) (Chrome)



Qty: 1 set.
Stainless steel basket with spring lock post, stainless steel body fits sinks up to 3/4 in. thick, fits 3-1/2 in. to 4 in. sink openings, Rapid Ring pre-installed.

[MP321661](#) (Chrome)



Qty: 1 set.
Stainless steel basket with spring lock post, galvanized steel 3 screw rapid mount assembly, stainless steel body fits sinks up to 1 in. thick, fits 3-1/2 in. to 4 in. sink openings, Rapid Ring pre-installed.

[MP321721](#) (Satin/brushed nickel)



Qty: 1 set.
Stainless steel basket with spring lock post, galvanized steel pressure cup housing, stainless steel body fits sinks up to 5/8 in. thick, fits 3-1/2 in. to 4 in. sink openings, Rapid Ring pre-installed.

[MP321791](#) (Chrome)



Qty: 1 set
Stainless steel basket with long post, stainless steel body fits sinks up to 1/2 in. thick, fits 3-1/2 in. to 4 in. sink openings, Rapid Ring pre-installed.

[MP321651](#)



Qty: 1
Tube cutter for cutting 1/8 in. to 1-1/8 in. dia. copper tubing and PVC pipe, extra cutting wheel included.

[RP77111](#)



Qty: 1
Tube cutter for cutting 1/8 in. to 1-1/8 in. dia. copper tubing and PVC pipe, screw feed, extra cutting wheel included.

[RP77112](#)



Qty: 1
PVC pipe cutter for cutting plastic pipe, vinyl and rubber tubing up to 1-1/2 in. dia., ratcheting mechanism.

[RP77151](#)



Qty: 1
PVC pipe cutter for cutting plastic pipe, vinyl and rubber tubing up to 2 in. dia., ratcheting mechanism.

[RP77152](#)



Qty: 1
Poly pipe & tubing cutter for cutting soft tubing up to 1-1/2 in. dia., opens wide.

[RP77131](#)




Qty: 1
PVC cable saw for cutting plastic pipe in tight spaces or irrigation pipe in ground, larger finger loops for better grip, tight weave cable.

[RP77155](#)



Qty: 1
Internal plastic pipe cutter for cutting plastic pipe 1-1/4 in. dia. or larger, cutting blade securely attached.

[RP77171](#)



Qty: 1 set.
Tube bending spring set for bending copper and soft metal tubing up to 180 degrees, 4 pieces (1/4 in., 3/8 in., 1/2 in., 5/8 in.), tight spring coils maintains shape.

[RP77210](#)



Qty: 1
4-Way sillcock key for opening and closing sillcock valves, fits 4 sizes (1/4 in., 9/32 in., 5/16 in., 11/32 in.), larger profile for ease of application.

[RP77231](#)



Qty: 1
Faucet handle & sleeve puller for removing faucet handles with center screw holes and compression sleeve, full pattern "T" cross bar.

[RP77233](#)



Qty: 1
Swaging tool for joining similar size copper tubing without couplings, joins 6 sizes (3/16 in., 1/4 in., 5/16 in., 3/8 in., 1/2 in., 5/8 in.), solid steel construction.

[RP77235](#)



Qty: 1
Flaring tool for flaring copper and soft metal tubing, fits 7 tube sizes (3/16 in., 1/4 in., 5/16 in., 3/8 in., 7/16 in., 1/2 in., 5/8 in.), heavy duty construction, oversized wing nuts & precision hole alignment.

[RP77237](#)



Qty: 1 set.
Wire brush set for cleaning a variety of surfaces, 3 piece (nylon, steel & brass), durable plastic handle.

[RP77250](#)



Qty: 1
Wire brush for cleaning inside of copper tubing and fittings, wire frame around durable plastic insert handle.

[RP77261](#) (1/2 in.) [RP77262](#) (3/4 in.)



Qty: 1
Wire brush 4-in-1 combo for cleaning inside and outside of copper tubing and fittings 1/2 in. & 3/4 in., durable plastic housing.

[RP77265](#)



Qty: 1
Inner & outer reamer for preparing 1/8 in. to 1-5/8 in. inside and outside of pvc pipe and copper tubing, durable plastic housing.

[RP77271](#)



Qty: 1 set.
Shower valve socket set for removal and installation of tub and shower valves, 5 piece plus handle, 10 sizes (21/32 in., 27/32 in., 29/32 in., 31/32 in., 1-1/32 in., 1-3/32 in., 1-5/32 in., 1-9/32 in., 1-11/32 in., 1-7/16 in.), full pattern heavy gauge sockets.

[RP77310](#)



Qty: 1
Shower valve socket for removal and installation of tub and shower valves, full pattern heavy gauge sockets.

[RP77311](#) (21/32 in. & 27/32 in.)

[RP77312](#) (29/32 in. & 31/32 in.)

[RP77313](#) (1-1/32 in. & 1-3/32 in.)



Qty: 1
Adjustable slip nut wrench for removing and tightening nuts under bathroom and kitchen sinks, adjusts from 1 in. to 3 in., larger wing nut additional turn wheel threads for better operation.

[RP77321](#)



Qty: 1
Tub drain remover wrench for removal and installation of tub drains, heavy duty construction.

[RP77323](#)



Qty: 1
Pop-up wrench for holding pop-up and drain strainers in place during removal and installation, cast body, distinctive heads.

[RP77325](#)



Qty: 1
Faucet seat wrench for removal and installation of faucet seat, deeper milled taper & steps, fits snug in seats.


[RP77331](#) (Tapered)

[RP77333](#) (Stepped)




Qty: 1
Basin wrench for removing and tightening faucet and fill valve nuts, 10-1/2 in. reach, cast swivel head, steel bar handle will not slide out.

[RP77335](#)



Qty: 1
Basin wrench, for removing and tightening faucet and fill valve nuts, telescoping (10 in. reach expands to 16 in.), cast swivel head, steel end core construction, steel bar handle will not slide out.

[RP77337](#)



Qty: 1
Plumbers wrench for removing and tightening nuts under bathroom and kitchen sinks, fits 1-3/4 in., 2 in., 2-1/2 in. spud and locknuts, sides designed to fit plastic drain nuts.

[RP77341](#)



Qty: 1
Basket strainer wrench for holding basket strainers in place during installation, full pattern with steel bar handle.

[RP77343](#)



Qty: 1
Garbage disposal wrench for unblocking and freeing jammed shredder plates, large "T" handle for better centered leverage.

[RP77345](#)




Qty: 1
PVC pipe nipple extractor for removing broken sprinkler pipe nipples 1/2 in. & 3/4 in., dual heads supplied easy swap out.

[RP77350](#)



Qty: 1
Pipe nipple extractor set, for removing broken & old frozen pipe nipples, 5 pieces (1/8 in., 1/4 in., 3/8 in., 1/2 in., 3/4 in.), deep grooves provide tighter fit.

[RP77355](#)



Internal pipe wrench for removing broken & frozen pipe nipples, deep grooves & cams to avoid slippage.

[RP77360](#) (3 piece set)

[RP77362](#) (1/2 in.)

[RP77361](#) (3/8 in.)

[RP77363](#) (3/4 in.)



Qty: 1
Pipe wrench, heavy duty construction, jaws open up to: 10 in. - 1-1/2 in., 12 in. - 2-1/8 in., 14 in. - 2-1/2 in., cast iron head with deep groove jaws.

[RP77371](#) (10 in.) [RP77372](#) (12 in.) [RP77373](#) (14 in.)



Qty: 1
Pipe wrench, heavy duty construction, jaws open up to: 10 in. - 1-1/2 in., 12 in. - 2-1/8 in., 14 in. - 2-1/2 in., light weight aluminum handle, cast iron head with deep groove jaws.

[RP77381](#) (10 in.) [RP77382](#) (12 in.) [RP77383](#) (14 in.)



Qty: 1
Strap wrench for loosening and tightening pipe, aluminum body, light weight handle, extra long strap.

[RP77391](#)

Get the most out of your interactive catalog



Qty: 1, with fasteners.

Fits wood and metal gates up to 50 lbs., adjustable tension, heat treated torsion spring, baked enamel black painted finish.

RG 18667 (In-line mounting – 8 in. x 3.4 mm dia.)

RG 18504 (In-line mounting – 9 in. x 3.8 mm dia.)

RG 18668 (Off-set mounting – 10 in. x 3.8 mm dia.)

Clickable hyperlink launches internet browser, opening a new web page that redirects to the product page on the Prime-Line website.

Toggle between photo and dimensioned line drawing of product.

Additional product specifications.

The screenshot shows a web browser displaying the product page for a self-closing gate spring. The browser address bar shows the URL: <https://www.primelineparts.com/self-closing-gate-spring-8-inch-steel-black-finish-adjustable/>. The website header includes the Prime-Line logo, a search bar with the text 'RG 18667', and links for 'ACCOUNT' and 'CART (0)'. The navigation menu lists 'REPAIR/REPLACEMENT PARTS', 'SAFETY AND SECURITY PRODUCTS', 'FASTENERS', 'CATALOGS', and 'SALE'. The breadcrumb trail reads 'REPAIR/REPLACEMENT PARTS / BUILDERS HARDWARE / GATE & DOOR CLOSER'. The product is displayed with a large image and a smaller image showing the mounting hardware. The product title is 'Self-Closing Gate Spring, 8 inch Steel, Black Finish, Adjustable'. The SKU is 'RG 18667' and the price is '\$19.59'. The product description states: 'Used on gates to assist in closing of gates where safety is a concern', '8 in. hole centers', 'Black painted finish', and 'View Details'. There is an 'ADD TO CART' button. The 'PRODUCT DETAILS' section contains the following text: 'This is a self closing gate spring. It is constructed of steel components and comes in a black finish. The tension is adjustable with the use of an adjustable wrench. Make sure not to over tighten the tension on the spring to cause it to break, if your gate is still not closing to your standards you may need a second spring. All the necessary mounting hardware is included for you installation. A Phillips head screwdriver will be required for the installation.' The 'SPECIFICATIONS' section lists: 'Constructed of steel' and 'Please refer to the line art drawing for dimensions and compare with your needs before purchasing'. The 'WARRANTIES & MANUALS' section is currently collapsed.

Descriptive title.

Product description.

Add to cart option



Qty: 1 set, with fasteners.

1-3/4 in. hasp, stamped steel, rigid non-swiveling staple, concealed mounting screws when the hasp is locked, compatible with most standard padlocks.

U 117010 (Zinc plated)

U 117018 (Matte black finish)

U 117016 (Brass plated)



Qty: 1 set, with fasteners.

2-1/2 in. hasp, stamped steel, rigid non-swiveling staple, concealed mounting screws when the hasp is locked, compatible with most standard padlocks.

U 117050 (Zinc plated)

U 117056 (Brass plated)

U 117058 (Matte black finish)

U 117053 (Galvanized – solid brass pin)



Qty: 1 set, with fasteners.

3 in. hasp, stamped steel, rigid non-swiveling staple, concealed mounting screws when the hasp is locked, compatible with most standard padlocks.

U 117090 (Zinc plated)

U 117098 (Matte black finish)



Qty: 1 set, with fasteners.

3 in. hasp, keyed, stamped steel, swiveling staple, concealed mounting screws when the hasp is locked, compatible with most standard padlocks.

U 117164 (Chrome plated)

U 117168 (Matte black finish)



Qty: 1 set, with fasteners.

3-1/4 in. hasp, stamped steel, rigid non-swiveling staple, concealed mounting screws when the hasp is locked, compatible with most standard padlocks.

U 117110 (Zinc plated)

U 117116 (Brass plated)

U 117118 (Matte black finish)

U 117113 (Galvanized – solid brass pin)




Qty: 1 set, with fasteners.

3-1/2 in. hasp, stamped steel, swiveling staple, concealed mounting screws when the hasp is locked, compatible with most standard padlocks.

U 117120 (Zinc plated)

U 117128 (Matte black finish)

U 117123 (Galvanized – solid brass pin)



Qty: 1 set, with fasteners.

3-1/2 in. double hasp, stamped steel, rigid non-swiveling staple, concealed mounting screws when the hasp is locked, compatible with most standard padlocks.

U 117130 (Zinc plated)

U 117138 (Matte black finish)



Qty: 1 set, w

3-3/4 in. hasp, keyed, stamped steel, swiveling staple, concealed mounting screws when the hasp is locked, compatible with most standard padlocks.

U 117204 (Chrome plated)

U 117208 (Matte black finish)



Qty: 1 set, with fasteners.

4-3/8 in. hasp, stamped steel, rigid non-swiveling staple, concealed mounting screws when the hasp is locked, compatible with most standard padlocks.

U 117170 (Zinc plated)

U 117171 (Stainless steel)

U 117178 (Matte black finish)

U 117173 (Galvanized – solid brass pin)



Qty: 1 set,

4-3/8 in. hasp, stamped steel, swiveling staple, concealed mounting screws when the hasp is locked, compatible with most standard padlocks.

U 117180 (Zinc plated)

U 117188 (Matte black finish)



Qty: 1 set, with fasteners.

4-3/8 in. double hasp, stamped steel, rigid non-swiveling staple, concealed mounting screws when the hasp is locked, compatible with most standard padlocks.

U 117190 (Zinc plated)

U 117198 (Matte black finish)



Qty: 1 set, with fasteners.

4-3/8 in. heavy-duty double hasp, stamped steel, rigid non-swiveling staple, concealed mounting screws when the hasp is locked, compatible with most standard padlocks.

U 117290 (Zinc plated)


U 117298 (Matte black finish)



Qty: 1 set, with fasteners.

6 in. hasp, stamped steel, rigid non-swiveling staple, concealed mounting screws when the hasp is locked, compatible with most standard padlocks.

U 117210 (Zinc plated) **U 117218** (Matte black finish)
U 117213 (Galvanized – solid brass pin)



Qty: 1 set

6 in. hasp, stamped steel, swiveling staple, concealed mounting screws when the hasp is locked, compatible with most standard padlocks.

U 117220 (Zinc plated) **U 117228** (Matte black finish)



Qty: 1 set, with fasteners.

8 in. heavy-duty double hasp, stamped steel, rigid non-swiveling staple, concealed mounting screws when the hasp is locked, compatible with most standard padlocks.

U 117250 (Zinc plated) **U 117258** (Matte black finish)



Qty: 1 set, with fasteners.

2-3/4 in. draw hasp, stamped steel, concealed mounting screws when the hasp is locked.

U 117410 (Zinc plated) **U 117418** (Matte black finish)



Qty: 1 set, with fasteners.

4 in. draw hasp, stamped steel, concealed mounting screws when the hasp is locked.

U 117430 (Zinc plated) **U 117438** (Matte black finish)



Qty: 1 set, with fasteners.


2 in. slide bolt, steel, designed for horizontal, vertical, or downward mounting.

U 117510 (Zinc plated)

U 117511 (Stainless steel)

U 117516 (Brass plated)

U 117518 (Matte black finish)



Qty: 1 set, with fasteners.

2-1/2 in. slide bolt, steel, designed for horizontal, vertical, or downward mounting.

U 117530 (Zinc plated)

U 117531 (Stainless steel)

U 117536 (Brass plated)

U 117538 (Matte black finish)

U 117533 (Galvanized – solid brass pin)



Qty: 1 set, with fasteners.

3 in. slide bolt, steel, designed for horizontal, vertical, or downward mounting.


U 117550 (Zinc plated)

U 117551 (Stainless steel)

U 117556 (Brass plated)

U 117558 (Matte black finish)

U 117553 (Galvanized – solid brass pin)



Qty: 1 set, with fasteners.

4 in. slide bolt, steel, designed for horizontal, vertical, or downward mounting.

U 117570 (Zinc plated)

U 117571 (Stainless steel)

U 117576 (Brass plated)

U 117578 (Matte black finish)


U 117573 (Galvanized – solid brass pin)



Qty: 1 set, with fasteners.

3-5/8 in. heavy-duty slide bolt, steel, designed for horizontal, vertical, or downward mounting.

U 117580 (Zinc plated)



Qty: 1 set, with fasteners.

5 in. slide bolt, steel, designed for horizontal, vertical, or downward mounting.

U 117600 (Zinc plated)

U 117603 (Galvanized – solid brass pin)




Qty: 1 set, with fasteners.

5 in. heavy-duty slide bolt, steel, designed for horizontal, vertical, or downward mounting.

U 117630 (Zinc plated)

U 117638 (Matte black finish)



Qty: 1 set, with fasteners.

5-1/2 in. heavy-duty slide bolt, steel, designed for horizontal, vertical, or downward mounting.

U 117610 (Zinc plated)

U 117618 (Matte black finish)




Qty: 1 set, with fasteners.

7 in. heavy-duty slide bolt, steel, designed for horizontal, vertical, or downward mounting.

U 117670 (Zinc plated)

U 117678 (Matte black finish)

Screw Cover Caps, Shelf Braces & Catches



#7 x 1-1/2 in. screw, 1/2 in. O.D., plastic cover, excellent for covering screw holes.

EP 16044 (White - Qty. 12)

EP 16045 (Brown - Qty. 12)

CCEP 16044 (White - Qty. 50 bags of 12, with fasteners, per box)



Qty: 20

5 mm O.D. Hole cap, plastic.

EP 16051 (White)



Qty: 53

Made with high performance self-adhesive to provide a long lasting permanent bond, made of durable PVC or unfinished real wood, easy to install, 9/16 in. O.D., excellent for covering screw holes.

KD 16080 (Textured, white)

KD 16084 (Smooth, oak)

KD 16082 (Textured, black)

KD 16088 (Unfinished, pine - Qty. 52)

KD 16083 (Smooth, maple)



Qty: 12

Folding screw cover, plastic.

EP 16097 (White)

EP 16098 (Black)



Qty: 2, with fasteners.

Plastic, 1-1/8 in.

EP 16078 (White)

EP 16096 (Brown)




Qty: 1 set, with fasteners.

Steel, adjustable, used on interior swinging closet or other utility doors.

U 9132 (Brass finish)

U 10288 (Chrome finish)



Qty: 1 set, with fasteners.

Steel housing and strike, adjustable, spring loaded, 1-3/8 in. hole spacing.

U 9047 (Brass finish)

Pulls, Hinges, Clamps, & Drapery Cord Tension Spring



Qty: 1
Cold rolled steel bar pull, mountable to any surface.
[KD 17549](#) (Satin chrome – 4 in. hole spacing)
[KD 17543](#) (Matte black – 4 in. hole spacing)



Qty: 2, with fasteners.
Diecast, 3 in. hole spacing.
[U 9051](#) (Chrome finish) [U 11279](#) (Satin nickel finish)



Qty: 2
Diecast, 2-3/4 in O.D.
[U 10420](#) (Satin nickel)



Qty: 2, with fasteners.
Plastic housing & roller, spring loaded.
[U 9252](#) (White)



Qty: 2 sets, with fasteners.
Steel & plastic brackets, plastic pivots, makes cafe doors double acting and self-closing.
[U 9133](#) (Brass finish)



Heavy gauge steel, used to hold bed frame meeting rails together.
[U 9005](#) (1 in. frame width – Qty. 2 per card)
[U 9006](#) (1-1/4 in. frame width – Qty. 2 per card)
[U 11310](#) (Qty. 2 each of 1 in. & 1-1/4 in. frame widths)

UTILITY

Shelf Support Pegs




Qty: 8
Steel, spoon style, 20 lbs. max load per peg.

Peg Diameter	Brass	Nickel	Black
1/4 in.	U 10162	U 10163	U 101638
5 mm	U 10165	U 10166	U 101668
7 mm	U 10182	-	-



Qty: 8
Steel, screw mounting hole allows shelf to be fastened to peg, 20 lbs. max load per peg.

Peg Diameter	Brass	Nickel	Black
1/4 in.	U 10168	U 10169	U 101698
5 mm	U 10170	U 10171	U 101718



Qty: 8
Steel with vinyl tip, 1/4 in. O.D. peg, 20 lbs. max load per peg.
[U 10184](#) (Brass plated)




Qty: 8
Plastic peg with steel pin, 5 mm O.D. peg, 15 lbs. max load per peg.
[U 10159](#) (Clear) [U 10161](#) (White)
[U 101618](#) (Black)



Qty: 8
Plastic, self-locking, 5 mm O.D. peg, 1/2 in. shelf thickness, 5 lbs. max load per peg.
[EP 11322](#) (White)



Plastic, 1/4 in. O.D. round peg, 5 lbs. max load per peg.
[U 10137](#) (Brown - Qty. 8) [U 10177](#) (Almond - Qty. 8)
[EP 9001](#) (Brown - Qty. 12) [U 9258](#) (Beige - Qty. 12)
[U 10136](#) (Clear - Qty. 8)
[U 10138](#) (White - Qty. 8)



Qty: 12
Plastic, 5 mm O.D. round peg, 5 lbs. max load per peg.
[EP 9381](#) (Brown) [EP 9383](#) (White)
[EP 9384](#) (Clear)



Qty: 4
Clear plastic, self-locking, 5 lbs. max load per peg.

	Peg Diameter	Shelf Thickness
U 11299	1/4 in.	1/2 in.
U 9398N	1/4 in.	3/4 in.
U 9393	5 mm	5/8 in.
U 11301	5 mm	3/4 in.



Qty: 8
Plastic peg with steel pin, 3 mm O.D. peg, 15 lbs. max load per peg.
[U 10156](#) (Clear)



Qty: 8
Plastic, 1/4 in. O.D. peg.
[U 10144](#) (Clear)



Qty: 8
Plastic, 5 mm O.D. peg, 5 lbs. max load per peg.
[U 10142](#) (White)

Shelf Support Pegs & Mirror Clips



Qty: 12
Plastic, 1/4 in. O.D. peg.
[U 9256](#) (Clear)



Qty: 8
Plastic, 1/4 in. O.D. peg, 5 lbs. max load per peg.
[U 10150](#) (Clear)



Qty: 8
Plastic, 5 mm O.D. peg, 5 lbs. max load per peg.
[U 10147](#) (Clear)



Qty: 8
Steel, designed for use with pilaster style standards, fits Knap & Vogt®.
[U 10173](#) (Nickel finish) [U 10178](#) (Black finish)
[U 10176](#) (Brass finish)



Qty: 48
White plastic, used to plug peg holes in cabinetry
[U 10039](#) (1/4 in. O.D.) [U 10033](#) (5 mm O.D.)



Qty: 6, with fasteners.
Plastic.
[U 9002](#) (1/8 in. glass) [U 9003](#) (1/4 in. glass)



Qty: 6, with fasteners.
Plastic.
[U 9276](#) (1/8 in. glass) [U 9278](#) (1/4 in. glass)



Qty: 6, with fasteners.
Stainless steel, for 1/4 in. glass, adjustable.
[U 9254](#) (1/4 in. glass)



Qty: 2, with fasteners.
Heavy duty steel, adjustable.
[U 9131](#)



Qty: 1 set, with fasteners.
Steel, upper mount is spring loaded.
[U 10246](#) (Chrome)

Flag Pole Holders & Corner Shields



Qty: 1, with fasteners.
Plastic, adjustable, for poles up to 1-1/8 in. O.D.
U 9375 (White)



Qty: 1, with fasteners.
Diecast, adjustable, for poles up to 1-1/8 in. O.D.
U 10256 (White)



Qty: 1, with fasteners.
Plastic, for poles up to 1 in. O.D.
U 9374 (White)



Qty: 1, with fasteners.
Cast aluminum, 45° projection from vertical, for poles 3/4 in. O.D.
U 10044 (White)



Qty: 1, with fasteners.
Stamped steel, 35° projection from vertical, for poles 3/4 in. O.D.
U 9379 (White) **U 9378** (Zinc finish)



Qty: 20
Vinyl, push-on installation.
EP 11324 (White – for 3/16 in. wire)
EP 11323 (White – for 1/4 in. wire)



Qty: 10
Zinc plated steel, 3 in. x 3 in. x 3/4 in., 14 ga.
U 9247

Qty: 1, with fasteners (or self adhesive tape).
Clear vinyl, for protecting or repairing wall corners.

	Size	Thickness	Fastens With
U 9129	3/4 in. x 3/4 in. x 48 in.	.045	Drive nails
U 10081	3/4 in. x 3/4 in. x 48 in.	.045	Self adhesive tape
U 10082	3/4 in. x 3/4 in. x 96 in.	.045	Drive nails
U 10083	3/4 in. x 3/4 in. x 96 in.	.045	Self adhesive tape
U 9130	1-1/8 in. x 1-1/8 in. x 48 in.	.060	Sheet metal screws
U 10075	1-1/8 in. x 1-1/8 in. x 96 in.	.060	Sheet metal screws
U 10077	2-1/2 in. x 2-1/2 in. x 96 in.	.075	Sheet metal screws





Pre-drilled for fasteners



No holes
Self adhesive tape

Tote Trac & Gate Springs



Qty: 1 set, with fasteners.

Easy to use organization system that uses storage bins to store your stuff and organize your garage, closets or other spaces in your home, simple to install, easily expandable, convenient access, reduce clutter, access unused space, max load for a pair of Tote Tracs is 100 lbs. (45.4 kg.)

KD 16090 (White)




Qty: 1, with fasteners.

Fits wood and metal gates up to 50 lbs., adjustable tension, heat treated torsion spring, baked enamel black painted finish.

RG 18667 (In-line mounting – 8 in. x 3.4 mm dia.)

RG 18504 (In-line mounting – 9 in. x 3.8 mm dia.)


RG 18668 (Off-set mounting – 10 in. x 3.8 mm dia.)



Qty: 1, with fasteners.

Hydraulic, designed for both steel or wooden gates & doors, non-handed, adjustable closing speed, black painted finish, used on swimming pool, yard gates and doors where safety is a concern.

RG 18704



Qty: 1 set, with fasteners.

Works with double acting kitchen doors, gates and panels, mortise mounting, spring tension is not adjustable, closes doors up to 90 lbs., works on both wood and metal doors or gates 1-3/8 in. to 1-3/4 in. thick.

RG 18669 (Brass)



Qty: 4

A/C Hurricane tie down strap, galvanized steel, 1 in. wide, 4-1/4 in. long, 1-1/2 in. deep, 1/2 in. hole spacing.

RG 18610

GARAGE DOOR

Hardware



Keeping the hardware on your garage door in good condition ensures a long lasting and trouble free operation. We supply a complete line of garage door replacement parts & accessories that most often need replacing. Over 100 items are available to keep your door operating smoothly.

Section Table of Contents

[How To Use The Catalog](#)

[Hinges](#)

[Bottom Seals](#)

[Latches](#)

[Brackets](#)

[Rollers](#)

[Cables](#)

[Stops](#)

[Extension Springs](#)

[Torsion Springs](#)

[Handles](#)





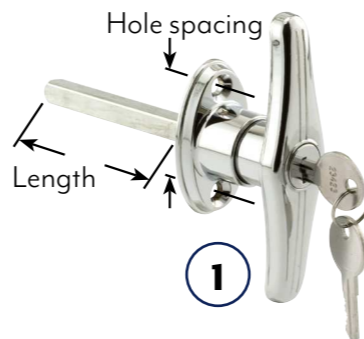
RETURN TO MASTER TOC

“Keeping the hardware on your garage door in good condition ensures long lasting and trouble free operation.”

Uses: There is a wide variety of door styles on the market and all require some type of hardware to function. Most of these hardware components wear out over time and require repair and replacement. It is important to have a properly functioning door for security and safety reasons.

Selection:

1. Review the handle for the spacing between the mounting holes and the shaft length.
2. Roller type, steel or plastic, and roller diameter are also important to ensure your door will operate properly.
3. Determine which hinge is needed by what position it mounts on the door. Bottom mount and center hinges are referred to as position #1.



GD 52100
Extension Cable



GD 52108
Pulley with Strap



GD 52112
Roller



GD 52123
Locking Handle

Time required for installation: 1 to 2 hours for most replacements.

Tools required: Pliers or needle nose pliers, hammer, ratchet with various socket sizes.

Expected lifetime: Garage door hardware life can vary widely. Generally, if the item is properly installed, lubricated annually and cleaned, it will last for many years.

Why buy: Most purchases are the result of wear on hardware components or abuse, such as the door rollers failing. This can cause the rollers to freeze and grind on the track. It is important to have a properly functioning door for security and safety reasons.

Care and maintenance: Lubricate moving parts; including cable with a lightweight oil twice a year; do not use grease. Keep the track area clean of dirt and debris.



Get the most out of your interactive catalog



Qty: 1
Galvanized steel, 14 gauge, 3 in. overall width, roller tube accepts a standard 7/16 in. O.D. stem roller.

- [GD 52104](#) (# 1 position & center)
- [GD 52105](#) (# 2 position)
- [GD 52106](#) (# 3 position)
- [GD 52107](#) (# 4 position)

Clickable hyperlink launches internet browser, opening a new web page that redirects to the product page on the Prime-Line website.

Toggle between photo and dimensioned line drawing of product.

Additional product specifications.

The screenshot shows a web browser window displaying the product page for a garage door hinge. The page includes a navigation bar with 'REPAIR/REPLACEMENT PARTS', 'SAFETY AND SECURITY PRODUCTS', 'FASTENERS', 'CATALOGS', and 'PROJECTS'. The product title is 'Hinge (1# Position & Center)' with SKU: GD 52104 and a price of \$11.00. A product description lists features like 'Used by most garage door manufacturers', '14 ga. galvanized steel', and 'Easy to install'. There is an 'ADD TO CART' button and a quantity selector set to 1. Below the main image are sections for 'PRODUCT DETAILS', 'SPECIFICATIONS', and 'WARRANTIES & MANUALS'. A 'Feedback' button is visible on the right side of the page.

Descriptive title.

Product description.

Add to cart option

GARAGE DOOR

Cables, Stops & Accessories



Qty: 2
Galvanized carbon steel, 12 ft. length.
[GD 52100](#) (1/8 in. cable) [GD 52161](#) (5/32 in. cable)
[GD 52101](#) (3/32 in. cable)



Qty: 2 sets
Galvanized carbon steel, 8 ft. 8 in. length, 1/8 in. O.D., with cable clamps.
[GD 52102](#)



Qty: 2
Galvanized carbon steel, 8 ft. 8 in. length, with stops.
[GD 52183](#) (1/8 in. cable) [GD 52263](#) (3/32 in. cable)



Qty: 2
Galvanized carbon steel, 13 ft. 8 in. length, 1/8 in. O.D.
[GD 52262](#)



Qty: 2 sets.
Galvanized carbon steel, 12 ft. length, 3/32 in. O.D., with cable clamps and hooks.
[GD 52289](#)




Qty: 2 sets.
Extruded aluminum.
[GD 12149](#) (1/16 in.) [GD 12152](#) (5/32 in.)
[GD 12150](#) (3/32 in.) [GD 12153](#) (3/16 in.)
[GD 12151](#) (1/8 in.) [GD 12154](#) (1/4 in.)



Qty: 20
Extruded aluminum.
[GD 12180](#) (1/4 in.)



Qty: 2
Steel bolt and nut, cast aluminum housing.
[GD 12251](#) (1/16 in.) [GD 12253](#) (3/8 in.)
[GD 12252](#) (5/16 in.) [GD 12254](#) (1/2 in.)



Qty: 1
Steel, 2 piece, rubber covered handle.
[GD 52215](#) (1/16 in. - 1/8 in.)



Qty: 1
Steel, 2 piece, rubber covered handle.
[GD 52216](#) (1/8 in. - 1/4 in.)



Galvanized steel pulley and strap, case hardened steel race with steel ball bearing roller, center grooved.

- [GD 52109](#) (3 in. O.D. – Qty. 1 set)
- [GD 52189](#) (3 in. O.D. – Qty. 2 sets)
- [GD 52108](#) (4 in. O.D. – Qty. 1 set)



Qty: 2
Steel ball bearing roller, steel inner race, 1-7/8 in. O.D., round edge, 7/16 in. O.D. stem, 3-7/8 in. stem length.

[GD 52110](#)




Heavy duty steel ball bearing roller, steel inner race, round edge, 7/16 in. O.D. stem.

- [GD 52212](#) (4-3/8 in. stem length – Qty. 2)
- [GD 52111](#) (6-13/16 in. stem length – Qty. 1)



Qty: 2
Plastic ball bearing roller, steel inner race, 1-7/8 in. O.D., round edge, 7/16 in. O.D. stem, 4-1/4 in. stem length.

[GD 52140](#)



Qty: 2
Plastic roller, 1-7/8 in. O.D., round edge, 7/16 in. O.D. stem, 4-1/8 in. stem length.

[GD 52203](#)



Qty: 2
Steel ball bearing roller, steel inner race, 1-5/16 in. O.D., flat edge, 5/16 in. O.D. stem, 2-7/8 in. stem length.

[GD 52112](#)



Qty: 2
Steel ball bearing roller, steel inner race, 1-7/8 in. O.D., round edge, 5/16 in. O.D. stem, 4-1/2 in. stem length.

[GD 52113](#)



Qty: 1, with fasteners.
Galvanized steel, 14 gauge, 3 in. overall width, roller tube accepts a standard 7/16 in. O.D. stem roller.

- [GD 52104](#) (#1 position & center - Qty: 1, with fasteners)
- [GD 52105](#) (#2 position - Qty: 1, with fasteners)
- [GD 52106](#) (#3 position - Qty: 1, with fasteners)
- [GD 52107](#) (#4 position - Qty: 1, with fasteners)
- [GD 52188](#) (#4 position - Qty: 2, without fasteners)



Qty: 1
Galvanized steel, heavy duty.

[GD 52167](#)



Qty: 1, with fasteners.
Galvanized steel, heavy duty, adjustable, roller tube accepts a standard 7/16 in. O.D. stem roller.

[GD 52117](#)


GARAGE DOOR

Brackets, Handles & Latches



Qty: 1 set, with fasteners.
Steel, adjustable.

[GD 52220](#)



Qty: 1 set.
Galvanized steel, heavy duty, 13 gauge, roller tube accepts a standard 7/16 in. O.D. stem roller.

[GD 52197](#)




Diecast, keyed, 1-1/2 in. hole spacing, 5/16 in. square shaft, 3 in. long.

[GD 52122](#) (Chrome – Qty. 1 handle, 2 keys, with fasteners)
[GD 52200](#) (Chrome – Qty. 2 handles, 4 keys, with fasteners)



Qty: 1 handle, 2 keys, with fasteners.
Diecast, keyed, 1-1/2 in. hole spacing, 5/16 in. square shaft, 4-5/8 in. long.

[GD 52169](#) (Chrome)



Qty: 1, with fasteners.
Diecast, 1-1/2 in. hole spacing, 5/16 in. square shaft, 3 in. long.

[GD 52121](#) (Chrome)




Qty: 1 handle, 2 keys, with fasteners.
Diecast, keyed with break-off spindle, 4-1/4 in. hole spacing, 5/16 in. square shaft, 3-1/8 in. long.

[GD 52147](#) (Chrome)




Qty: 1 handle, 2 keys, with fasteners.
Diecast, keyed, 1-3/4 in. hole spacing, 5/16 in. square shaft, 3 in. long.

[GD 52123](#) (Chrome)



Qty: 1
Galvanized steel assembly, steel bolt, heavy duty, spring loaded.

[GD 52138](#)



Qty: 1, with fasteners.
Galvanized steel assembly, steel bolt, heavy duty.

[GD 52118](#)



Qty: 1, with fasteners.
Galvanized steel, heavy duty, accepts a 5/16 in. square shaft.

[GD 52120](#)



Qty: 1 set, with fasteners.
Heavy gauge steel, tamper-proof cover plate, with surface & mortise keepers.

[GD 52241](#)



Qty: 1 set, with fasteners.
Heavy gauge steel, with surface mounted keeper.

[GD 52145](#)



Qty: 1 set, 2 keys, with fasteners.

Diecast assembly, heavy duty steel spring bolt, aluminum face key cylinder, 5 pin tumbler.

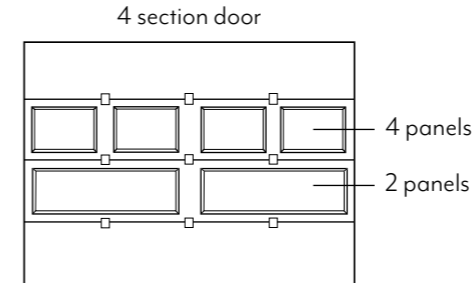
[GD 52119](#) (Aluminum)



Qty: 1 lock, 2 keys, with fasteners.

Diecast, brass face, 5 pin tumbler.

[GD 52139](#)



Qty: 1 (CCGD 4 per box).

Heavy duty, rated at 10,000 cycles, galvanized carbon steel cable, 8 ft. 8 in. length, 1/8 in. O.D.



Qty: 1 lock, 2 keys, with fasteners.

Plastic housing and faceplate, exterior mounted.

[GD 52142](#)



Qty: 1 lock, 2 keys, with fasteners.

Diecast, 36 in. cable.

[GD 52143](#) (Brushed chrome)



Qty: 1 set.

Double loop, 16 in. length, galvanized carbon steel cable, with cable clamps.

[GD 12270](#)

[GD 12279](#)

[GD 12202](#)

[GD 12311](#)

[GD 12191](#)

[GD 12277](#)

[GD 12192](#)

[GD 12193](#)

[GD 12194](#)

[GD 12195](#)

[GD 12207](#)

[GD 12205-1](#)

[CCGD 12205](#)

[GD 12267](#)

Spring Size	Color Code	Door Size	Springs On Door	Springs On Each Side
50 lbs. / 25 in. long	Orange	Use on single car fiberglass doors	2	1
70 lbs. / 25 in. long	Yellow	Use on single car fiberglass door	2	1
90 lbs. / 25 in. long	Light Blue	Use on 2 car metal doors	2	1
110 lbs. / 25 in. long	Blue	Wood door, 8 ft. wide x up to 6 ft. 6 in. high; 2 panels; 4 sections Fiberglass door, 16 ft. wide x up to 7 ft. high; 4 sections	2	1
110 lbs. / 29 in. long	Blue	Use on Taylor® doors; for 2 car metal doors	2	1
120 lbs. / 25 in. long	Green	Wood door, 8 ft. wide x up to 7 ft. high; 2 panels; 4 sections Fiberglass door, 16 ft. wide x up to 7 ft. high; 4 sections	2	1
130 lbs. / 25 in. long	Black	Wood door, 8 ft. wide x up to 7 ft. high; 4 panels; 4 sections	2	1
140 lbs. / 25 in. long	Red	Wood door, 9 ft. wide x up to 7 ft. high; 2 panels; 4 sections Wood door, 16 ft. wide x up to 7 ft. high; 2 panels; 4 sections	2 4	1 2
150 lbs. / 25 in. long	Silver	Wood Door, 9 ft. Wide x up to 7 ft. High; 4 Panels; 4 Sections Wood Door, 16 ft. Wide x up to 7 ft. High; 4 Panels; 4 Sections	2 4	1 2
150 lbs. / 22 in. long	Silver	9 ft. wide x up to 7 ft. high; 4 panels; 4 sections 16 ft. wide x up to 7 ft. high; 4 panels; 4 sections	2 4	1 2
160 lbs. / 25 in. long	Brown	Wood door, 9 ft. wide x 7 ft. high; 4 panels; 4 sections Wood door, 16 ft. wide x 7 ft. high; 4 panels; 4 sections	2 4	1 2
160 lbs. / 25 in. long	Brown	Wood door, 9 ft. wide x 7 ft. high; 4 panels; 4 sections Wood door, 16 ft. wide x 7 ft. high; 4 panels; 4 sections	2 4	1 2
170 lbs. / 25 in. long	Yellow	Wood Door, 10 ft. wide x up to 7 ft. high; 4 panels; 4 sections Wood Door, 16 ft. wide x up to 7 ft. high; 8 panels; 4 sections	2 4	1 2

GARAGE DOOR

Torsion Springs & Accessories

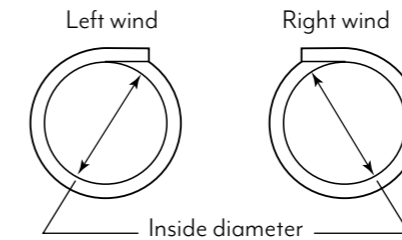

Qty: 1

Steel, heavy duty, with winding and anchor cone.

	Color Code	Wire Size	Inside Diameter	Overall Length	Wind
GD 12224	Silver	.207	1-3/4 in.	18 in.	Right
GD 12225	Silver	.207	1-3/4 in.	18 in.	Left
GD 12315	Light Green	.207	2 in.	20 in.	Right
GD 12316	Light Green	.207	2 in.	20 in.	Left
GD 12317	Tan	.207	2 in.	22 in.	Right
GD 12226	Blue	.218	1-3/4 in.	20 in.	Right
GD 12227	Blue	.218	1-3/4 in.	20 in.	Left
GD 12319	Light Blue	.218	2 in.	23 in.	Right
GD 12320	Light Blue	.218	2 in.	23 in.	Left
GD 12308	Orange	.218	2 in.	25 in.	Right
GD 12228	Red	.243	1-3/4 in.	32 in.	Right
GD 12229	Red	.243	1-3/4 in.	32 in.	Left
GD 12232	Yellow	.243	2 in.	32 in.	Right
GD 12233	Yellow	.243	2 in.	32 in.	Left
GD 12230	White	.250	1-3/4 in.	32 in.	Right
GD 12231	White	.250	1-3/4 in.	32 in.	Left
GD 12321	Gold	.250	2 in.	28 in.	Right
GD 12322	Gold	.250	2 in.	28 in.	Left
GD 12234	Green	.250	2 in.	32 in.	Right
GD 12235	Green	.250	2 in.	32 in.	Left

Measure 10 coils and refer to chart for wire size.

Wire Chart	Wire Size
	2-1/16 in. = .207
	2-3/16 in. = .218
	2-7/16 in. = .243
	2-1/2 in. = .250



Left hand shown

Qty: 1

Diecast, accepts cables up to 1/8 in. O.D., max weight load of 265 lbs.

[GD 12222](#) (Left hand) [GD 12223](#) (Right hand)



Qty: 2

Hard drawn wire, 1/2 in. O.D. x 16 in. long.

[GD 52238](#)

GARAGE DOOR

Accessories & Bottom Seals



Qty: 1
Vinyl, fits on fiberglass and metal doors.
[GD 12294](#) (16 ft.)



Vinyl, fits on fiberglass and metal doors.
[CCGD 12127](#) (9 ft. – Qty. 6 in cut case box)
[CCGD 12128](#) (16 ft. – Qty. 6 in cut case box)



Qty: 1, with fasteners.
Bright yellow rubber ball, 21 ft. nylon cord, contacts windshield when parking car in garage.
[GD 52286](#)



Qty: 2, with fasteners.
Galvanized steel.
[GD 52129](#) (5 in. hole spacing) [GD 52130](#) (6 in. hole spacing)



Qty: 12, with nuts.
Zinc plated, 1/4 in.-20 x 1-7/8 in.
[GD 52103](#)

Get the most out of your interactive catalog



Qty: 1, with fasteners.
Diecast, spring loaded, rubber foot treadle and tip, step-on design.

J4595 (Aluminum)

Clickable hyperlink launches internet browser, opening a new web page that redirects to the product page on the Prime-Line website.

Toggle between photo and dimensioned line drawing of product.

Additional product specifications.

The screenshot shows a product page with the following elements:

- Product Title:** Step-On Door Holder, Aluminum, Spring Loaded, Pack of 1
- SKU:** J 4595
- Price:** \$25.52
- Product Description:**
 - Typically used on commercial doors
 - 3 hole mounting for secure installation
 - Foot operated
 - View Details
- Add to cart option:** A button labeled 'OUT OF STOCK'.
- Product Details:** This is a step-on designed plunger style door holder with a rubber tip. The painted aluminum diecast housing is operated with your foot and is spring-loaded. It has a rubber treadle on top for easy step-on application to lock the plunger down. The release mechanism is toe activated.
- Specifications:**
 - Diecast aluminum
 - Rubber tipped
 - 2-1/8 in. plunger projection
 - Installation hardware included
 - Please refer to the line art drawing for dimensions and compare with your needs before purchasing
- Warranties & Manuals:** A section with a downward arrow.
- Navigation:** Includes a search bar, account icon, cart icon, and a 'Chat with us' button at the bottom.

Descriptive title.

Product description.

Add to cart option



Qty: 1, with fasteners.
Steel housing, 1-1/8 in. backset, single point deadbolt.

J4504



Qty: 1, with fasteners.
Steel housing, two point deadbolt.

J4505



Qty: 1, with fasteners.
Steel housing, 1-1/8 in. backset, single point deadbolt, aluminum faceplate.

J4558 (Aluminum)



Qty: 1, with fasteners.
Diecast, adjustable.

J4516 (Aluminum) **J4532** (Bronze)



Qty: 2, with fasteners.
Plastic, for 1/2 in. square bolts.

J4520



Qty: 1 set contains: 1 cylinder, 1 trim ring, and 1 key.
Pressure cast zinc, 1-5/32 in. x 32 thread, Schlage keyway.

J4512 (Aluminum - Qty. 1 set)

J4513 (Bronze - Qty. 1 set)



Qty: 1 set.
Pressure cast zinc, 1-5/32 in. x 32 thread, thumbturn.

J4530 (Aluminum)

J4531 (Bronze)



Qty: 1, with fasteners.
Cast brass housing, rubber bumper, 15/16 in. hole spacing, floor mounted, meets ANSI standards.

J4544 (Brushed chrome)



Qty: 1, with fasteners.
Solid brass housing, rubber bumper, floor mounted, meets ANSI standards.

J4573 (Brushed chrome)



Qty: 1, with fasteners.
Cast brass housing, rubber bumper, floor mounted, meets ANSI standards.

J4547 (Brushed chrome) **J4847** (Satin nickel)



Qty: 1, with fasteners.
Solid brass housing, rubber bumper, floor mounted.

J4600 (Polished brass)

J4603 (Brushed chrome)



Qty: 1, with fasteners.
Wrought steel bracket, rubber bumper, 1-1/8 in. hole spacing, floor mounted.

J4592 (Brushed aluminum)



Qty: 100
Rubber, 1/2 in. O.D.
J4566 (Gray)



Qty: 1, with fasteners.
Steel retainer plate, concave rubber bumper,
2-1/2 in. O.D., 1 in. projection, wall mounted.
J4540 (Brushed stainless)



Qty: 1, with fasteners.
Solid cast brass, convex rubber bumper, 1 in. O.D.,
9/16 in. projection, wall mounted.
J4570 (Polished brass) **J4648** (Classic bronze)
J4724 (Polished chrome) **J4844** (Satin nickel)
J4647 (Brushed chrome)



Qty: 2, with fasteners.
Rubber, screw-in design.
J4557 (Black)



Qty: 1, with fasteners.
Zinc diecast, spring loaded, rubber tip.
J4523 (Chrome) **J4533** (Bronze)



Qty: 1, with fasteners.
Heavy duty diecast, rubber tip.
J4537 (Chrome) **J4538** (Bronze)



Qty: 1, with fasteners.
Heavy cast iron, spring loaded, rubber tip.
J4551 (Aluminum) **J4552** (Bronze)



Qty: 1, with fasteners.
Heavy cast brass, spring loaded, rubber tip, meets ANSI
standards for commercial use.
J4571 (Brushed chrome)



Qty: 1 set, with fasteners.
Solid brass, rubber bumper, built in hook.
J4601 (Polished brass) **J4602** (Brushed chrome)



Qty: 1, with fasteners.
Diecast, spring loaded, rubber foot treadle and tip,
step-on design.
J4595 (Aluminum)

Push Plates & Kick Plates



Oval handle

Round handle

Qty: 1, with fasteners.

Non-ferrous base metal, with handle, pre-punched mounting holes, meets ANSI A156.6 specifications.

	Finish	Width	Height	Handle	Hole Spacings
J4716	Polished brass	3-1/2 in.	15 in.	Round	6 in.
J4715	Satin aluminum	3-1/2 in.	15 in.	Round	6 in.
J4578	Polished brass	4 in.	16 in.	Oval	5-1/8 in.
J4579	Satin aluminum	4 in.	16 in.	Oval	5-1/8 in.
J4640	Satin aluminum	4 in.	16 in.	Round	6 in.
J4643	Stainless steel	4 in.	16 in.	Round	6 in.
J4668	Bronze painted aluminum	4 in.	16 in.	Round	6 in.



Qty: 1, with fasteners.

Non-ferrous base metal, pre-punched mounting holes, meets ANSI A156.6 specifications.



Qty: 1, with fasteners.

Non-ferrous base metal, pre-punched mounting holes, .032 thick.

	Finish	Width	Height
J4718	Satin aluminum	3-1/2 in.	15 in.
J4720	Stainless steel	3-1/2 in.	15 in.
J4580	Polished brass	4 in.	16 in.
J4630	Brite-brass finish on aluminum	4 in.	16 in.
J4581	Satin aluminum	4 in.	16 in.
J4626	Stainless steel	4 in.	16 in.
J4686	Bronze painted aluminum	4 in.	16 in.
J4636	Stainless steel	8 in.	16 in.

	Finish	Height	Width
J4703	Brite-brass finish on aluminum	6 in.	34 in.
J4702	Satin aluminum	6 in.	34 in.
J4753	Satin aluminum	6 in.	36 in.
J4617	Polished brass	8 in.	34 in.
J4619	Stainless steel	8 in.	34 in.
J4754	Satin aluminum	8 in.	36 in.
J4621	Polished brass	10 in.	34 in.
J4622	Brite-brass finish on aluminum	10 in.	34 in.
J4620	Satin aluminum	10 in.	34 in.
J4693	Bronze powder coated aluminum	10 in.	34 in.
J5018	Stainless steel	34 in.	34 in.
J5019	Stainless steel	36 in.	36 in.



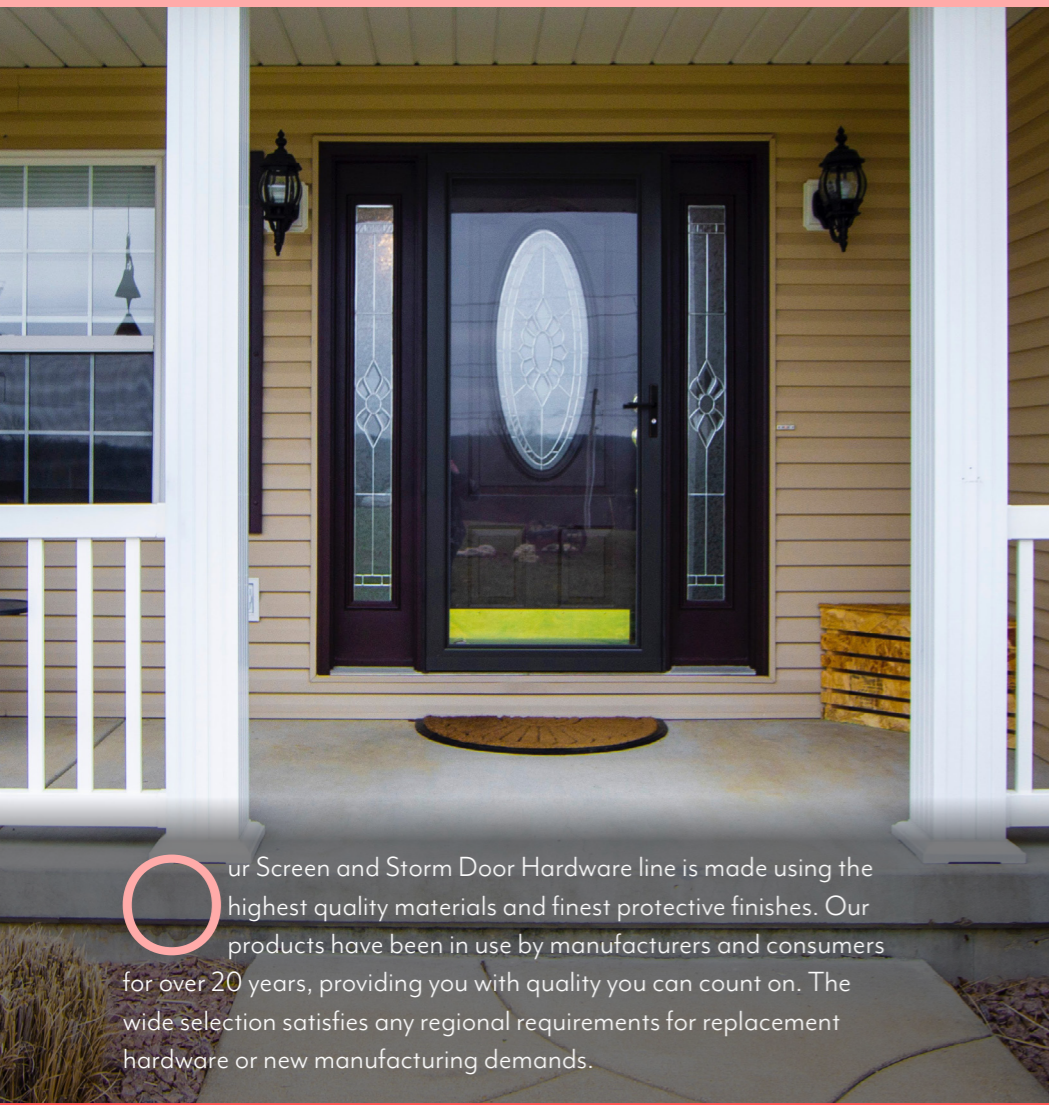
Qty: 1, with fasteners.

Non-ferrous base metal, pre-punched mounting holes, .050 thick, 34 in. wide, 10 in. high.

J4965 (Satin aluminum)

SCREEN & STORM DOOR

Hardware



Our Screen and Storm Door Hardware line is made using the highest quality materials and finest protective finishes. Our products have been in use by manufacturers and consumers for over 20 years, providing you with quality you can count on. The wide selection satisfies any regional requirements for replacement hardware or new manufacturing demands.

Section Table of Contents

[How To Use The Catalog](#)

[Mortise Locks](#)

[Brackets](#)

[Panel Clips](#)

[Closers](#)

[Strikes](#)

[Gib Closers](#)

[Threshold Inserts](#)

[Hinges](#)

[Weatherstrip](#)

[Knobs & Latches](#)



RETURN TO MASTER TOC

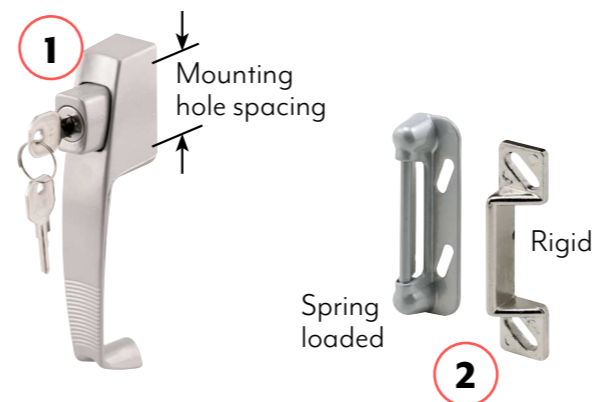
“Measure the hole spacing carefully and compare the strike design.”

Uses: Screen & storm door handles are installed on most all types of storm & screen doors. These allow controlled access of pets and children.

Selection: Most doors are punched or drilled to accept only one type of handle.

In order to identify your system:

1. Carefully review the handles mounting hole spacing (distance from the center of the first hole to the center of the second hole).
2. Strike design, either rigid or spring loaded.
3. Pneumatic or hydraulic closers. Closers are also available with different weight capacities.



K 5000
Knob Latch



K 5071
Push Button Latch



K 5108
Closer

Time required for installation: 5 to 10 minutes for most replacements.

Tools required: Phillips screwdriver, straight slot screwdriver, pliers or needle nose pliers.

Expected lifetime: Screen & storm door handles can last many years with proper care and seasonal maintenance. Frequency of use, damage from children or pets, environmental conditions and improper adjustment can cause early failure.

Why buy: Most purchases are the result of wear on the handle or closer. It is important to have a proper functioning screen or storm door from a health standpoint as it can prevent insects from entering the home and provide a safety factor to maintain access control for pets or wild animals.

Care and maintenance: Handles should be lubricated every season. Avoid using a degreaser or solvent-based lubricant as it can damage the plastic components. Use a good quality dry film lubricant.



Get the most out of your interactive catalog



Qty: 1 set, with fasteners.

Aluminum inside and outside handle, 1-3/4 in. hole spacing, for outswinging doors 5/8 in. to 1-1/4 in. thick, spring loaded strike, 1-1/8 in. hole spacing.

- [K 5006](#) (Aluminum)
- [K 5145](#) (White)
- [K 5007](#) (Black)

Clickable hyperlink launches internet browser, opening a new web page that redirects to the product page on the Prime-Line website.

Toggle between photo and dimensioned line drawing of product.

Additional product specifications.

The screenshot shows a web browser window displaying the Prime-Line website. The page title is 'Push Button Screen or Storm Door Latch, Aluminum, Pack of 1'. The product is priced at \$15.55. The page includes a 'COMPARE' button, a 'View Details' link, and an 'ADD TO CART' button. The product description states: 'Used to replace damaged or missing hardware. Fits door thickness from 5/8 in. to 1-1/4 in. Constructed of diecast, steel and plastic components.' The 'PRODUCT DETAILS' section describes the latch set's construction and features. The 'SPECIFICATIONS' section lists: 'Latch set has 1-3/4 in. mounting hole center spacing', 'Through mount installation', 'All Mounting hardware included', 'Includes night lock tab on inside handle', and 'Please refer to the line art drawing for dimensions and compare with your needs before purchasing'. The 'WARRANTIES & MANUALS' section is also visible at the bottom.

Descriptive title.

Product description.

Add to cart option

Knobs & Latches



Qty: 1 set, with fasteners.

Aluminum inside latch and outside knob, 1-3/4 in. hole spacing, with night lock, for 5/8 in. to 1-1/4 in. thick doors.

K 5000 (Aluminum) **K 5121** (White)
K 5001 (Black) **K 5170** (Chocolate brown)



Qty: 1 set, with fasteners.

Aluminum inside latch and outside knob, 3 in. hole spacing, with night lock, for 1 in. to 1-1/4 in. thick doors.

K 5077 (Aluminum)



Qty: 1 set, 2 keys, with fasteners.

Aluminum inside latch and outside knob, 3 in. hole spacing, keyed, for 1 in. to 1-1/4 in. thick doors.

K 5078 (Aluminum)



Qty: 1 set, with fasteners.

Aluminum inside and outside handle, 1-3/4 in. hole spacing, for outswinging doors 5/8 in. to 1-1/4 in. thick, spring loaded strike, 1-1/8 in. hole spacing.

K 5006 (Aluminum) **K 5145** (White)
K 5007 (Black)



Qty: 1 kit, with fasteners.

Aluminum inside and outside handle, 1-3/4 in. hole spacing, for outswinging doors 5/8 in. to 1-1/4 in. thick, rigid strike, aluminum closer, adjustable closing speed, pneumatic.

K 5376 (Aluminum) **K 5379** (Black)



Qty: 1 set, with fasteners.

Aluminum inside and outside handle, 1-3/4 in. hole spacing, for outswinging doors 1 in. to 1-1/4 in. thick, spring loaded strike, 1-1/8 in. hole spacing.

K 5070 (Aluminum) **K 5116** (White)
K 5071 (Black)



Qty: 1 set, 2 keys, with fasteners.

Aluminum inside and outside handle, keyed, 1-3/4 in. hole spacing, for outswinging doors 1 in. to 1-1/4 in. thick, spring loaded strike, 1-1/8 in. hole spacing.

K 5089 (Aluminum)



Qty: 1 set, with fasteners.

Aluminum inside and outside handle, keyed, 1-3/4 in. hole spacing, for outswinging doors 1 in. to 1-1/4 in. thick, spring loaded strike, 1-1/8 in. hole spacing.

K 5082 (Black)



Qty: 1 set, with fasteners.

Aluminum inside and outside handle, 1-3/4 in. hole spacing, for outswinging doors 1 in. to 1-1/4 in. thick, spring loaded strike, 1-1/8 in. hole spacing.

K 5079 (Black)



Qty: 1 set, 2 keys, with fasteners.

Aluminum inside and outside handle, keyed, 1-3/4 in. hole spacing, for outswinging doors 1 in. to 1-1/4 in. thick, spring loaded strike, 1-1/8 in. hole spacing.

K 5080 (Black)

SCREEN & STORM DOOR

Mortise Locks, Strikes & Closers



Qty: 1, with fasteners.
Diecast, reversible, 6-3/4 in. hole spacing, 1-1/4 in. backset, for use with K 5057 and K 5092.

K 5064



Qty: 1 set, with fasteners.
Diecast handles with 6-9/16 in. hole spacing, diecast mortise lock with 6-3/4 in. hole spacing, 1-1/4 in. backset.

K 5057 (Black)

K 5092 (Black with locking cylinder)



Qty: 1 set, 2 keys, with fasteners.
Diecast handles with 6-9/16 in. hole spacing, diecast mortise lock with 6-3/4 in. hole spacing, keyed, double cylinder, Kwikset keyway.

K 5438 (Black)



Qty: 1 set, with fasteners.
Diecast, 6-9/16 in. hole spacing.

K 5063 (Black)



Qty: 1 set, 2 keys, with fasteners.
Diecast handles, for doors 1 in. to 1-1/2 in. thick, solid brass trim plates, stamped steel mortise lock, 6-3/4 in. hole spacing, keyed, 5 pin tumbler.

K 5130 (Brass finish)



Qty: 1, with 2 keys.
Solid brass, with thumbturn, 5 pin tumbler.

K 5062 (Kwikset keyway)



Qty: 1, with 2 keys.
Solid brass, double cylinder, 5 pin tumbler.

K 5061 (Kwikset keyway)



Qty: 1, with fasteners.
Steel, no-mar roller, spring loaded, holds door in closed position.

K 5051



Qty: 1 set, with fasteners.
Diecast, rigid, 1/4 in., 3/8 in. and 1/2 in. heights, 1-11/16 in. hole spacing, adjustable.

K 5148



Qty: 1 set, with fasteners.
Aluminum, spring loaded, 1-1/8 in. hole spacing, adjustable, plastic shim plates.

K 5003 (Aluminum)

K 5117 (White)

K 5004 (Black)



Qty: 1, with fasteners.
Aluminum, adjustable closing speed, hydraulic, for medium to heavy weight doors.

K 5058 (Aluminum)

K 5059 (Black)



Qty: 1, with fasteners.
Aluminum, adjustable closing speed, pneumatic, for medium weight doors.

K 5027 (Aluminum)

K 5118 (White)

K 5028 (Black)

SCREEN & STORM DOOR

Closers, Brackets & Springs



Qty: 1, with fasteners.
Aluminum, adjustable closing speed, pneumatic, for light weight West Coast screen doors.

- [K 5103](#) (Aluminum) [K 5158](#) (White)
- [K 5104](#) (Black)



Qty: 1, with fasteners.
Aluminum, adjustable closing speed, pneumatic, for medium weight doors.

- [K 5067](#) (Aluminum) [K 5119](#) (White)
- [K 5073](#) (Black)



Qty: 1, with fasteners.
Aluminum, adjustable closing speed, pneumatic, for heavy storm doors.

- [K 5108](#) (Aluminum) [K 5120](#) (White)
- [K 5109](#) (Black) [K 5174](#) (Chocolate brown)



Qty: 1, with fasteners.
Aluminum, adjustable closing speed, pneumatic, with shock spring, for medium to heavy weight doors.

- [K 5074](#) (Aluminum) [K 5076](#) (Black)



Qty: 1 kit, with fasteners.
Aluminum closer, adjustable closing speed, pneumatic, steel chain, heavy gauge spring wire.

- [K 5380](#) (Black)



Qty: 1, with fasteners.
Steel chain, heavy gauge spring wire.

- [K 5026](#) (Aluminum) [K 5141](#) (Black)



Qty: 1, with fasteners.
Stamped steel, side mounted.

- [K 5031](#)



Qty: 1, with fasteners.
Stamped steel, side mounted.

- [K 5072](#)



Qty: 1 kit.
Jamb bracket pin, hold open clip, speed adjusting spring and screw.

- [K 5034](#)



Qty: 2
Steel, 2-1/2 in. long.

- [K 5036-A](#)



Qty: 1
Steel spring, adjustable.

- [K 5035](#) (Zinc)



Qty: 1
Tempered steel spring wire, closed loops, 16-3/8 in. long.

	O.D.	Wire	Finish
SP 9640	5/16 in.	.050	Nickel
SP 9641	23/64 in.	.059	Nickel
SP 9642	13/32 in.	.060	Nickel
SP 9643	15/32 in.	.065	Nickel
SP 9644	1/2 in.	.075	Nickel


SCREEN & STORM DOOR

Hinges & Gib Closers



Qty: 1, with fasteners.
Extruded aluminum, 1/8 in. offset.

K 5093 (Aluminum) **K 5153** (Florida brown)



Qty: 2, with fasteners.
Steel, 1 in. hole spacings, 3 in. x 2-3/8 in.

K 5038 (Aluminum) **K 5039** (Black)



Qty: 2, with fasteners.
Aluminum, 1 in. hole spacings, 3 in. x 2-3/16 in., brass oilite bearing.

K 5142




Qty: 6 pins, 6 bushings, 3 springs.
Steel spring, plastic bushings and pins.

K 5131 (White)



Qty: 6 pins, 6 bushings.
Plastic.

K 5132 (White)



Qty: 2 brackets with mounting tape, 2 bars.
Plastic, fits up to a 36 in. wide door, can be cut to size.

K 5166 (Gray) **K 5167** (White)

Qty: 1, with fasteners.
Diecast zinc body incorporates two torsion springs, adjustable, non-handed, for doors up to 150 lbs.

- KC67US**
- KC60HD**
- KC61US**
- KC16HD**
- KC10HD**
- KC11US**
- KC17HD**
- KC18US**

Finish	Packaging	Case Qty.
Chrome	Clam	6
Satin chrome	Clam	6
Satin chrome	Box	10
Black	Clam	6
White	Clam	6
White	Box	10
Brown	Clam	6
Brown	Box	10



Qty: 1, with fasteners.
Diecast zinc body incorporates one torsion spring, adjustable, weather resistant, non-handed, for doors and gates up to 57 lbs.

KC50HD (White) **KC57US** (Brown)

SCREEN & STORM DOOR

Panel Clips & Threshold Inserts



Qty: 8, with fasteners.
Aluminum clip and thumbscrew, 1/4 in. offset.
T 8724 (Mill) **T 8725** (White)



Qty: 8, with fasteners.
Aluminum clip, plastic or aluminum thumbscrew, self-locking.
T 8726 (Mill - 5/16 in. depth) **T 8727** (White - 5/16 in. depth)
T 8730 (Mill - 7/16 in. depth) **T 8731** (White - 7/16 in. depth)



Qty: 8, with fasteners.
Plastic, 1/16 in. offset.
T 8732 (White)



Qty: 8, with fasteners.
Acrylic, 1/32 in. offset.
T 8733 (Clear)



Qty: 4, with fasteners.
Tempered steel, spring action latch, 3/8 in depth.
T 8500



Qty: 2 sets.
Plastic tilt and corner keys.
T 8687



Qty: 2 sets.
Steel tilt and corner keys.
T 8689



Qty: 1 set.
Steel slide bolts, left & right hand, steel springs.
T 8690



Qty: 1
Vinyl, 37 in., "T" shape.
T 8680 (Gray)



Qty: 1
Vinyl, 37 in., "V" shape.
T 8681 (Gray)



Qty: 1
Gray vinyl, 36 in long, snap-in style.
T 8707


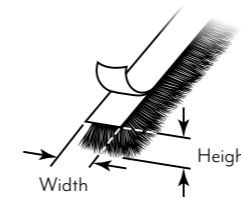
Pile Weatherstrip



Qty: 18 ft.

Adhesive backed, provides effective perimeter sealing and insulating benefits, used on windows and doors to seal out air, insects, dust, and noise, can be trimmed to size

	Width	Height	Color
T 8658	3/16 in.	.156 in.	Gray
T 8722	1/4 in.	.150 in.	Gray
T 8659	1/4 in.	.160 in.	Gray
T 8751	3/8 in.	1/4 in.	White
T 8752	3/8 in.	1/4 in.	Gray
T 8753	3/8 in.	3/8 in.	White
T 8754	3/8 in.	3/8 in.	Gray





Prime-Line's 120 item program contains the most commonly needed items to make repairs around home or the office. With incremental sizes from 1.3 lbs. to 352 lbs. in load, our program can satisfy every demand.


Section Table of Contents

[How To Use The Catalog](#)

[Compression Springs](#)

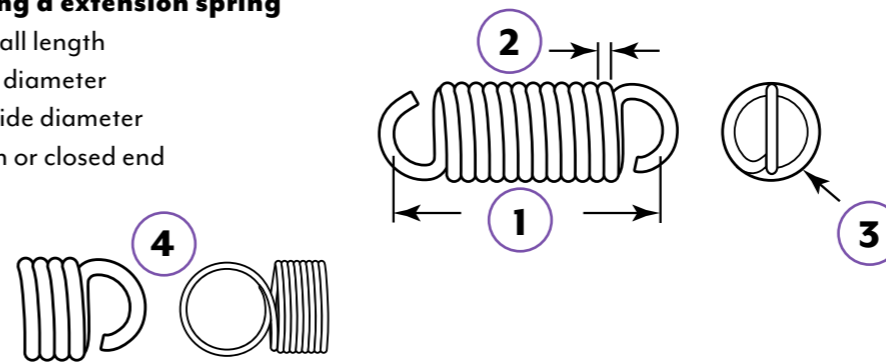
[Extension Springs](#)

Extension Springs




Selecting a extension spring

1. Overall length
2. Wire diameter
3. Outside diameter
4. Open or closed end

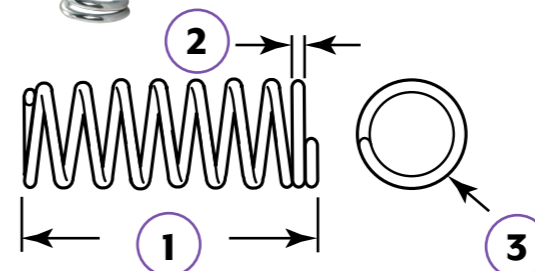


Compression Springs



Selecting a compression spring

1. Overall length
2. Wire diameter
3. Outside diameter





Qty: 1 set.
Assortment of small extension and compression springs, used for a variety of household applications.

SP 9901

Clickable hyperlink launches internet browser, opening a new web page that redirects to the product page on the Prime-Line website.

Toggle between photo and dimensioned line drawing of product.

Additional product specifications.

The screenshot shows a web browser window displaying the Prime-Line website. The URL is https://www.primelineparts.com/spring-assortment-is-a-mixture-of-extension-and-compression-springs. The page features a navigation bar with categories like REPAIR/REPLACEMENT PARTS, SAFETY AND SECURITY PRODUCTS, FASTENERS, CATALOGS, and PROJECTS. The main content area displays the product 'Spring Assortment is a mixture of extension and compression springs' (SKU: SP 9901) for \$11.04. A red box highlights the product title, another highlights the product description, and a third highlights the 'ADD TO CART' button. Below the product image, there are sections for 'PRODUCT DETAILS' and 'SPECIFICATIONS'. A red box also highlights the 'PRODUCT DETAILS' section.

Spring Assortment is a mixture of extension and compression springs

Descriptive title.

- These are generally used for toys, tools and other household or business applications
- A 236 Music Wire
- Sizes will range in diameter length
- View Details

Product description.

ADD TO CART

Add to cart option

PRODUCT DETAILS

This Handyman Spring Assortment by Prime-Line Products is spring assortment of small extension and compression springs that provides a handy kit for repairs and replacement of standard spring sizes. Sizes range in diameter, length, wire gauge and end types. For best results, follow the installation instructions included with each package. These parts are easy to replace using only a few simple tools. Please refer to the line art drawing for dimensions and compare with your needs before purchasing.

SPECIFICATIONS

- Nickel plated spring steel
- Diameter is 0.105 in.
- End types will vary
- Wire gauge will vary
- Please refer to the line art drawing for dimensions and compare with your needs before purchasing

Extension Springs

Nickel plated spring steel, used for a variety of household applications.



SP 9600



SP 9601



SP 9607



SP 9611



SP 9613



SP 9625



SP 9630



SP 9655

[SP 9601](#)

[SP 9656](#)

[SP 9659](#)

[SP 9657](#)

[SP 9658](#)

[SP 9600](#)

[SP 9602](#)

[SP 9613](#)

[SP 9604](#)

[SP 9662](#)

[SP 9660](#)

[SP 9661](#)

[SP 9603](#)

[SP 9605](#)

[SP 9609](#)

[SP 9614](#)

[SP 9615](#)

[SP 9616](#)

[SP 9607](#)

[SP 9664](#)

[SP 9606](#)

[SP 9663](#)

[SP 9608](#)

[SP 9610](#)

[SP 9617](#)

	O.D.	Length	Wire Diameter	Pack Qty.	Max Safe Load lbs.	Max Deflection
SP 9601	5/16 in.	1-1/2 in.	0.02	2	1.39	7.62
SP 9656	1/8 in.	1-1/2 in.	0.015	2	1.45	2.08
SP 9659	7/16 in.	1-1/2 in.	0.028	2	2.64	6.18
SP 9657	7/32 in.	1-1/2 in.	0.023	2	3	2.64
SP 9658	11/32 in.	1-1/2 in.	0.028	2	3.33	4.03
SP 9600	1/4 in.	1-1/2 in.	0.035	2	8.46	1.11
SP 9602	7/16 in.	1-1/2 in.	0.047	2	11.5	1.71
SP 9613	1/2 in.	1-5/8 in.	0.08	2	31.3	0.36
SP 9604	11/32 in.	1-7/8 in.	0.025	2	2.4	7.26
SP 9662	7/16 in.	1-7/8 in.	0.028	2	2.64	8.79
SP 9660	5/32 in.	1-7/8 in.	0.02	2	2.69	2.13
SP 9661	9/32 in.	1-7/8 in.	0.025	2	2.92	4.78
SP 9603	1/4 in.	1-7/8 in.	0.035	2	8.46	1.47
SP 9605	7/16 in.	1-7/8 in.	0.047	2	11.5	2.4
SP 9609	7/16 in.	2 in.	0.062	2	18	0.76
SP 9614	3/4 in.	2 in.	0.105	2	46.2	0.51
SP 9615	3/4 in.	2-1/4 in.	0.105	2	46.2	0.64
SP 9616	3/4 in.	2-7/16 in.	0.105	2	46.2	0.74
SP 9607	1/4 in.	2-1/2 in.	0.016	2	0.9	15.5
SP 9664	7/16 in.	2-1/2 in.	0.028	2	2.64	13.2
SP 9606	5/32 in.	2-1/2 in.	0.02	2	2.69	2.92
SP 9663	1/4 in.	2-1/2 in.	0.035	2	8.46	2.03
SP 9608	7/16 in.	2-1/2 in.	0.047	2	11.5	3.51
SP 9610	5/8 in.	2-1/2 in.	0.072	2	19.1	0.92
SP 9617	3/4 in.	2-5/8 in.	0.105	2	46.2	0.82

[SP 9612](#)

[SP 9668](#)

[SP 9619](#)

[SP 9665](#)

[SP 9611](#)

[SP 9620](#)

[SP 9623](#)

[SP 9666](#)

[SP 9618](#)

[SP 9670](#)

[SP 9667](#)

[SP 9669](#)

[SP 9624](#)

[SP 9621](#)

[SP 9625](#)

[SP 9671](#)

[SP 9627](#)

[SP 9622](#)

[SP 9672](#)

[SP 9631](#)

[SP 9629](#)

[SP 9673](#)

[SP 9628](#)

[SP 9630](#)

[SP 9655](#)

	O.D.	Length	Wire Diameter	Pack Qty.	Max Safe Load lbs.	Max Deflection
SP 9612	7/16 in.	2-3/4 in.	0.034	2	3.57	6.08
SP 9668	9/16 in.	2-7/8 in.	0.072	2	2.11	1.48
SP 9619	3/4 in.	2-7/8 in.	0.105	2	46.2	0.95
SP 9665	5/16 in.	3 in.	0.028	2	2.85	5.37
SP 9611	9/16 in.	3 in.	0.054	2	9.55	3.64
SP 9620	3/4 in.	3-1/8 in.	0.105	2	46.2	1.08
SP 9623	13/16 in.	3-1/8 in.	0.125	2	61.7	0.77
SP 9666	1/4 in.	3-1/4 in.	0.025	2	2.64	4.1
SP 9618	5/8 in.	3-1/4 in.	0.072	2	19.1	2.01
SP 9670	3/8 in.	3-3/4 in.	0.041	2	6.52	3.88
SP 9667	7/16 in.	3-1/2 in.	0.047	2	8.47	3.5
SP 9669	9/16 in.	4 in.	0.047	2	6.7	7.42
SP 9624	13/16 in.	4 in.	0.12	2	61.7	0.73
SP 9621	15/32 in.	4-1/2 in.	0.041	2	5.28	8.33
SP 9625	1-1/16 in.	5-1/2 in.	0.12	1	48.2	3.62
SP 9671	9/16 in.	6 in.	0.072	2	21.1	3.61
SP 9627	7/8 in.	6 in.	0.091	1	32.5	5.6
SP 9622	5/8 in.	6-1/2 in.	0.054	2	8.64	11.9
SP 9672	3/8 in.	6-1/2 in.	0.047	2	9.77	4.67
SP 9631	3/4 in.	6-1/2 in.	0.091	1	31.3	4.2
SP 9629	1-1/4 in.	6-1/2 in.	0.162	1	93.7	3
SP 9673	3/8 in.	6-3/4 in.	0.062	1	20.7	2.05
SP 9628	1-1/16 in.	7 in.	0.105	1	33.4	7.19
SP 9630	1 in.	7 in.	0.135	1	69.9	2.93
SP 9655	1 in.	7 in.	0.135	1	69.9	9.89

HANDYMAN SPRINGS

Extension Springs & Spring Kits

White boxes: Nickel plated spring steel, used for a variety of household applications.
Purple boxes: Zinc plated spring steel, used for a variety of household applications.
Blue boxes: Black finished, zinc plated spring steel, used for a variety of household applications.



SP 9636




SP 9641



SP 9652



SP 9676



SP 9678

	O.D.	Length	Wire Diameter	Pack Qty.	Max Safe Load (lbs.)	Max Deflection
SP 9649	1-9/16 in.	7-3/4 in.	0.227	1	325	2.3
SP 9678	1-9/16 in.	7-3/4 in.	0.1227	2	352	2.3
SP 9632	1/2 in.	8-1/2 in.	0.047	1	7.47	13.3
SP 9633	7/16 in.	8-1/2 in.	0.047	1	8.47	9.3
SP 9675	7/8 in.	8-1/2 in.	0.062	1	9.37	23.9
SP 9634	9/16 in.	8-1/2 in.	0.054	1	9.55	12.4
SP 9674	5/8 in.	8-1/2 in.	0.062	1	12.9	10.7
SP 9635	5/8 in.	8-1/2 in.	0.08	1	25.6	5.2
SP 9676	7/8 in.	8-1/2 in.	0.105	1	40.1	5.56
SP 9636	1 in.	8-1/2 in.	0.12	1	51	5.38
SP 9677	1-1/4 in.	10 in.	0.148	1	73.7	6.18
SP 9638	7/16 in.	10-1/4 in.	0.041	1	5.6	17.5
SP 9637	1 in.	12 in.	0.105	1	35.4	11.7
SP 9645	1-1/8 in.	16 in.	0.105	1	31.2	22
SP 9640	5/16 in.	16-3/8 in.	0.05	1	13.8	25.2
SP 9641	23/64 in.	16-3/8 in.	0.059	1	15.7	25.2
SP 9642	13/32 in.	16-3/8 in.	0.06	1	19.6	25.2
SP 9652	13/32 in.	16-1/4 in.	0.075	1	19.6	25.2
SP 9643	15/32 in.	16-3/8 in.	0.065	1	23.1	25.2
SP 9644	1/2 in.	16-3/8 in.	0.075	1	26.4	25.2
SP 9639	9/16 in.	16-1/2 in.	0.054	1	9.5	25.2



Qty: 1 set.

Assortment of small extension and compression springs, used for a variety of household applications.

[SP 9901](#)

Compression Springs

Nickel plated spring steel, used for a variety of household applications.

	O.D.	Length	Wire Diameter	Pack Qty.	Max Safe Load (lbs.)	Solid Height
SP 9700	1/8 in.	1/2 in.	0.035	6	11.4	0.262
SP 9702	3/8 in.	3/4 in.	0.032	6	4.47	0.23
SP 9714	5/32 in.	1 in.	0.011	6	0.62	0.138
SP 9715	3/16 in.	1 in.	0.028	6	7.86	0.483
SP 9701	1/4 in.	1 in.	0.035	6	11.4	0.445
SP 9728	9/16 in.	1 in.	0.054	2	12.9	0.396
SP 9721	7/16 in.	1-1/16 in.	0.041	4	7.77	0.359
SP 9703	3/8 in.	1-1/8 in.	0.041	4	9	0.461
SP 9720	5/16 in.	1-1/4 in.	0.041	4	10.6	0.615
SP 9708	11/16 in.	1-1/4 in.	0.091	2	44.7	0.755
SP 9717	3/16 in.	1-3/8 in.	0.016	6	1.57	0.26
SP 9718	1/4 in.	1-3/8 in.	0.025	4	2.29	0.25
SP 9719	9/32 in.	1-3/8 in.	0.025	4	4.42	0.444
SP 9722	7/32 in.	1-3/8 in.	0.028	4	7.77	0.526
SP 9716	3/16 in.	1-3/8 in.	0.028	6	7.86	0.652
SP 9707	9/16 in.	1-3/8 in.	0.072	2	28.2	0.738
SP 9727	5/8 in.	1-1/2 in.	0.041	2	5.52	0.301
SP 9706	1/2 in.	1-1/2 in.	0.041	2	6.84	0.4
SP 9724	11/32 in.	1-1/2 in.	0.047	4	14.4	0.796

	O.D.	Length	Wire Diameter	Pack Qty.	Max Safe Load (lbs.)	Solid Height
SP 9723	5/16 in.	1-3/4 in.	0.016	4	0.84	0.156
SP 9704	7/32 in.	1-3/4 in.	0.02	4	2.6	0.375
SP 9725	3/8 in.	1-3/4 in.	0.035	4	5.75	0.505
SP 9726	5/16 in.	2 in.	0.047	4	15.7	1.15
SP 9705	7/16 in.	2-1/8 in.	0.031	4	3.85	0.402
SP 9729	5/8 in.	2-3/4 in.	0.054	2	11.7	0.77
SP 9709	13/32 in.	2-3/4 in.	0.047	2	12.4	1.128
SP 9710	1/2 in.	2-3/4 in.	0.072	2	31.3	1.56
SP 9712	9/16 in.	3 in.	0.051	2	19.9	0.954
SP 9734	1-1/8 in.	3 in.	0.105	2	41.6	1.108
SP 9730	5/8 in.	3 in.	0.08	2	44.2	1.34
SP 9731	7/8 in.	3 in.	0.105	2	52.7	1.503
SP 9735	1 in.	3 in.	0.12	2	66.6	1.536
SP 9711	23/32 in.	3-1/2 in.	0.041	2	4.82	0.461
SP 9733	1 in.	3-1/2 in.	0.12	2	66.6	1.717
SP 9713	7/8 in.	4 in.	0.08	2	24.8	1.28
SP 9732	15/16 in.	4 in.	0.148	2	124	2.632
SP 9736	1-1/8 in.	7 in.	0.162	1	134	4.15



SP 9700



SP 9704



SP 9705



SP 9708



SP 9714



SP 9716



SP 9721



SP 9734



SP 9736