




MEDICINE CABINETS

SPECIFICATION SHEET

**FM2436CC3SNF
FRAMED MIRROR**

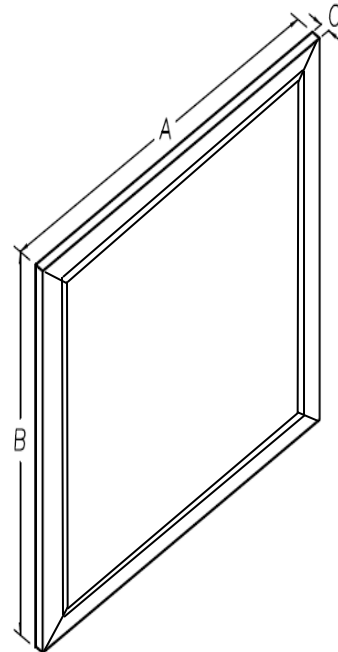
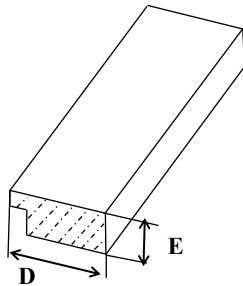


FEATURES/TYPICAL SPECIFICATIONS

- Surface Mount Installation
- 1/8" thick float glass mirror with clean cut edge, 4 sides
- 2.900" X 0.860" Flat Satin Nickel Molding
- Anti-theft security mounting hardware that includes 4 hangers to allow for versatility of hanging direction
- Finished edge 40# Kraft paper backing
- Overall Frame Size: 24.023" X 36.023" X 0.860"
- Pallet quantity = 24 units (2 layers, 12 per layer)

Finishes:

Housing: N/A
 Mirror: Clean Cut
 Frame: SATIN NICKEL



		Dimensions In Inches	
Model #	Description	D	E
B7079654	MOLDING 3" FLAT SATIN NICKEL	2.900	0.860

		Dimensions In Inches		
Model #	Description	A	B	C
FM2436CC3SNF	FRAMED MIRROR 24X36 SATIN NICKEL FLAT	24.023	36.023	0.860

REFERENCE	QTY.	REMARKS	Project	
			Location	
			Architect	
			Engineer	
			Contractor	
			Submitted by	Date

* All models and material specifications are subject to change or withdrawal without notice.

SFM2436CC3SNF_A03