


SPECIFICATIONS

Features/Benefits

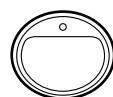
- 1.2 gpm (4.5 L/min) Max Flow @ 60 psi with Laminar Water Stream
- Alternative Flow Rates Available with Spray Water Stream
 - 1.0 gpm (3.8 L/min) When Used with DA613074N Aerator
 - 0.5 gpm (1.9 L/min) When Used with DA613075N Aerator
- 4 1/8" Spout Height, 5 1/16" Spout Reach
- Ceramic Disc Cartridge
- Includes Metal Pop-Up Drain Assembly
- Single Hole Mount
- Optional Deck Plate, DA667229, Sold Separately
- Optional Temperature Indicator Included



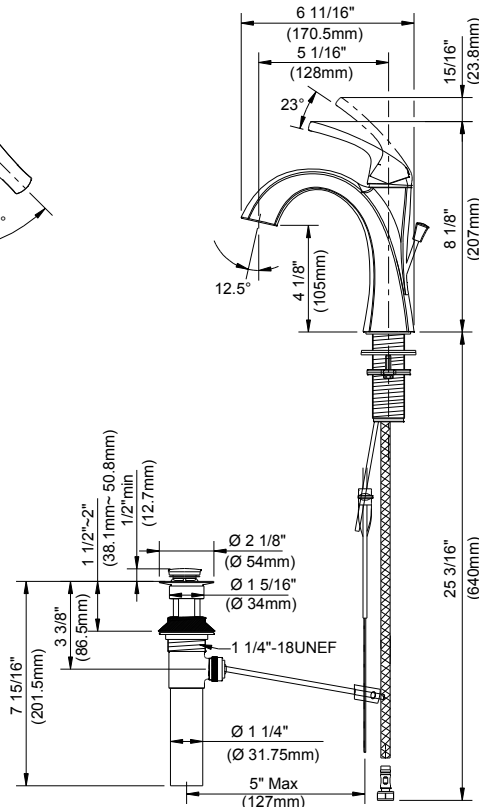
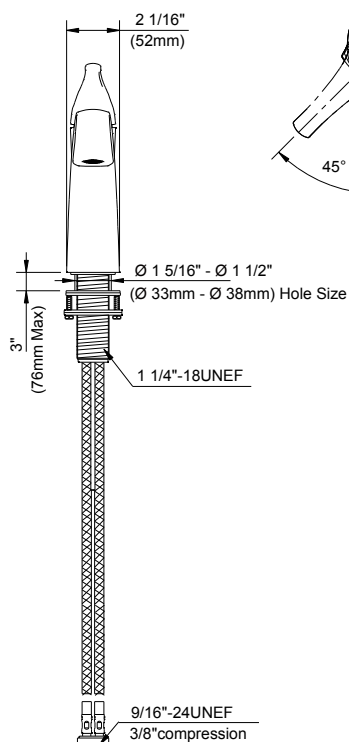
Available Color/Finishes

Color	Description
	Chrome
Please see danze.com or current price list for available finishes. Finish is defined by additional suffix.	

Mount Type



Standards & Certifications



Submittal Information:

Name: _____
Location: _____

Contractor: _____
Contact #: _____